



marta 

FY15 MARTOC REPORT

August 31, 2015

The Honorable Tom Taylor
Chair, Metropolitan Atlanta Rapid Transit Overview Committee
614-A Coverdell Legislative Office Building
Atlanta, GA 30334

Dear Chairman Taylor:

MARTA is pleased to present our annual Report to the Metropolitan Atlanta Rapid Transit Overview Committee (MARTOC), prepared in accordance with the requirements established by Section 14A and 17G of the MARTA Act. This report contains information pertaining to the 2014 Fiscal Year, which covers the period from July 1, 2014 to June 30, 2015.

Fiscal Year 2015 was a period of continued success for MARTA. MARTA continued to build its reserves by completing its third consecutive year with a balanced budget. This is the first time the Authority has achieved such fiscal success in nearly 20 years. In addition, thanks to a referendum vote of nearly 3 to 1 approving service expansion to Clayton County in November 2014, the MARTA system opened operations in a new jurisdiction for the first time in more than 40 years. After seven consecutive years of no annual salary increases, both our represented and non-represented employees received modest raises. We were able to accomplish these goals without raising fares on our customers.

The recently adopted FY2016 budget contains no fare increases for our customers and continues increased service levels on both bus and rail. The MARTA Transformation Initiative (MTI), our comprehensive plan to explore cost savings and/or improvements in 12 functional areas, has continued to advance. MARTA is actively implementing many of the recommendations and will be making major decisions during FY2016 in the areas of paratransit, parking and cleaning services.

MARTA also experienced an extremely successful legislative session, due in large part to the MARTOC Committee and their hard work in passing HB 213. Among other things, HB 213 permanently eliminated the 50/50 mandate which previously dictated MARTA spending derived from local sales and use taxes be split evenly between capital and operations expenditures. The bill also extended the MARTA tax in participating jurisdictions for an additional 10 years, thus protecting our 30-year bonding capacity. Both of these wins will be extremely important as MARTA looks toward future expansion.

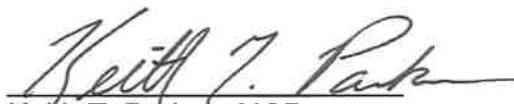
As required by the MARTA Act, verified copies of this report will be filed with MARTOC, the presiding officers of the State Senate and State House of Representatives, and the State Auditor, as well as the governing authorities of each county and the largest municipality in the area served by MARTA. It will be properly advertised, will be available at MARTA's principal office for public inspection, and will be posted on the Authority's website.

As Chair of the Board and General Manager/Chief Executive Officer of MARTA, we verify the contents of this report to be as accurate and complete as reasonably possible and in compliance with our understanding of the requirements of the above mentioned legislation. We have made every attempt to provide comprehensive information within this document. Should any additional information or clarification be required, please do not hesitate to contact us at 404-848-5313.

Sincerely,



Robert L. Ashe, III
Chair, Board of Directors



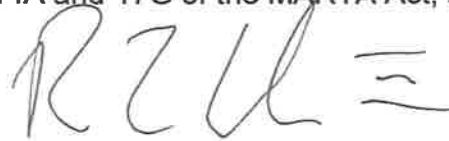
Keith T. Parker, AICP
General Manager/CEO

cc: Members, Metropolitan Atlanta Rapid Transit Overview Committee
Governor, State of Georgia
Lieutenant Governor, State of Georgia
Speaker, Georgia House of Representatives
Auditor, State of Georgia
Mayor, City of Atlanta
Members, Atlanta City Council
Chair, Clayton County Board of Commissioners
Members, Clayton County Board of Commissioners
CEO, DeKalb County
Members, DeKalb County Board of Commissioners
Chair, Fulton County Board of Commissioners
Members, Fulton County Board of Commissioners

REPORT VERIFICATION

Personally appeared before me, the undersigned authority duly authorized to administer oaths, MR. ROBERT L. ASHE, III, Chair, Board of Directors of the Metropolitan Atlanta Rapid Transit Authority, and KEITH T. PARKER, AICP., General Manager/Chief Executive Officer, each of whom on oath individually deposes and says that the information set forth in the foregoing attached statement submitted pursuant to the requirements of Section 14A and 17G of the MARTA Act, as amended, is true and correct to the best of their knowledge and belief.

As to **MR. ROBERT L. ASHE, III:**

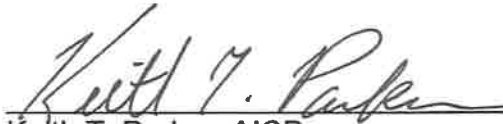


Mr. Robert L. Ashe, III
Chair, Board of Directors
Metropolitan Atlanta Rapid Transit Authority

Sworn to and subscribed before me this 31 day of August, 2015.



Notary Public

As to **KEITH T. PARKER, AICP:**



Keith T. Parker, AICP
General Manager/CEO
Metropolitan Atlanta Rapid Transit Authority

Sworn to and subscribed before me this 31 day of August, 2015.


Notary Public

Tyrene L Huff
NOTARY PUBLIC
Fulton County, GEORGIA
My Commission Expires
September 18, 2018

METROPOLITAN ATLANTA RAPID TRANSIT AUTHORITY

FINANCIAL STATEMENTS

OPERATING AND CAPITAL CONSOLIDATED FINANCIAL STATEMENT

This report reflects a consolidated summary of the Statement of Operating Revenues and Expenses and the Statement of Capital Sources and Expenditures. This report is unaudited. Please see the following page for details on the referenced statements.

STATEMENT OF OPERATING REVENUES AND EXPENSES

This report includes all revenue and expenses that are considered operating items per the MARTA ACT. This report does not include any year-end reclassifications or adjustments that are routine to any year-end close-out. In addition, this report does not include any possible recommended adjustments from the external auditors; it is unaudited. This report is not meant to serve as MARTA's official financial statements. MARTA financial statements are prepared in accordance to Generally Accepted Accounting Principles. The referenced financial statements will be audited by and independent accounting firm and will be available in hard copy by December 2015.

STATEMENT OF CAPITAL SOURCES AND EXPENDITURES

This report reflects all sources of funds available to cover capital expenditures for fiscal year 2015. It also details all capital expenditures, bond debt and related bond costs covered under the sources of funds. This report does not include any year-end reclassifications or adjustments that are routine to any year-end close-out. In addition, this report does not include any possible recommended adjustments from the external auditors; it is unaudited. This report is not meant to serve as MARTA's official financial statements. MARTA financial statements are prepared in accordance to Generally Accepted Accounting Principles. The referenced financial statements will be audited by and independent accounting firm and will be available in hard copy by December 2015.

Metropolitan Atlanta Rapid Transit Authority
Operating and Capital Consolidated Financial Statement
June 30, 2015
(Unaudited)

Operating Revenue	\$ 435,122,000
Capital Funding	498,043,000
Total Operating Revenue and Capital Funding	<u>\$ 933,165,000</u>
Operating Expenses	\$ 406,909,000
Capital Expenditures	376,996,000
Total Operating Expenses and Capital Expenditures	<u>\$ 783,905,000</u>

Metropolitan Atlanta Rapid Transit Authority
Statement of Operating Revenues and Expenses
June 30, 2015
(Unaudited)

Revenues:

Operating Sales Tax	\$ 186,192,000
Passenger Revenue	143,750,000
Ad Valorem Tax	15,406,000
Station Parking	2,667,000
Lease Income	10,135,000
Federal Assistance	66,000,000
Other Operating Revenue	10,972,000

Total Operating Revenues

\$ 435,122,000

Expenses:

Salaries	\$ 231,317,000
Benefits	129,472,000
Contractual Services	34,821,000
Materials & Supplies	40,946,000
Other Operating Expenses	14,971,000
Casualty & Liability	8,783,000
Other Non-Operating/ Misc	4,493,000
Inventory Adjustments	1,094,000
Expense Allocated to Capital Projects	(58,988,000)

Total Operating Expenses

\$ 406,909,000

Metropolitan Atlanta Rapid Transit Authority
Statement of Capital Sources and Expenditures
June 30, 2015
(Unaudited)

Capital Sources:

FY14 Beginning Capital Balance	\$ 51,610,000
Sales Tax	186,192,000
Financing Baseline Program	199,500,000
Investment & Other Income	351,000
Federal Capital Assistance	60,390,000
State Capital Grants	-

Total Capital Sources

\$ 498,043,000

Capital Expenditures:

Capital Programs	
Vehicles	\$ 70,529,000
Facilities & Stations	39,162,000
Maintenance of Way	12,823,000
Systems	89,247,000
Planning	18,970,000

Total Capital Programs

\$ 230,731,000

Bond Debt and Other Bond Costs

\$ 146,265,000

Total Expenditures

\$ 376,996,000

Contract Increases

METROPOLITAN ATLANTA RAPID TRANSIT AUTHORITY

INCREASES OF EXISTING BOARD APPROVED CONTRACTS

There were eight increases of existing contracts during the 2015 Fiscal Year.

**METROPOLITAN ATLANTA RAPID TRANSIT AUTHORITY
INCREASES TO EXISTING CONTRACTS
(JULY 1, 2014 THROUGH JUNE 30, 2015)**

PAYEE	CONTRACT #	PURPOSE	JUSTIFICATION	PREVIOUS VALUE	ADJUSTMENT AMOUNT	NEW VALUE
Alliance Bus Group, Inc	P31610	Procurement of Ninety-four (94) Paratransit Lift Vans	To purchase 24 additional Lift Vans for additional service to Clayton County.	\$ 6,512,101	\$ 1,715,211	\$ 8,227,312
Apollo Video Technology, Inc.	P23113	Vehicle Security Camera System	Purchase additional buses, software procurement and additional unanticipated changes required by the Project Sponsors.	\$ 15,295,668	\$ 2,800,000	\$ 18,095,668
Electronic Data Magnetics, Inc.	B25444	MARTA Contactless Smart Card Fare Media	Extend the Contract and allow time to prepare for replacement contract.	\$ 705,550	\$ 1,563,300	\$ 2,268,850
M.C. Dean, Inc	P13872	Fire Protection Systems Upgrade	Extend the Contract and provide for changes and additions.	\$ 39,662,912	\$ 3,072,716	\$ 42,735,628
Oracle USA, Inc.	P27978	Procurement of Maintenance Support for Oracle Database, ERP and ID Management Licenses	Oracle Bundle of all Contracts	\$ 2,520,000	\$ 1,277,025	\$ 3,797,025
Robert Half International	L34191	Professional Accounting Services	Provide professional staffing for the Departments of CPM and Audit	\$ 266,000	\$ 375,000	\$ 641,000
Swiger Coil Systems	B26769	AC Traction Motor Overhaul and Repair Services	Unexpected excessive damage to motors sent for overhaul.	\$ 934,217	\$ 1,000,000	\$ 1,934,217
VOYA	P15115	MARTA's Life Insurance and Accidental Death and Dismemberment Insurance Coverage	Continuation of insurance and allow sufficient time for transition to new contract.	\$ 12,964,098	\$ 1,467,008	\$ 14,431,106

Payment & Contracts
\$20K and More

METROPOLITAN ATLANTA RAPID TRANSIT AUTHORITY

PAYMENT AND CONTRACTS \$20,000 OR MORE

The report lists all entities and the total amount paid to them by MARTA during the fiscal year. The report also lists all contracts entered into by MARTA including professional services to obtain information, advice, opinions, alternatives, recommendations, training or direct assistance such as studies, analyses, evaluations and procurement contracts for equipment and supplies, services and construction.

Entities who received less than \$20,000 in total for the year are also excluded from the report.

Metropolitan Atlanta Rapid Transit Authority
 Payments and Contracts \$20,000 or More
 For the Period July 1, 2014 to June 30, 2015

NAME	PURPOSE	CONTRACT #	AWARD DATE	TERM	AWARD AMOUNT	PAYMENTS MADE VIA SMALL PURCHASES, PO OR OTHER	TOTAL CONTRACT VALUE PAID TO DATE	TOTAL PAID IN FY 15
5 STAR ENTERPRISES, INC.	General Purpose Bus Interior Cleaner					\$ 53,317		\$ 53,317
A & A SAFE, LOCK & DOOR CO.	Replace & Repair Doors at Various Facilities					\$ 82,346		\$ 82,346
A & D PAINTING, INC.	Painting Services at Various MARTA Facilities					\$ 33,520		\$ 33,520
A CUSTOMER'S POINT OF VIEW, INC.	Mystery Customer Services	Q29739	6/21/2013	1 Year 7 Months	\$ 164,000		\$ 140,910	\$ 73,370
A7J HYDRO SERVICES, INC.	Maintenance Services for Fire Extinguishers					\$ 63,784		\$ 63,784
AAA COMMERCIAL GLASS LLC	Replacement of Glass at Various Facilities					\$ 41,872		\$ 41,872
ABACUS SOLUTIONS, LLC	Hardware for Video Analytics Project	P30079	5/27/2014	2 Weeks	\$ 89,867		\$ 89,867	\$ 89,867
AC & DC POWER TECHNOLOGIES	Maintenance & Rental of Equipment for Electric Power & Equipment Office					\$ 40,373		\$ 40,373
ACCESS SECURITY PARKING INTEGRATED SOLUTIONS, LLC	Maintenance of Parking Control Equipment	Q34141	11/10/2014	1 Year	\$ 90,624		\$ 37,333	\$ 37,333
ACCESS SECURITY PARKING INTEGRATED SOLUTIONS, LLC	Maintenance of Parking Control Equipment	Q30874	11/1/2013	1 Year	\$ 82,664		\$ 81,374	\$ 27,738
ACENTIA, LLC (2020 COMPANY. LLC)	General Consulting and Professional Services	P33578	6/5/2014	1 Year	\$ 165,392		\$ 165,392	\$ 165,392
ACENTIA, LLC (2020 COMPANY. LLC)	General Consulting and Professional Services	P31481	12/9/2013	6 Months 2 Years w (1) Year Option	\$ 84,375		\$ 84,375	\$ 28,350
ACTION TIRE CO.	Tires for Non-Revenue Vehicle	B32882	1/13/2015	1 Year Option	\$ 612,941		\$ 26,366	\$ 26,366
ADCAP NETWORK SYSTEMS	Cisco Switches and Licenses for Network System					\$ 165,155		\$ 165,155
ADMAN PROMOTIONS, INC.	Promotional Items					\$ 27,432		\$ 27,432
ADVANCED DISPOSAL SERVICES	Refuse/Garbage Collection & Disposal	B22176	7/6/2011	3 Years w (2) 1 Year Options	\$ 948,510		\$ 670,884	\$ 194,402
AECOM TECHNICAL SERVICES	Planning and Technical Consulting Services - Clayton County	P27818	5/14/2013	2 Years w (3) 1 Year Options	\$ 1,852,171		\$ 1,852,171	\$ 1,729,168
AERO SURVEYS OF GEORGIA, INC.	Map Books for Senior Operators					\$ 22,440		\$ 22,440
AGL RESOURCES	CNG Compressor Upgrades at Perry Blvd Facility	B13366	6/9/2008	8 Years w (5) Year Option	\$ 4,209,000		\$ 3,277,565	\$ 259,782
ALLAN VIGIL FORD	Service and Repair Non-Revenue Vehicles					\$ 78,481		\$ 78,481
ALL OVER MEDIA, INC.	Gas Stations Advertisements					\$ 27,000		\$ 27,000
ALLIANCE BUS GROUP, INC.	Procurement of Ninety-Four (94) Paratransit Lift Vans	P31610	4/17/2014	120 Days	\$ 6,512,101		\$ 6,869,315	\$ 6,869,315
ALSTOM SIGNALING, INC.	SCADA System Upgrade & Audio Frequency Track Circuit Modules	P15120	12/6/2010	5 Years	\$ 116,897,987		\$ 49,624,157	\$ 10,783,259
ALSTOM SIGNALING, INC.	Transit Signals Utilized in the Mainline	P34102	12/12/2014	6 Months	\$ 129,140		\$ 129,140	\$ 129,140
ALSTOM TRANSPORTATION	Printed Circuit Boards for Automatic Train Control					\$ 42,296		\$ 42,296
AMERICAN CARWASH	Exterior Cleaner & Other Supplies for Revenue Vehicles					\$ 144,486		\$ 144,486
AMERICAN PUBLIC TRANSPORTATION	Annual Membership Dues, Safety Programs & Conferences					\$ 167,394		\$ 167,394
AMERICAN TIRE DISTRIBUTORS, INC.	Tires for Non Revenue Vehicles					\$ 34,498		\$ 34,498

Metropolitan Atlanta Rapid Transit Authority
 Payments and Contracts \$20,000 or More
 For the Period July 1, 2014 to June 30, 2015

NAME	PURPOSE	CONTRACT #	AWARD DATE	TERM	AWARD AMOUNT	PAYMENTS MADE VIA SMALL PURCHASES, PO OR OTHER	TOTAL CONTRACT VALUE PAID TO DATE	TOTAL PAID IN FY 15
AMERICAN TOWERS, INC.	Tower Space Rent For Communications System					\$ 95,576		\$ 95,576
ANALYSTS, INC.	Engine Fluid Analysis Services					\$ 29,793		\$ 29,793
ANDERSON LANDSCAPE CO	HQ Landscape Enhancements & Annex Retaining Wall Restoration					\$ 22,950		\$ 22,950
ANDERSON SAFETY, INC.	Paper Towels, Gloves, Cleaner & Various Maintenance Supplies					\$ 429,370		\$ 429,370
ANSALDO STS USA, INC.	Parts for Audio Frequency Track Circuits					\$ 20,244		\$ 20,244
ANTHONY HILL C/O BEXLEY AND OSOFSKY, PC	Legal Claim Settlement					\$ 69,926		\$ 69,926
APOLLO VIDEO TECHNOLOGY	Vehicle Security Camera System	P23113	3/5/2012	3 Years	\$ 15,295,668		\$ 13,428,221	\$ 1,882,548
APPELBAUM & ASSOC., P.C.	Legal Services					\$ 412,464		\$ 412,464
ARCHER WESTERN CONSTRUCTION, LLC	Design-Build Brady Mobility Facility	P22221	8/6/2012	3 Years	\$ 38,206,066		\$ 23,776,926	\$ 17,187,647
ARCHER-WESTERN CONTRS LTD	Buckhead Station North Entrance and Pedestrian Bridges	B15611	3/5/2012	600 Days	\$ 18,282,259		\$ 18,067,541	\$ 2,041,583
ARGO RE LTD	Excess Liability Insurance					\$ 349,862		\$ 349,862
ARINC, INC.	SCADA System Software Maintenance					\$ 108,765		\$ 108,765
ARLINGTON COMPUTER PRODUCTS	Vmware Software Support & Subscription					\$ 114,141		\$ 114,141
ARS MECHANICAL, LLC	HVAC Services for MARTA Headquarters Complex	B22366	10/17/2011	2 Years w (3) 1 Year Options	\$ 1,303,875		\$ 850,402	\$ 244,049
ASK REPLY, INC.	B2GNow Software	P34009	7/11/2014	1 Year	\$ 91,190		\$ 66,903	\$ 66,903
ASK-INNTAG, LLC	Contactless Smart Card Fare Media	B25444	8/6/2012	2 Years w (3) 1 Year Options	\$ 4,504,500		\$ 3,235,650	\$ 1,303,800
ASSETWORKS, INC.	Fuel Focus Parts, Supplies and Training					\$ 37,224		\$ 37,224
AT&T	Telecommunication Services	P23964	2/22/2012	2 Years w (2) 1 Year Options	\$ 6,853,080		\$ 3,715,777	\$ 1,251,850
AT&T MOBILITY	Telecommunication Services	P29255	5/13/2013	2 Years	\$ 94,712		\$ 77,733	\$ 43,610
ATHENS PAPER	Printing Paper	B29892	2/6/2014	2 Years	\$ 357,712		\$ 145,984	\$ 120,703
ATLANTA BUSINESS CHRONICLE	Advertisements					\$ 76,552		\$ 76,552
ATLANTA COMMERCIAL TIRE	Tires for Non-Revenue Vehicles	B22952	7/6/2011	2 Years w (1) Year Option	\$ 518,710		\$ 291,470	\$ 72,545
ATLANTA COMMUNICATIONS COMPANY	Repair Radio Equipment					\$ 73,783		\$ 73,783
ATLANTA CUSTOM IRON WORKS	Fabricate & Install Iron Fence at 5 Pts Station					\$ 27,174		\$ 27,174
ATLANTA FALCONS STADIUM COMPANY, LLC	Refund Balance of Deposit for MES Costs					\$ 125,699		\$ 125,699
ATLANTA GEAR & AXLE COMPANY	Rebuild of Bus Components					\$ 65,562		\$ 65,562
ATLANTA JOURNAL CONSTITUTION	Advertising and Publication of Notices					\$ 293,956		\$ 293,956
ATLANTA REGIONAL COMMISSION	Impact Analysis for I-20 East Clifton Corridor; Financial Svcs for Oakland City TOD & Membership					\$ 30,750		\$ 30,750

Metropolitan Atlanta Rapid Transit Authority
 Payments and Contracts \$20,000 or More
 For the Period July 1, 2014 to June 30, 2015

NAME	PURPOSE	CONTRACT #	AWARD DATE	TERM	AWARD AMOUNT	PAYMENTS MADE VIA SMALL PURCHASES, PO OR OTHER	TOTAL CONTRACT VALUE PAID TO DATE	TOTAL PAID IN FY 15
ATLANTA SAFETY BRAKE	Services to Rebuild Brakes					\$ 68,356		\$ 68,356
ATLANTIC LIGHTING & SUPPLY CO	Ballasts & Other Lighting Supplies					\$ 33,086		\$ 33,086
ATLANTIC LIGHTING AND SUPPLY CO., LLC	LED Lighting for Trunnion Mount Art Center Art Work Illumination					\$ 136,535		\$ 136,535
ATSA LIS BROTHERS PAINTING CO.	Coating Rehabilitation of Aerial Structures	B24418	8/12/2013	260 Days	\$ 2,943,000		\$ 2,783,199	\$ 2,783,199
AVS CONSULTING DBA STONE, MCELROY & ASSOCIATES	Police Psychological Services	Q31756-A	3/10/2014	3 Years	\$ 91,650		\$ 67,700	\$ 67,700
AXALTA COATING SYSTEMS, LLC	Painting Equipment and Supplies					\$ 65,866		\$ 65,866
AXIOM CORPORATION	Technology Consulting and Professional Services	P31481	1/1/2014	6 Months	\$ 343,329		\$ 343,329	\$ 112,780
AXIOM CORPORATION	Technology Consulting and Professional Services	P33578	6/5/2014	1 Year	\$ 757,873		\$ 757,873	\$ 757,873
B & C TRANSIT, INC.	Software Maintenance for Rail Yard Control Systems					\$ 120,000		\$ 120,000
B&H PHOTO VIDEO	Plantronics APC-42 EHS Cable, Phone & Headsets					\$ 62,915		\$ 62,915
B. NEWSOME & W. NEWSOME & THEIR ATTORNEYS HALL & LAMPRO, LLP	Legal Claim Settlement					\$ 370,000		\$ 370,000
BAIN ENTERPRISES	Roadway & Track Equipment					\$ 47,673		\$ 47,673
BAKER BALLISTICS, LLC	Equipment for Police Department					\$ 51,822		\$ 51,822
BAKER DISTRIBUTING COMPANY	Freon and Refrigerant Hoses					\$ 86,804		\$ 86,804
BANK OF AMERICA	Employer Share of FICA					\$ 16,945,608		\$ 16,945,608
BANK OF AMERICA, N.A.	Travel & Conference Costs Paid by Credit Card					\$ 72,060		\$ 72,060
BATTERY DISTRIBUTORS INC	Procurement & Disposal of Bus Batteries	B27930	11/4/2013	2 Years	\$ 581,836		\$ 300,041	\$ 133,774
BATTERY DISTRIBUTORS INC	Batteries for Buses					\$ 95,020		\$ 95,020
BATTLE & BATTLE DISTRIBUTOR, INC.	Batteries and Various Supplies					\$ 51,586		\$ 51,586
BEARSAVER	Waste Receptacles					\$ 67,980		\$ 67,980
BEATTY CONSTRUCTION COMPANY	Carpentry and Construction Services for the MARTA HQ Complex	Q21870	3/8/2011	1 Year	\$ 89,355		\$ 87,113	\$ 56,132
BENTLEY SYSTEMS, INC.	Maintenance for OPTRAM Enterprise Server Select					\$ 67,418		\$ 67,418
BERNARD GOGGINS C/O REIS LAW, LLC	Legal Claim Settlement					\$ 30,000		\$ 30,000
BEST BUY FOR BUSINESS	Microcomputers & Camera Equipment					\$ 22,823		\$ 22,823
BLACKJACK PAVING, SEALCOATING & STRIPING	Sealing & Refurbishing Facility Parking Lots					\$ 34,363		\$ 34,363
BLIC NORTH AMERICA, INC.	Professional Svcs for Automated Vehicle Locator System	L32881	4/23/2014	60 Days	\$ 45,000		\$ 40,620	\$ 49,620
BLUE WATER SALES, LLC	Populated Tool Kit					\$ 28,792		\$ 28,792
BOMBARDIER TRANS.	Repair Parts for Rail Cars					\$ 1,520,041		\$ 1,520,041

Metropolitan Atlanta Rapid Transit Authority
 Payments and Contracts \$20,000 or More
 For the Period July 1, 2014 to June 30, 2015

NAME	PURPOSE	CONTRACT #	AWARD DATE	TERM	AWARD AMOUNT	PAYMENTS MADE VIA SMALL PURCHASES, PO OR OTHER	TOTAL CONTRACT VALUE PAID TO DATE	TOTAL PAID IN FY 15
BOOKER PROMOTIONS	Promotional Items					\$ 30,463		\$ 30,463
BRENCO OPERATING	Spark Plugs & Various Bus Maintenance Parts					\$ 100,381		\$ 100,381
BRET WALSH & GRANT G MORAIN, P.C.☐	Legal Claim Settlement					\$ 50,000		\$ 50,000
BRIDGESTONE AMERICAS TIRE OPERATIONS, LLC	Bus Tire Lease & Service	B16420	9/8/2009	3 Years w (2) 1 Year Options	\$ 11,975,928		\$ 10,469,743	\$ 2,208,765
BROWN & BROWN INC. DBA AMERSYS	Workers' Compensation Managed Care Services	P29319	2/6/2014	1 Year w (4) 1 Year Options	\$ 1,555,146		\$ 375,623	\$ 284,573
BRYAN CAVE POWELL GOLDSTEIN	Legal Services					\$ 191,521		\$ 191,521
BUCK CONSULTANTS, LLC	Top Down Assessment of MARTA's Pension Plans	L31725	4/22/2014	3 Months	\$ 47,500		\$ 47,500	\$ 47,500
BUREAU VERITAS NORTH AMERICA, INC.	Safety, Health & Industrial Hygiene Consulting Services	AE 24109	4/10/2013	5 Years w (5) 1 Year Options	\$ 1,185,872		\$ 1,187,872	\$ 708,025
BURGESS AMUSEMENTS AND SPECIAL EVENTS	MARTA Family Fun Day/Picnic					\$ 60,000		\$ 60,000
BURKE INSTITUTE☐	Research for Planning Office					\$ 22,255		\$ 22,255
C&D TECHNOLOGIES, INC. & SUBSIDIARIES C. WILSON & C. FORD, INDIVIDUALS & AS HUSBAND & WIFE☐	Wet Cell Batteries					\$ 50,348		\$ 50,348
	Legal Claim Settlement					\$ 4,100,000		\$ 4,100,000
C2i SOLUTIONS, INC.	General Consulting and Professional Services	P31481	1/1/2014	6 Months	\$ 114,376		\$ 114,376	\$ 39,736
C2i SOLUTIONS, INC.	General Consulting and Professional Services	P33578	5/29/2014	12 Months	\$ 206,813		\$ 206,813	\$ 206,813
CADUCEUS OCCUPATIONAL MEDICINE	Employment Physicals & Drug and Alcohol Screening	P23871	7/9/2012	3 Years w (2) 1 Year Options	\$ 1,330,969		\$ 537,484	\$ 208,274
CAMERON AND ASSOCIATES, INC.	Employee Assistance Program	P21522	6/23/2011	3 Years w (2) 1 Year Options	\$ 215,163		\$ 123,675	\$ 38,493
CANNON TERMITE & PEST CONTROL, INC.	Pest and Pigeon Control Services	B22174	6/22/2011	3 Year w (1) Year Options	\$ 185,598		\$ 147,316	\$ 34,926
CANON BUSINESS SOLUTIONS, INC.	Lease Charges for Digital Printing Equipment	P24547	1/9/2012	5 Years	\$ 737,368		\$ 260,225	\$ 16,208
CANON FINANCIAL SERVICES, INC.	Photocopier Lease and Maintenance	B22643	5/9/2011	3 Years w (1) Year option	\$ 1,177,857		\$ 1,041,466	\$ 292,702
CANON FINANCIAL SERVICES, INC.	Lease/Maintenance of Digital Printing Equipment	B24547	2/2/2013	60 Months	\$ 737,368		\$ 88,957	\$ 88,957
CANON SOLUTIONS AMERICA, INC.	Maintenance for Plotter					\$ 21,656		\$ 21,656
CARLSON CONSTRUCTION SERVICES, LLC	Services for Live View Wireless Networking Capability					\$ 22,105		\$ 22,105
CARLTON-BATES COMPANY	Maintenance Parts for Railcars					\$ 168,087		\$ 168,087
CARTER & ASSOCIATES, LLC	Lindbergh TOD Development Rights					\$ 163,690		\$ 163,690
CATAMARAN PBM☐	Group Health Pharmacy Claims and Administrative Fees	P17141	8/8/2010	3 Years w (2) 1 Year Options	\$ 11,214,749		\$ 11,214,749	\$ 512,783
CBS RADIO EAST INC	Advertisements					\$ 26,333		\$ 26,333
CC. DICKSON CO.	Freon Cylinders					\$ 33,571		\$ 33,571
CDI ENTERPRISES, LLC☐	Holiday Decorations					\$ 20,063		\$ 20,063

Metropolitan Atlanta Rapid Transit Authority
 Payments and Contracts \$20,000 or More
 For the Period July 1, 2014 to June 30, 2015

NAME	PURPOSE	CONTRACT #	AWARD DATE	TERM	AWARD AMOUNT	PAYMENTS MADE VIA SMALL PURCHASES, PO OR OTHER	TOTAL CONTRACT VALUE PAID TO DATE	TOTAL PAID IN FY 15
CDW GOVERNMENT, INC.	Software Maintenance and Supplies					\$ 128,122		\$ 128,122
CEMBRE, INC.	Tools and Equipment					\$ 32,484		\$ 32,484
CENTENNIAL CONTRACTORS ENTERPRISES	Job Order Contract (JOC)	B27665	5/13/2013	1 Year w (4) 1 Year Options	\$ 25,000,000		\$ 6,235,869	\$ 3,504,866
CENTENNIAL CONTRACTORS ENTERPRISES	Laredo Bus Facility Security Access Upgrade	B24310	8/12/2013	270 Days	\$ 891,149		\$ 870,931	\$ 711,551
CENTERS FOR MEDICARE AND MEDICAID SERVICES	Affordable Care Act Annual Reinsurance Program Fee					\$ 726,138		\$ 726,138
CHARLES BARBER C/O VICTOR ALEXANDER, JR P.C.®	Legal Claim Settlement					\$ 29,125		\$ 29,125
CHEMSEARCH	Bearing Grease					\$ 26,767		\$ 26,767
CHEROKEE TRUCK EQUIPMENT	Equipment Purchases and Repairs					\$ 77,924		\$ 77,924
CHERRY, BEKAERT & HOLLAND, LLP	Annual Financial & Single Audits	B26298	6/11/2012	1 Year w (4) 1 Year Options	\$ 1,055,500		\$ 581,500	\$ 106,500
CHERYL WOODRUFF & HER ATTY CHRISTOPHER FARMER®	Legal Claim Settlement					\$ 70,000		\$ 70,000
CINDY HOLT C/O J. FRANKLIN BURNS, PC®	Legal Claim Settlement					\$ 34,500		\$ 34,500
CINTAS CORPORATION	Employee Uniforms	B22231	3/7/2011	1 Year w (4) 1 Year Options	\$ 3,771,250		\$ 1,700,048	\$ 455,717
CINTAS FIRE PROTECTION	Bus Fire Suppression & Gas Detection Systems Maintenance	B28049	6/10/2013	2 Years w (1) Year Option	\$ 1,438,638		\$ 1,373,268	\$ 692,393
CIRCUIT BREAKER SALES CO. INC.	Vacuum Power Circuit Breakers					\$ 118,000		\$ 118,000
CITRIX SYSTEMS, INC.	Equipment Maintenance & Support					\$ 37,470		\$ 37,470
CITY OF ALPHARETTA	ARC Offset Projects					\$ 22,400		\$ 22,400
CITY OF ATLANTA	Utilities - Water/Sewer; Bus ShelterAdvertising Contract Commissions					\$ 2,641,625		\$ 2,641,625
CITY OF CHAMBLEE	CBS Bus Shelter Advertising Commissions					\$ 21,783		\$ 21,783
CITY OF CLARKSTON	CBS Bus Shelter Advertising Commissions					\$ 40,002		\$ 40,002
CITY OF COLLEGE PARK	Water & Sewer Services; ARC Offset Projects & Advertising Commissions					\$ 62,478		\$ 62,478
CITY OF DUNWOODY	CBS Bus Shelter Advertising Commissions & ARC Offset Projects					\$ 213,789		\$ 213,789
CITY OF JOHNS CREEK, INC.	ARC Offset Projects					\$ 551,771		\$ 551,771
CITY OF MILTON	ARC Offset Projects					\$ 102,705		\$ 102,705
CITY OF SANDY SPRINGS	CBS Bus Shelter Advertising Commissions & ARC Offset Projects					\$ 450,906		\$ 450,906
CLEVELAND ELECTRIC COMPANY	CNG: Protection System Upgrade	B24337	8/12/2013	330 Days	\$ 5,733,026		\$ 4,490,842	\$ 4,276,861
CLEVELAND ELECTRIC COMPANY	Avondale Yard Gap Breaker Station (EEX)	B28941	9/17/2014	365 Days	\$ 1,728,347		\$ 68,637	\$ 68,637
CLEVELAND ELECTRIC COMPANY	AC Track Circuit Upgrade and Train Alert Lights	B12225	11/23/2011	3 Years	\$ 12,189,544		\$ 11,439,177	\$ 3,943,304
CLEVELAND ELECTRIC COMPANY	Traction Power Substation (SSI) Equipment Replacement - South Line	B21335	3/5/2012	400 Days	\$ 3,207,359		\$ 2,356,924	\$ 66,684

Metropolitan Atlanta Rapid Transit Authority
Payments and Contracts \$20,000 or More
For the Period July 1, 2014 to June 30, 2015

NAME	PURPOSE	CONTRACT #	AWARD DATE	TERM	AWARD AMOUNT	PAYMENTS MADE VIA SMALL PURCHASES, PO OR OTHER	TOTAL CONTRACT VALUE PAID TO DATE	TOTAL PAID IN FY 15
CLEVELAND ELECTRIC COMPANY	Electrical Install & Repair Services - HQ	Q21392	10/8/2010	2 Years w (2) 1 Year Options	\$ 99,000		\$ 92,658	\$ 17,369
CLIENTSOLV TECHNOLOGIES	General Consulting and Professional Services	P31481	1/1/2014	6 Months	\$ 95,576		\$ 95,576	\$ 29,319
CLIENTSOLV TECHNOLOGIES	General Consulting and Professional Services	P33578	6/5/2014	1 Year	\$ 376,665		\$ 376,665	\$ 376,665
CLIFF'S FIRE EXTINGUISHER COMPANY, INC.	Maintenance & Repair of Fire Extinguishers	B21767	4/11/2011	2 Years w (3) 1 Year Options	\$ 153,085		\$ 108,899	\$ 40,818
COACH & EQUIPMENT BUS SALES, INC.	Procurement of Ninety-Three (93) Mobility Vehicles	P27575	2/4/2013	120 Days	\$ 10,670,355		\$ 10,615,536	\$ 102,880
COMCAST OF GEORGIA/VIRGINIA, LLC	"See Something, Say Something" Public Awareness Campaign					\$ 65,455		\$ 65,455
COMMERCIAL ASPHALT AND CONCRETE	Repair Asphalt & Concrete at Various Locations					\$ 34,750		\$ 34,750
COMMONWEALTH RESEARCH ASSOCIATES LLC	Professional Services for State Lefislature	L35031	1/14/2015	5 Months	\$ 30,000		\$ 24,000	\$ 24,000
COMPLETE ENVIRONMENTAL PRD INC	Absorbent Pads					\$ 30,038		\$ 30,038
COMPUTER MISSION	Computer Hardware					\$ 42,448		\$ 42,448
CONNECTED FIBERS, LLC.	Multi-Mode Fiber					\$ 26,220		\$ 26,220
CONNECTICUT GENERAL LIFE INS. CO.	Group Health and Wellness Medical Insurance	P17141	1/1/2011	3 Years w (2) 1 Year Options	\$ 219,718,620		\$ 219,718,620	\$ 62,372,179
CONTINENTAL AMERICAN INSURANCE COMPANY (CAIC)	Critical Illness Insurance	P17141	1/1/2011	3 Years w (2) 1 Year Options	\$ 1,832,185		\$ 1,832,185	\$ 422,489
CONTINENTAL CORDAGE	Grounding Cable for Railcars					\$ 60,536		\$ 60,536
COOPER & COMPANY GENERAL CONTRACTORS, INC.	Construction of Intergrated Operations Center	B21196	1/9/2012	1 Year	\$ 19,730,000		\$ 18,807,564	\$ 64,129
COX RADIO	Advertisements					\$ 44,659		\$ 44,659
CREATIVE LOAFING ATLANTA	Advertisements					\$ 21,195		\$ 21,195
CREATIVE OUTHOUSE, LLC	Advertisements					\$ 31,365		\$ 31,365
CRESENT MECHANICAL SYSTEMS, INC	Refurbishment of Various Facilities					\$ 37,671		\$ 37,671
CROSSROADS NEWS, INC.	Advertisements					\$ 20,140		\$ 20,140
CROWN LIFT TRUCKS	Electric Lift					\$ 30,092		\$ 30,092
CUBIC TRANSPORTATION SYSTEMS	Breeze System Maintenance and Hardware & Software	P21262	10/12/2010	3 Years w (3) 1 Year Options	\$ 39,097,441		\$ 28,004,427	\$ 7,491,654
CUBIC TRANSPORTATION SYSTEMS	Breeze Fare Collecion System for the Atlanta Streetcar	P31414	4/23/2014	1 Year 9 Months	\$ 362,628		\$ 108,789	\$ 108,789
CUBIC TRANSPORTATION SYSTEMS	GRTA Fare Table Changes	P33526	6/10/2014	3 Weeks	\$ 20,940		\$ 20,940	\$ 20,940
CUMMINS POWER SOUTH	Bus Engines and Engine & Transmission Repair Parts & Supplies					\$ 1,708,748		\$ 1,708,748
CUMULUS MEDIA	Advertising Services					\$ 54,723		\$ 54,723
D&R CONTRACTING	Installation of Circuits and Light Fixtures					\$ 50,994		\$ 50,994
DANA SAFETY SUPPLY	Ballistic Vests & Carriers	B22598	7/11/2011	3 Years	\$ 90,619		\$ 89,074	\$ 20,771

Metropolitan Atlanta Rapid Transit Authority
 Payments and Contracts \$20,000 or More
 For the Period July 1, 2014 to June 30, 2015

NAME	PURPOSE	CONTRACT #	AWARD DATE	TERM	AWARD AMOUNT	PAYMENTS MADE VIA SMALL PURCHASES, PO OR OTHER	TOTAL CONTRACT VALUE PAID TO DATE	TOTAL PAID IN FY 15
DANA SAFETY SUPPLY	Ballistic Vests & Carriers	Q33174A	8/13/2014	3 Years	\$ 97,605		\$ 48,979	\$ 48,979
DATALINK CORPORTATION	Hardware & Software Support					\$ 70,735		\$ 70,735
DAVID ATEs, P.C.	Legal Services					\$ 79,485		\$ 79,485
DECATUR, CITY OF	ARC Offset Projects & Stormwater Fees					\$ 100,092		\$ 100,092
DEKALB COUNTY BOARD OF COMMISSIONERS	Water Services & Stormwater Fees; Advertising Contract Commissions & ARC Offset Projects					\$ 566,441		\$ 566,441
DEKALB COUNTY GOVERNMENT	CBS Bus Shelter Revenue					\$ 200,122		\$ 200,122
DEKALB COUNTY TAX COMMISSIONER	Water Service & Stormwater Fees					\$ 98,187		\$ 98,187
DELL FASTENER, CORP.	Screws, Bolts and Various Parts & Supplies for Railcars	Q33960	7/22/2014	1 Year	\$ 77,110		\$ 76,881	\$ 76,881
DELL FASTENER, CORP.	Screws, Bolts and Various Parts & Supplies for Railcars					\$ 101,922		\$ 101,922
DELL MARKETING L.P.	Authority-Wide Computer PC Equipment Replacement	P33141	3/27/2014	1 YEAR	\$ 1,596,417		\$ 752,666	\$ 752,666
DELL MARKETING L.P.	PC Equipment Parts					\$ 48,449		\$ 48,449
DELORES GREER C/O DANIEL LEVITAS	Legal Claim Settlement					\$ 40,829		\$ 40,829
DELTA AIRLINES	Airline Tickets					\$ 251,643		\$ 251,643
DELTA DENTAL INSURANCE COMPANY	Group Health and Wellness Dental Insurance	P17141	1/1/2011	3 Years w (2) 1 Year Options	\$ 13,792,344		\$ 13,792,344	\$ 3,034,118
DELTA MANUFACTURING	Wheel Lathe for the Atlanta Streetcar	P27790	4/17/2014	120 Days	\$ 424,000		\$ 374,930	\$ 374,930
DICKEY BROADCASTING COMPANY	Advertisements					\$ 23,610		\$ 23,610
DIONDRE COBB & HIS ATTY ,SUTTON SLOVER	Legal Claim Settlement					\$ 175,272		\$ 175,272
DIVERSE ENTERPRISE	Various Maintenance Supplies & Materials					\$ 159,396		\$ 159,396
DIVERSIFIED ELECTRONICS INC	Electronic Maintenance Parts					\$ 37,100		\$ 37,100
DIVERSIFIED METAL FABRICATORS	Equipment for Maintenance of Way					\$ 28,819		\$ 28,819
DIXIE CONSTRUCTION PRODUCTS	Various Equipment, Parts and Supplies					\$ 21,779		\$ 21,779
DLR DISTRIBUTORS, INC.	Various Repair Parts and Supplies for Rail Cars					\$ 443,001		\$ 443,001
DLT SOLUTIONS	Technology Software and Maintenance					\$ 163,617		\$ 163,617
DODGE DATA & ANALYTICS	Advertising for Program & Contract Mgmt Office					\$ 25,055		\$ 25,055
DONALD P. EDWARDS, ATTORNEY AND COUNSELOR AT LAW	Legal Services					\$ 229,314		\$ 229,314
DYNALECTRIC GEORGIA	Emergency Trip Station Replacement	B13447	8/3/2009	780 Days	\$ 3,300,393		\$ 3,122,381	\$ 27,433
DYNAMIC METALS,LLC	Glazing & Parts for Railcar Windows					\$ 384,644		\$ 384,644
DYNAMIC SECURITY, INC.	Armed Security Guard Coverage for Revenue Operations	B22040	5/9/2011	2 Years w 1 Year Option	\$ 899,151		\$ 863,069	\$ 179,297

Metropolitan Atlanta Rapid Transit Authority
 Payments and Contracts \$20,000 or More
 For the Period July 1, 2014 to June 30, 2015

NAME	PURPOSE	CONTRACT #	AWARD DATE	TERM	AWARD AMOUNT	PAYMENTS MADE VIA SMALL PURCHASES, PO OR OTHER	TOTAL CONTRACT VALUE PAID TO DATE	TOTAL PAID IN FY 15
E. SAM JONES DISTRIBUTOR	Electric Ballasts and Lamps					\$ 30,853		\$ 30,853
E. W. GOGOLIN & ASSOCIATES, LLC	Legal Services					\$ 181,990		\$ 181,990
EAGLE RECOGNITION	Employee Service Recognition Pins					\$ 29,675		\$ 29,675
EAGLE SAFETY SUPPLY, INC.	Safety Vests					\$ 72,054		\$ 72,054
EAST POINT CITY OF/CITY HALL	Bus Shelter Revenue & Stormwater & Electricity Charges					\$ 22,819		\$ 22,819
EBS-4U INC	VRLA Batteries for Replace UPS Systems Project					\$ 34,200		\$ 34,200
EKTRON	Software Maintenance					\$ 73,543		\$ 73,543
ELECTRICAL CABLE SPECIALISTS	Electrical Cable					\$ 41,936		\$ 41,936
ELECTRO-MECH SERV, CONST&DESIGN	Vehicle Body Repairs					\$ 61,402		\$ 61,402
ELECTRONIC DATA MAGNETICS INC	Contactless Smart Card Fare Media	B25444	8/6/2012	2 Years w (3) 1 Year Options	\$ 4,504,500		\$ 737,550	\$ 472,550
ELECTRONIC DEPOT INC	Electronic Accessories and Repair/Replacement Parts					\$ 55,927		\$ 55,927
ELECTRO-WIRE, INC.	Flexane Cable for Railcars					\$ 47,149		\$ 47,149
ELLIS HILL COLLISION CENTER, INC	Repairs and Maintenance Parts for Vehicles					\$ 37,988		\$ 37,988
EN POINTE TECHNOLOGIES SALES, INC.	Software for System Enhancements					\$ 78,323		\$ 78,323
ENGENIUS CONSULTING GROUP, INC	General Consulting and Professional Services	P31481	1/1/2014	6 Months	\$ 325,794		\$ 325,794	\$ 102,294
ENGENIUS CONSULTING GROUP, INC	General Consulting and Professional Services	P32046	6/3/2013	1 Year	\$ 631,785		\$ 631,785	\$ 132,716
ENGENIUS CONSULTING GROUP, INC	General Consulting and Professional Services	P33578	6/5/2014	1 Year	\$ 430,131		\$ 430,131	\$ 430,131
ENGENIUS CONSULTING GROUP, INC	General Consulting and Professional Services	P33589	6/5/2014	1 Year	\$ 732,134		\$ 732,134	\$ 732,134
ENGHOUSE TRANSPORTATION, LLC	Support for Teledriver Timekeeping System	P33577	6/16/2014	1 Year	\$ 117,919		\$ 117,919	\$ 117,919
ENGINEERED MACHINED PRODUCTS, INC.	Mini-Hybrid Bus Kits	P24772	12/3/2012	1 Year	\$ 850,000		\$ 850,000	\$ 230,000
ENGINEERED RESTORATION, INC.	Replace and Seal Expansion Joints					\$ 47,539		\$ 47,539
ENSCO RAIL, INC.	Automated Track Geometry Measurement Tests	B24772	6/11/2012	3 Years w (2) 1 Year Options 1 Year w (4) 1 Year Options	\$ 491,750		\$ 286,200	\$ 95,800
ENTERPRISE UNIFORMS II, INC.	Authority Wide Uniforms	B22231	3/7/2011		\$ 1,425,386		\$ 1,425,386	\$ 392,968
ENVIRONMENTAL SYSTEMS RESEARCH INSTITUTE, INC.	Arc GIS Spatial Analyst for Desktop Software					\$ 55,612		\$ 55,612
EPATHUSA	General Consulting and Professional Services - Operations	P33589	6/5/2014	1 Year	\$ 237,736		\$ 237,736	\$ 237,736
EPATHUSA	General Consulting and Professional Services	P33578	6/5/2014	1 Year	\$ 105,672		\$ 105,672	\$ 105,672
ERIC J. HERTZ P.C.	Legal Claim Settlement					\$ 441,220		\$ 441,220
ERICO, INC.	Cadwell Bond for Rail Maintenance					\$ 90,128		\$ 90,128

Metropolitan Atlanta Rapid Transit Authority
 Payments and Contracts \$20,000 or More
 For the Period July 1, 2014 to June 30, 2015

NAME	PURPOSE	CONTRACT #	AWARD DATE	TERM	AWARD AMOUNT	PAYMENTS MADE VIA SMALL PURCHASES, PO OR OTHER	TOTAL CONTRACT VALUE PAID TO DATE	TOTAL PAID IN FY 15
ESSENTIAL DATA CORP.	General Consulting and Professional Services - Operations	P33589	6/5/2014	1 Year	\$ 104,815		\$ 104,815	\$ 104,815
EVERCLEAR ENTERPRISE, INC	Window Restoration Project					\$ 24,050		\$ 24,050
EVERGREEN WASTE, LLC	Removal And Disposal Of Industrial Waste Water & Sludge	B22175	5/9/2011	3 Years w (2) 1 Year Options	\$ 681,272		\$ 351,333	\$ 76,606
EXAMWORKS, INC	Depositions & Claim Reviews					\$ 20,802		\$ 20,802
EXCEL ELECTRICAL TECHNOLOGIES,	Tunnel Lighting Upgrade Project	B19735	11/6/2012	1,970 Days	\$ 8,800,000		\$ 5,495,582	\$ 3,222,130
FACILITY SUPPLY GROUP, LLC	Janitorial Services for Headquarters Complex	B26588	6/10/2013	2 Years w (3) 1 Year Options	\$ 976,073		\$ 301,460	\$ 152,581
FACILITY SUPPLY GROUP, LLC	Janitorial Supplies, Cleaners, Deodorizers, Polishing Pads, Gloves, Brooms					\$ 75,162		\$ 75,162
FASTSIGNS COMPANY OF NORCROSS	Railcar Number Signs	Q33625	7/3/2014	180 Days	\$ 75,465		\$ 75,172	\$ 75,172
FASTSIGNS COMPANY OF NORCROSS	Parts for Railcar Signs					\$ 21,389		\$ 21,389
FEDERAL METAL PRODUCTS	Paddle Collectors for Railcars					\$ 35,467		\$ 35,467
FERGUSON ENTERPRISES	Parts & Materials for Facilities Refurbishment Project					\$ 102,968		\$ 102,968
	Annuity for Keith Parker, CEO - Per Employment Contract					\$ 25,000		\$ 25,000
FIRST ADVANTAGE LNS SCREENING	Background Verifications					\$ 61,339		\$ 61,339
FIRST SIGNAL, LLC	Software and Maintenance & Support					\$ 37,931		\$ 37,931
FOSTER L B COMPANY	Stainless Steel Pins for Rail Maintenance					\$ 569,030		\$ 569,030
FRANK JACKSON SANDY SPRINGS FORD	Repairs and Maintenance Parts for Vehicles					\$ 33,551		\$ 33,551
FULTON COUNTY PUBLIC WORKS	CBS Bus Shelter Revenue					\$ 73,516		\$ 73,516
FUSECO INC.	Fuses for Railcars					\$ 444,030		\$ 444,030
GANTEC CORPORATION	General Consulting and Professional Services	P31481	1/1/2014	6 Months	\$ 565,569		\$ 565,569	\$ 324,091
GANTEC CORPORATION	General Consulting and Professional Services	P33578	6/5/2014	1 Year	\$ 1,410,296		\$ 1,410,296	\$ 1,410,296
GAS SOUTH	Natural Gas For Bus Fleet & Facilities	B32188	4/1/2014	1 Year	\$ 5,354,062		\$ 4,354,449	\$ 4,354,449
GAS SOUTH	Natural Gas For Bus Fleet & Facilities	B35071	3/18/2015	2 Years	\$ 700,127		\$ 700,127	\$ 700,127
GC ELECTRICAL SOLUTIONS, LLC	Lighting Fixtures and Parts					\$ 130,176		\$ 130,176
GCA SERVICES GROUP OF NORTH CAROLINA, INC.	Facility-Wide Janitorial Services	B20979	7/6/2011	2 Years w (3) 1 Year Options	\$ 2,732,962		\$ 1,818,196	\$ 454,894
GENERATOR GROUP, LLC	Executive Search for Director of Bus Maintenance	L34127	8/5/2014	1 Year	\$ 28,000		\$ 24,999	\$ 24,999
GENUINE PARTS COMPANY - NAPA	Various Parts and Supplies for Operations					\$ 26,925		\$ 26,925
GEORGIA DEPARTMENT OF INSURANCE	Surplus Lines Tax - Casualty/Excess Coverage 2015					\$ 23,045		\$ 23,045
GEORGIA DEPT. OF LABOR	State Unemployment Taxes					\$ 628,398		\$ 628,398

Metropolitan Atlanta Rapid Transit Authority
Payments and Contracts \$20,000 or More
For the Period July 1, 2014 to June 30, 2015

NAME	PURPOSE	CONTRACT #	AWARD DATE	TERM	AWARD AMOUNT	PAYMENTS MADE VIA SMALL PURCHASES, PO OR OTHER	TOTAL CONTRACT VALUE PAID TO DATE	TOTAL PAID IN FY 15
GEORGIA PACIFIC OFFICE BLDG	Roof Top Antennae Rental					\$ 41,527		\$ 41,527
GEORGIA PIEDMONT TECHNICAL COLLEGE	Bus Operator Commercial Drivers License Training	P27849	11/9/2012	3 Years	\$ 900,000		\$ 764,413	\$ 338,613
GEORGIA POWER COMPANY	Electricity, Propulsion Power & Service and Repair Work orders					\$ 11,164,977		\$ 11,164,977
GEORGIA STATE UNIV. RESEARCH	Provide Promotional List for Police Department					\$ 28,097		\$ 28,097
GEORGIA SUBSEQUENT INJURY TRUST FUND	Excess Workers Compensation Assessment & Adjustment					\$ 582,096		\$ 582,096
GIBBS AUTOMOTIVE & ELECTRONIC, LLC	Vehicle Towing Services	B32640	8/7/2014	3 Years	\$ 397,500		\$ 101,985	\$ 101,985
GLOBAL LEARNING SYSTEMS	Authority-Wide Security Awareness	Q34069	1/16/2015	1 Year	\$ 66,400		\$ 45,830	\$ 45,830
GMB ENGINEERS & PLANNERS, INC	Services to Develop Comprehensive Tranist Plan	L33908	6/3/2014	30 Days	\$ 65,000		\$ 60,486	\$ 60,486
GOLDER ASSOCIATES, INC.	Geotechnical Engineering Services	AE 31185	8/7/2014	5 Years w (5) 1 Year Options	\$ 119,368		\$ 119,368	\$ 119,368
GRADY MEMORIAL HOSPITAL CORP	Legal Claim Settlement					\$ 57,931		\$ 57,931
GRAINGER	Various Equipment, Parts and Supplies					\$ 220,178		\$ 220,178
GRAYBAR ELECTRIC	Telephone Equipment & Electrical Supplies					\$ 216,986		\$ 216,986
GREAT LAKES PETROLEUM	Engine Oil					\$ 23,707		\$ 23,707
GREEN HEART ENTERPRISES	Installation of Fence and Drain System					\$ 24,560		\$ 24,560
GREYSTONE AND CO., INC	Planning and Technical Services	P27818	5/14/2013	2 Years w (3) 1 Year Options	\$ 201,600		\$ 201,600	\$ 201,600
GRIMCO, INC.	HP Scitex FB700 Printer and Accessories	P32443	7/10/2013	60 Days	\$ 165,425		\$ 165,425	\$ 165,425
GRIMCO, INC.	Printer Accessories					\$ 34,614		\$ 34,614
GULF STATES DISTRIBUTORS	Ammunition for Police Department					\$ 28,607		\$ 28,607
GUNNER ENGINEERING, INC.	Maintenance Parts for Railcars					\$ 23,303		\$ 23,303
GWINNETT PLACE HONDA AND HENDRICK COLLISION CENTER	Replacement of CNG Tanks on Service Vehicles					\$ 23,800		\$ 23,800
H&E EQUIPMENT, INC.	JLG 1230ES Electric Scissor Lift					\$ 34,021		\$ 34,021
HALOGEN SOFTWARE, INC.	Software for Evaluating Employee Performance					\$ 119,615		\$ 119,615
HARRIS MILLER MILLER & HANSON, INC.	Noise, Vibration, & Acoustical Consulting Services	AE 22527	8/14/2012	5 Years w (5) 1 Year Options	\$ 132,226		\$ 132,226	\$ 132,226
HARTFORD LIFE-PENSION PLAN	Employer Share of Defined Contribution Pension					\$ 1,144,324		\$ 1,144,324
HATCH MOTT MACDONALD, LLC	Professional Services for Clayton County Commuter Rail (CCCR) Concept	L34053	7/30/2014	7 Months	\$ 93,639		\$ 93,639	\$ 93,639
HEIDELBERG USA, INC.	Printing Equipment and Maintenance					\$ 35,324		\$ 35,324
HENNESSY FORD LINCOLN ATLANTA	Maintenance & Repair of Service Vehicles					\$ 100,142		\$ 100,142
HEWLETT PACKARD	Hardware For Video Analytics Software	P30079	5/27/2014	2 Weeks	\$ 432,112		\$ 432,112	\$ 432,112

Metropolitan Atlanta Rapid Transit Authority
Payments and Contracts \$20,000 or More
For the Period July 1, 2014 to June 30, 2015

NAME	PURPOSE	CONTRACT #	AWARD DATE	TERM	AWARD AMOUNT	PAYMENTS MADE VIA SMALL PURCHASES, PO OR OTHER	TOTAL CONTRACT VALUE PAID TO DATE	TOTAL PAID IN FY 15
HEWLETT PACKARD	Software Support					\$ 85,735		\$ 85,735
HNTB	TOD and Real Estate Stratgetic Plan Advisory Services	P27818	5/14/2013	2 Years w (3) 1 Year Options	\$ 90,313		\$ 90,313	\$ 90,313
HOLLAND & KNIGHT LLP	Government Affairs Consulting Services	P25651	2/5/2013	2 years w (3) 1 year options	\$ 756,000		\$ 276,000	\$ 132,000
HOLLAND & KNIGHT LLP	Government Affairs Consulting Services	P31150	10/23/2014	3 years w (2) 1 year options	\$ 125,000		\$ -	\$ -
HOME DEPOT	Various Maintenance Parts, Supplies & Equipment					\$ 165,386		\$ 165,386
HOPPECKE BATTERIES, INC.	Batteries and Battery Charger					\$ 21,366		\$ 21,366
HOWARD & SONS AUTOMOTIVE SERVICES, INC.	Repair of Mobility Vehicles					\$ 60,175		\$ 60,175
HOWARDS WRECKER SERVICE	Vehicle Towing Services					\$ 50,951		\$ 50,951
IBM	Software Support					\$ 26,838		\$ 26,838
ICS & WC LLC	CCTV System Expansion	B20200	6/10/2013	900 Days	\$ 7,397,448		\$ 2,190,985	\$ 874,403
INCLUSION STRATEGY	Consultant Services					\$ 30,000		\$ 30,000
INFO-TECH RESEARCH GROUP, INC.®	Membership for Technology Office					\$ 57,800		\$ 57,800
ING	Life, Accidental Death and Dismemberment Insurance	P15115	8/3/2009	3 years w (2) 1 year options	\$ 14,390,661		\$ 2,490,109	\$ 2,490,109
INSIGHT GLOBAL	General Consulting and Professional Services	P33578	6/5/2014	1 Year	\$ 107,590		\$ 107,590	\$ 107,590
INSTITUTE INTERNAL AUDITORS FL	Training for Internal Audit & Technology Staff					\$ 21,680		\$ 21,680
INTERFLEET TECHNOLOGY, INC.	Wheel Flat Investigation					\$ 29,438		\$ 29,438
INTUEOR CONSULTING, INC.	General Consulting and Professional Services	P30246	7/1/2013	1 Year	\$ 2,594,374		\$ 2,594,374	\$ 376,393
INTUEOR CONSULTING, INC.	General Consulting and Professional Services	P33589	6/5/2014	1 Year	\$ 2,334,789		\$ 2,334,789	\$ 2,334,789
ISE INGEGNERIA DEI SISTEMI ELE	Circuit Boards and Other Parts for Railcars					\$ 81,800		\$ 81,800
ISPA, INC.	General Consulting and Professional Services	P33578	6/5/2014	1 Year	\$ 452,527		\$ 452,527	\$ 452,527
ISPA, INC.	General Consulting and Professional Services	P31481	11/4/2013	6 Months	\$ 385,132		\$ 385,132	\$ 67,961
J.D. GADDIS ELECTRICAL CONTRACTORS, INC.	Services for the Fuel Focus System at the Brady Facility					\$ 21,472		\$ 21,472
JACK NADEL, INC.	Marketing and Promotional Materials					\$ 99,378		\$ 99,378
JANEK	Maintenance Parts for Buses					\$ 88,311		\$ 88,311
JEM SALES, INC	General Purpose Cleaners for Revenue Vehicles					\$ 86,240		\$ 86,240
JOE POWELL & ASSOCIATES, INC.	Hardware & Support for Candler Park Computer Room AC					\$ 26,113		\$ 26,113
JOHNSON'S HOME IMPROVEMENT®	Supplies for Refurbishment of Various Facilities					\$ 44,640		\$ 44,640
JOHNSTONE SUPPLY	Various Supplies					\$ 27,227		\$ 27,227

Metropolitan Atlanta Rapid Transit Authority
 Payments and Contracts \$20,000 or More
 For the Period July 1, 2014 to June 30, 2015

NAME	PURPOSE	CONTRACT #	AWARD DATE	TERM	AWARD AMOUNT	PAYMENTS MADE VIA SMALL PURCHASES, PO OR OTHER	TOTAL CONTRACT VALUE PAID TO DATE	TOTAL PAID IN FY 15
JONES WORLEY DESIGNS, INC.	Marta Mentor Protege Program	L35046	2/6/2015	6 Months	\$ 32,700		\$ 21,800	\$ 21,800
JOSHUA YOUNG AND HIS ATTORNEYS	Legal Claim Settlement					\$ 333,770		\$ 333,770
KAISER PERMANENTE INSURANCE COMPANY, INC. KAMITA BRIGHTMAN C/O WILLIAM CUMMINGS, ESQ. ☐	Group Health Maintenance Organization Fees Legal Claim Settlement	P17141	8/17/2010	3.5 Years w (2) 1 year options	\$ 20,154,361		\$ 20,154,361	\$ 7,496,607
KC ELECTRONIC DISTRIBUTORS, INC	Isolation Amp Transducers					\$ 30,014		\$ 30,014
KING SPECIALTY SUPPLY, INC.	Equipment for Buildings & Support Office					\$ 52,277		\$ 52,277
KIRK'S AUTOMOTIVE INC.	Various Maintenance/Repair Parts for Buses					\$ 81,935		\$ 81,935
KL2 CONNECTS, LLC	Executive Search Director of Bus Transportation	L35551	4/20/2015	6 Months	\$ 62,800		\$ 20,892	\$ 20,892
KPMG LLP	Strategic Transformation Project	L33175	5/30/2014	1 Year	\$ 200,000		\$ 194,146	\$ 194,146
KRAUS & NAIMER, INC.	Rotary Switches					\$ 25,565		\$ 25,565
L & L ADVERTISING	Supplies for Security Training & Awareness Exercise					\$ 49,590		\$ 49,590
LANDAIR SURVEYING COMPANY OF GA	Surveying Consulting Services	AE 31189	8/7/2014	5 Years w (5) 1 Year Options	\$ 79,421		\$ 79,421	\$ 79,421
LANIER STEEL PRODUCTS, INC.	Various Maintenance/Repair Parts for Rail Trackway Posters, Train Wraps & Business Cards for "See Something Say Something" Initiative					\$ 269,767		\$ 269,767
LARGER THAN LIFE PRODUCTIONS						\$ 54,450		\$ 54,450
LARRY SHAW C/O FOY & ASSOCIATES, PC	Legal Claim Settlement					\$ 45,000		\$ 45,000
LAWN CREATIONS, LLC	Landscape Services	B24593	11/15/2012	1 Year w (1) year options	\$ 2,487,780		\$ 1,151,708	\$ 459,943
LEICA GEOSYSTEMS, INC.	GS14 Performance SmartAntenna - GPS Emergency Preparedness Planning, Training and Exercises	P25927	7/9/2012	3 Years	\$ 1,950,916		\$ 1,059,360	\$ 724,266
LERCH BATES, INC.	Elevator and Escalator Consulting Services	AE18466	12/7/2010	5 Years	\$ 3,633,714		\$ 3,633,714	\$ 1,020,327
LEXISNEXIS	Publication Subscription					\$ 28,638		\$ 28,638
LINCOLN ASSOCIATES	Condenser Coil for Railcars					\$ 82,350		\$ 82,350
LINK COMMERCIAL VEHICLE TESTING, INC.	Brake Dynamometer Service and Warranty	P29496	7/10/2013	3 Years	\$ 122,512		\$ 46,247	\$ 46,247
LOCKSTEP TECHNOLOGY GROUP	Storage Area Network					\$ 974,073		\$ 974,073
LOGICALIS, INC.	Hardware Maintenance Support					\$ 71,757		\$ 71,757
LONGWOOD ELASTOMERS, INC	Rubber Suspension for Railcars					\$ 45,204		\$ 45,204
LTK ENGINEERING SERVICES	Rail Vehicle Consulting (RVC) Services Railcar Destination Signs & Other Maintenance Parts	AE17359	4/1/2010	5 Years	\$ 10,031,655		\$ 10,031,655	\$ 2,111,696
LUMINATOR MASS TRANSIT						\$ 165,095		\$ 165,095
M.C. DEAN, INC	Fire Protection Systems Upgrade	P13872	11/18/2010	5 Years	\$ 39,662,912		\$ 21,278,167	\$ 8,994,612

Metropolitan Atlanta Rapid Transit Authority
Payments and Contracts \$20,000 or More
For the Period July 1, 2014 to June 30, 2015

NAME	PURPOSE	CONTRACT #	AWARD DATE	TERM	AWARD AMOUNT	PAYMENTS MADE VIA SMALL PURCHASES, PO OR OTHER	TOTAL CONTRACT VALUE PAID TO DATE	TOTAL PAID IN FY 15
MABRY & MCCLELLAND	Legal Services					\$ 670,271		\$ 670,271
MANN MECHANICAL COMPANY, INC.	Water Heater Replacement & Plumbing Services					\$ 20,485		\$ 20,485
MANUFACTURING RESOURCE INTERNATIONAL, INC.	Outdoor LCD Monitors for Lindbergh Station					\$ 146,396		\$ 146,396
MARJEAN SELBY CONTRACTING, INC.	Concrete Work for Parking Lots and Storm Drains					\$ 24,350		\$ 24,350
MARK-RITE UTILITY SERVICES, LLC	Utility Location Services					\$ 145,554		\$ 145,554
MARSH USA, INC.	Atlanta Streetcar Insurance Brokerage	P21523	6/22/2011	2 years w (3) 1 Year Options	\$ 352,500		\$ 241,250	\$ 56,250
MASSANA CONSTRUCTION, LLC.	At-Grade Track Slab Rehabilitation Project	B17524	10/17/2011	253 Days w 427 Days Option	\$ 6,445,305		\$ 5,205,280	\$ 472,994
MAYER ELECTRIC SUPPLY COMPANY, INC.	Lighting Fixtures and Parts					\$ 114,221		\$ 114,221
MCDONALD TRANSIT ASSOCIATES, INC.	Professional Services for Transit Labor Practitioner	L29787	4/5/2013	9 Months	\$ 130,000		\$ 102,125	\$ 31,947
MCDONALD TRANSIT ASSOCIATES, INC.	Dir of Bus Operations	L34924	12/12/2014	6 Months	\$ 114,000		\$ 53,943	\$ 53,943
MCGUIRE WOODS, LLP	Professional Services for State Legislative Initiatives	L31837	10/31/2013	1 Year	\$ 45,000		\$ 45,000	\$ 26,250
MCMASTER-CARR SUPPLY CO	Various Repair Parts & Tools					\$ 53,468		\$ 53,468
MCPHERSON OIL CO. INC.	Engine Oil, Lubricants and Grease	B32040	4/30/2014	3 Years	\$ 628,039		\$ 359,073	\$ 302,232
MCPHERSON OIL CO. INC.	Engine Oil, Lubricants and Grease					\$ 174,031		\$ 174,031
MERLINOS & ASSOCIATES, INC	Actuarial Services	L29013	3/15/2013	3 Years	\$ 60,000		\$ 60,000	\$ 33,458
MERSEN USA BN CORP	Railcar Axle Ground Brushes					\$ 47,840		\$ 47,840
METAVIS TECHNOLOGIES	Software for Sharepoint					\$ 23,644		\$ 23,644
METROPOLITAN ATLANTA TRANSIT CONSULTANTS (MATC)	General Engineering Consulting Services in Support of the Capital Program	P5424	7/1/2007	5 Years w (5) 1 Year Options	\$ 163,646,181		\$ 163,646,181	\$ 25,394,159
Micah B. Fink re: Phillip McAdoo	Legal Claim Settlement					\$ 28,860		\$ 28,860
MIDWEST IND SUPPLY	Track Anti-Icer					\$ 40,174		\$ 40,174
MINGLEDORFF'S INC - NORCROSS	Various Equipment, Parts and Supplies					\$ 31,427		\$ 31,427
MJT PROPERTY SOLUTIONS	Priming, Painting and Resealing Decks for EP & E					\$ 32,250		\$ 32,250
MODERN TRACK MACHINERY, INC.	Equipment for Maintenance of Way Office					\$ 53,436		\$ 53,436
MOHAWK MFG. & SUPPLY CO.	Various Bus Maintenance Parts					\$ 378,413		\$ 378,413
MOHAWK RESOURCES LTD	New Bus Wash Systems	P26720	6/10/2013	3 Years	\$ 2,314,219		\$ 108,282	\$ 108,282
MOMAR, INCORPORATED	De-Icer and Other Supplies for Buildings & Support Office					\$ 114,259		\$ 114,259
MORE BUSINESS SOLUTIONS	System Maps with Clayton Expansion & Other Publications					\$ 23,421		\$ 23,421
MORNING STAR INDUSTRIES, INC.	Rock Salt					\$ 50,118		\$ 50,118

Metropolitan Atlanta Rapid Transit Authority
 Payments and Contracts \$20,000 or More
 For the Period July 1, 2014 to June 30, 2015

NAME	PURPOSE	CONTRACT #	AWARD DATE	TERM	AWARD AMOUNT	PAYMENTS MADE VIA SMALL PURCHASES, PO OR OTHER	TOTAL CONTRACT VALUE PAID TO DATE	TOTAL PAID IN FY 15
MORRIS MANNING & MARTIN, LLP	Legal Services					\$ 42,788		\$ 42,788
MOTION INDUSTRIES, INC.	Railcar and Bus Repair Parts and Supplies					\$ 41,971		\$ 41,971
MOTOROLA SOLUTIONS, INC.	Software and Support Maintenance for Radio Communications System	P27431	1/12/2013	3 Years	\$ 1,629,823		\$ 3,444,977	\$ 1,011,738
MOTOROLA SOLUTIONS, INC.	Radios & Accessorise					\$ 987,320		\$ 987,320
MOZLEY, FINLAYSON & LOGGINS, LLP	Legal Services					\$ 340,259		\$ 340,259
MS TRANSIT SOLUTIONS, LLC	Circuit Boards & Various other Parts & Supplies for Railcars					\$ 131,743		\$ 131,743
MSC INDUSTRIAL SUPPLY CO.	Small Tools, Equipment and Supplies					\$ 75,453		\$ 75,453
MSCO	Various Tools, Parts and Supplies					\$ 123,266		\$ 123,266
MUNCIE TRANSIT SUPPLY	Various Repair Parts For Revenue Vehicles					\$ 313,731		\$ 313,731
MUZAK OF ATLANTA	Muzak Provided Services					\$ 27,170		\$ 27,170
MYTHICS, INC.	Software Upgrade and Maintenance & Support					\$ 61,026		\$ 61,026
NABI PARTS	Various Bus Replacement and Repair Parts					\$ 259,776		\$ 259,776
NATIONAL BUS SALES & LEASING	Mobility Bus Repair Parts					\$ 46,064		\$ 46,064
NATIONAL BUSINESS FURNITURE	Desks, Cabinets, Chairs & Other Furniture					\$ 21,006		\$ 21,006
Nebo Agency, LLC	Redesign Itsmarta.com & Mobile Application Website					\$ 33,750		\$ 33,750
NELSON/NYGAARD	Planning and Technical Services	P27818	5/14/2013	2 years w (3) 1 Year Options	\$ 43,344		\$ 43,344	\$ 43,344
NEOPART, LLC	Various Bus Replacement and Repair Parts					\$ 23,442		\$ 23,442
NEW FLYER INDUSTRIES CANADA, ULC	Various Bus Replacement and Repair Parts					\$ 2,643,972		\$ 2,643,972
NEW FLYER OF AMERICA	New Passenger Buses	B24769	3/4/2013	5 Years	\$ 140,963,185		\$ 132,137,232	\$ 67,289,834
NEW GEORGIA COLLISION	Services to Repair Vehicles					\$ 47,878		\$ 47,878
NEXAIR, LLC/SPECIALTY GASES SE, INC.	Gas Cylinders					\$ 22,182		\$ 22,182
NOBLE SUPPLY & LOGISTICS	Software Maintenance					\$ 59,912		\$ 59,912
NORRED & ASSOCIATES, INC.	Armed Security Guard Coverage for Revenue Operations	B32346-A	2/11/2015	2 Years w (1) year options	\$ 809,841		\$ 59,382	\$ 59,382
NORTH AMERICAN BUS INDUSTRIES, INC.	Various Bus Replacement and Repair Parts					\$ 28,270		\$ 28,270
NORTHERN TRUST COMPANY	NON - REP EMPL SHARE					\$ 20,248,202		\$ 20,248,202
NTT DATA, INC.	Technology Maintenance and Licensing Agreements Assessment	L32652	3/12/2014	4 Weeks	\$ 49,488		\$ 38,244	\$ 38,244
OFFICE DEPOT, INC-FLORIDA	Office Supplies					\$ 126,271		\$ 126,271
OFFICE FURNITURE EXPO	Office Furniture					\$ 83,127		\$ 83,127

Metropolitan Atlanta Rapid Transit Authority
Payments and Contracts \$20,000 or More
For the Period July 1, 2014 to June 30, 2015

NAME	PURPOSE	CONTRACT #	AWARD DATE	TERM	AWARD AMOUNT	PAYMENTS MADE VIA SMALL PURCHASES, PO OR OTHER	TOTAL CONTRACT VALUE PAID TO DATE	TOTAL PAID IN FY 15
OFFICE MASTER, INC.	Task Chairs for Police Department					\$ 33,000		\$ 33,000
OLYMPUS SCIENTIFIC SOLUTIONS AMERICA, INC.	IPLEX RT Industrial Videoscope System for Structural Maintenance Office					\$ 24,620		\$ 24,620
OMEGA MEDIA GROUP, INC.	Photography, Film Services and HD Camera Package					\$ 30,468		\$ 30,468
OPEN TEXT, INC.	Renewal of Software					\$ 68,317		\$ 68,317
OPEN TEXT, INC.	Software Licenses	P34019	8/13/2014	2 Years w (1) Year Option	\$ 282,498		\$ 186,926	\$ 186,926
ORACLE AMERICA, INC.	Software Licenses and Maintenance					\$ 189,728		\$ 189,728
ORACLE AMERICA, INC.	Maintenance Support for Oracle Database ERP and ID Management Licenses	P27978	12/21/2012	4 Years	\$ 2,520,000		\$ 1,383,361	\$ 664,013
ORIGAMI RISK, LLC	Risk Management Software Licensing	P30681	12/15/2014	3 Years w (2) 1 Year Options	\$ 565,682		\$ 195,350	\$ 195,350
ORIGINAL 7	Deodorizer for Restrooms					\$ 33,432		\$ 33,432
ORTHOPAEDIC SOUTH SURGICAL CNTR	Legal Claim Settlement					\$ 43,281		\$ 43,281
ORX	AC Wheel / Axle Overhaul & Repair	B23566	1/7/2013	2 Years w (1) Year Option	\$ 5,222,548		\$ 3,218,370	\$ 1,638,311
OSLV ITALIA SRI	Parts for Railcars					\$ 45,925		\$ 45,925
OUTFRONT MEDIA	Non-Add Bus Shelters for Clayton County	P35123	2/17/2015	1 Month	\$ 81,400		\$ 81,400	\$ 81,400
OVERHEAD DOOR CO. OF ATLANTA	Bus Maintenance Overhead Door Replacement	B26985	10/22/2014	309 Days	\$ 2,424,874		\$ 83,266	\$ 83,266
OVERHEAD DOOR CO. OF ATLANTA	Install and Repair Doors at Various Facilities					\$ 113,057		\$ 113,057
PAMET SOFTWARE, LLC.	Software Maintenance					\$ 47,485		\$ 47,485
PANDORA MEDIA, INC.	"See Something, Say Something" Advertising					\$ 30,000		\$ 30,000
PAPCO, INC.	Diesel Fuel for Revenue Vehicles	B33266	5/16/2014	1 Year	\$ 7,885,064		\$ 7,885,064	\$ 6,931,587
PARKS, CHESIN, WALBERT P.C.	Legal Claim Settlement					\$ 45,000		\$ 45,000
PARSONS BRINCKERHOFF	Consulting Services for Transit Initiatives	P27818	5/14/2013	2 years w (3) 1 Year Options	\$ 2,077,361		\$ 2,077,361	\$ 1,906,938
PARTSMASTER	Various Maintenance Parts & Supplies					\$ 22,336		\$ 22,336
PATRICIA HARRIS & HER ATTORNEY POPE & HOWARD	Legal Claim Settlement					\$ 36,000		\$ 36,000
PCMG, INC.	Software Maintenance					\$ 21,760		\$ 21,760
PENN MACHINE COMPANY, LLC	Wheel and Tire Press for the Atlanta Streetcar	P27788	1/16/2014	100 Days	\$ 43,998		\$ 43,998	\$ 43,998
PEOPLE'S JANITORIAL SUPPLIES	Janitorial Supplies, Cleaners, Deodorizers, Polishing Pads, Gloves, Brooms					\$ 258,688		\$ 258,688
PETROLEUM TRADERS CORPORATION	Procurement of Ultra Low Sulfur clear Diesel Fuel and Unleaded Gasoline	B33266	5/16/2014	1 Year	\$ 2,520,504		\$ 1,560,171	\$ 1,560,171
PHILLIP MCADOO C/O MICAH B. FINK	Legal Claim Settlement					\$ 86,580		\$ 86,580
PINNACLE TOWERS INC.	Rental Of Tower Space For Radio Communications					\$ 47,789		\$ 47,789

**Metropolitan Atlanta Rapid Transit Authority
Payments and Contracts \$20,000 or More
For the Period July 1, 2014 to June 30, 2015**

NAME	PURPOSE	CONTRACT #	AWARD DATE	TERM	AWARD AMOUNT	PAYMENTS MADE VIA SMALL PURCHASES, PO OR OTHER	TOTAL CONTRACT VALUE PAID TO DATE	TOTAL PAID IN FY 15
PITNEY BOWES, INC.	Toner Cartridges and Parts for Fax Machines and Printers					\$ 134,640		\$ 134,640
POLARIS ASSOCIATES, INC.	General Consulting and Professional Services	P31481	1/1/2014	6 Months	\$ 907,773		\$ 907,773	\$ 323,399
POLARIS ASSOCIATES, INC.	Financial Business Applications Ops	P33578	6/5/2014	1 Year	\$ 2,214,301		\$ 2,214,301	\$ 2,214,301
POST GLOVER RESISTORS INC	Propulsion Resistor Banks for Railcars					\$ 241,306		\$ 241,306
POWER AND ENERGY SERVICES, INC.	Inspection, Testing & Maintenance of Standby Generators	B15894	8/3/2009	3 Years w (2) 1 Year Options	\$ 225,175		\$ 223,265	\$ 32,283
POWER BRAKE, LLC	Bus Brake Kits					\$ 270,293		\$ 270,293
POWER PRODUCTS UNLIMITED	Batteries for 2-Way Radios					\$ 34,565		\$ 34,565
PRESIDIO NETWORKED SOLUTIONS	Hardware and Maintenance for Voice Com Infrastructure Project					\$ 2,140,399		\$ 2,140,399
PREVOST PARTS	Parts for Buses					\$ 29,173		\$ 29,173
PROGRESSIVE SUPPLY	Disposable Coveralls and Other Supplies					\$ 104,526		\$ 104,526
PUBLIC FACILITIES & SERVICES	Restroom Monitoring & Maintenance Services	L31944	7/11/2014	180 Days	\$ 99,900		\$ 106,400	\$ 106,400
PUBLIC FACILITIES & SERVICES	Maintenance Services for the Automotive Public Toilet at H E Holmes	P29731	7/31/2013	2 Years	\$ 62,840		\$ 45,360	\$ 28,080
PURSLEY FRIESE TORGIMSON	Legal Services					\$ 47,382		\$ 47,382
PYE-BARKER SUPPLY CO	Equipment for Buildings & Support Office					\$ 78,513		\$ 78,513
QNET INC.	General Consulting and Professional Services	P31481	12/9/2013	6 Months	\$ 85,050		\$ 85,050	\$ 28,350
QNET INC.	General Consulting and Professional Services	P33578	6/5/2014	1 Year	\$ 149,400		\$ 149,400	\$ 149,400
RAILQUIP, INC.	Asset of Wheel Dollies for the Atl Streetcar Re-Railing	P31275	1/14/2014	100 Days	\$ 64,000		\$ 64,000	\$ 64,000
RAILROAD FRICTION PRODUCTS CORP.	Parts for Railcars					\$ 57,803		\$ 57,803
RAILTECH BOUTET, INC.	Welder's Certification Class & Welding Kits					\$ 25,437		\$ 25,437
RAM INDUSTRIAL SERVICES, INC.	Small Motor Overhaul and Repair Services	B34369	6/15/2015	2 Years w (1) Year option	\$ 671,817		\$ 445,719	\$ 281,140
REAL TRUE	Maintenance of Wheel Truing Machines					\$ 39,525		\$ 39,525
RECARO NORTH AMERICA, INC.	Seat Cushions & Seat Belt Kits for Buses					\$ 21,354		\$ 21,354
RED THE UNIFORM TAILOR, INC	Police Uniforms - Group 1	P19941	9/8/2010	3 Years w (1) Year option	\$ 1,052,723		\$ 697,766	\$ 222,460
REDRHINO ATLANTA	Avondale Restroom Refurbishment					\$ 22,050		\$ 22,050
REGIONAL LIGHTING, LLC	Ballasts, Lamps and other Parts					\$ 74,078		\$ 74,078
RELIABLE HYDRAULICS	Parts & Materials for Buildings & Support Office					\$ 39,056		\$ 39,056
Remediation Group, Inc.	Emergency Clean up of Waste Water/Sewage @ 5Pts Station Sewage Ejector Room					\$ 51,348		\$ 51,348
RENEGADE STEEL BUILDINGS, INC	Steel Buildings & Canopies at Various Locations					\$ 39,000		\$ 39,000

Metropolitan Atlanta Rapid Transit Authority
 Payments and Contracts \$20,000 or More
 For the Period July 1, 2014 to June 30, 2015

NAME	PURPOSE	CONTRACT #	AWARD DATE	TERM	AWARD AMOUNT	PAYMENTS MADE VIA SMALL PURCHASES, PO OR OTHER	TOTAL CONTRACT VALUE PAID TO DATE	TOTAL PAID IN FY 15
RESOURCE SUPPLY MANAGEMENT	Professional Energy Utilization Consulting Services	L33041	5/30/2014	6 Months	\$ 92,400		\$ 92,318	\$ 92,318
ROBERT BRADLEY	Legal Claim Settlement					\$ 29,955		\$ 29,955
ROBERT HALF INTERNATIONAL, INC.	Professional Auditor Services	L33640	4/17/2014	2 Months	\$ 266,000		\$ 228,933	\$ 228,933
ROBERT HALF INTERNATIONAL, INC.	Professional Accounting Services	L34191	1/6/2015	6 Months	\$ 176,000		\$ 89,538	\$ 70,587
ROCKDALE HOSPITAL, LLC	Legal Claim Settlement					\$ 76,946		\$ 76,946
ROSALIA CEPERO AND HER ATTORNEYS THE ISSA LAW FIRM, P.C.	Legal Claim Settlement					\$ 135,000		\$ 135,000
ROYAL BRASS & HOSE	Maintenance Parts for Revenue Vehicles					\$ 29,284		\$ 29,284
RPM INDUSTRIES, LLC	Parts for Bus Maintenance					\$ 44,942		\$ 44,942
RSA SECURITY, LLC	Governance, Risk and Compliance Solutions Software					\$ 33,308		\$ 33,308
RSM SERVICES CORPORATION	Ridership Reporting Software & Ridercheck Software Maintenance					\$ 58,030		\$ 58,030
RUBIO & SON INTERIORS	Carpentry & Repair Svcs For Headquarters Complex	Q31196	12/9/2013	3 Years w (2) 1 Year options	\$ 91,500		\$ 49,502	\$ 21,251
RUSH TRUCK CENTERS OF GEORGIA, INC.	Repairs and Parts for Vehicles					\$ 307,571		\$ 307,571
SAE PARTS WAREHOUSE, INC.	Various Parts and Supplies for Operations					\$ 63,470		\$ 63,470
S & W SERVICES OF ATLANTA	Revenue Vehicle Towing & Other Services	B23559	10/17/2011	3 Years	\$ 463,550		\$ 460,245	\$ 97,380
SAFT AMERICA INC.	Railcar Batteries					\$ 104,647		\$ 104,647
SAGEWELL PARTNERS, INC. an ALLIANT COMPANY	Professional Services for Absence Management (FMLA)	L33982	7/10/2014	8 Months	\$ 64,000		\$ 44,000	\$ 44,000
SCHINDLER ELEVATOR CORPORATION	Escalator Rehabilitation	B5343	10/1/2007	1050 Calendar Days	\$ 18,709,875		\$ 18,709,875	\$ 57,830
SCHINDLER ELEVATOR CORPORATION	Escalator & Escalator Maintenance Services	B19655	8/16/2010	3 Years w (2) 1 Year Options	\$ 26,929,666		\$ 22,547,374	\$ 5,007,367
SCHINDLER ELEVATOR CORPORATION	Sole Source for Escalator & Services Fire Protection	P29928	4/18/2014	2 Years	\$ 455,000		\$ 62,132	\$ 38,733
SCHREEDER, WHEELER & FLINT, LLP	Legal Services					\$ 20,765		\$ 20,765
SECOVA, INC.	On-Line Benefits Administration and Enrollment Services	P15098	10/1/2009	3 Years w (2) 1 Year Options			\$ 1,184,576	\$ 172,544
SECURITY 101	Software Maintenance					\$ 112,228		\$ 112,228
SERVICE ELECTRIC COMPANY	Repair of Electrical Conduits at Inman Park Station					\$ 52,180		\$ 52,180
SHARE CORP.	Various Supplies for Buildings & Support Office					\$ 33,971		\$ 33,971
SHARED SOLUTIONS AND SERVICES, INC.	Software Maintenance					\$ 197,804		\$ 197,804
SHARP BUSINESS SYSTEMS	Sharp 70" Aquos Boards & Supplies					\$ 24,580		\$ 24,580
SHELTER ISLAND RISK SERVICES	Professional Services for Risk Mgmt System Upgrade	L28634	12/24/2012	1 Year	\$ 184,720		\$ 92,815	\$ 55,900
SHERWIN WILLIAMS CO	Painting Supplies					\$ 42,590		\$ 42,590

Metropolitan Atlanta Rapid Transit Authority
Payments and Contracts \$20,000 or More
For the Period July 1, 2014 to June 30, 2015

NAME	PURPOSE	CONTRACT #	AWARD DATE	TERM	AWARD AMOUNT	PAYMENTS MADE VIA SMALL PURCHASES, PO OR OTHER	TOTAL CONTRACT VALUE PAID TO DATE	TOTAL PAID IN FY 15
SHI INTERNATIONAL CORP.	Authority Wide Microsoft Software Licenses and Maintenance	P32248	2/19/2014	3 Years	\$ 2,485,000		\$ 1,522,441	\$ 761,220
SIEL SRL	Cab Logic Assembly for Railcars					\$ 93,426		\$ 93,426
SIEMENS TRANSPORTATION SYSTEMS	Traction Power Substations & Light Rail Vehicles for Atlanta Streetcar Project	P23739	9/29/2011	1 Year	\$ 2,560,847		\$ 2,492,721	\$ 60,349
SIEMENS TRANSPORTATION SYSTEMS	Atlanta Streetcar Project Cars #1, #2, #3, #4	P22944	5/11/2011	1.5 Years	\$ 18,810,000		\$ 18,021,240	\$ 1,018,979
SIMMONS MACHINE TOOL CORP	Repairs for Wheel Truing Machine					\$ 43,758		\$ 43,758
SKF USA, Inc.	Static Motor Analyzer					\$ 27,170		\$ 27,170
SKYHOUSE BUCKHEAD, LLC	Sewage System Line Blockage Repair					\$ 20,431		\$ 20,431
SNAPPER IND PRODUCTS INC	Various Tools, Parts and Supplies					\$ 57,477		\$ 57,477
SOFTMART	Maintenance Support for Smartnet Devices					\$ 90,544		\$ 90,544
SOUTHEAST SAFETY SUPPLY	Various Maintenance Parts & Supplies					\$ 22,957		\$ 22,957
SOUTHERN COMPUTER WAREHOUSE, INC.	Computer Replacement and Deployment Services					\$ 115,859		\$ 115,859
SOUTHERN METALCRAFT, INC.	Maintanance Parts for Railcars					\$ 102,723		\$ 102,723
SOUTHERN TECHNOLOGIES CORP.	Printed Circuit Boards for Railcars					\$ 103,995		\$ 103,995
SOUTHLAND PRINTING COMPANY, INC.	Printing Services					\$ 26,514		\$ 26,514
SP PETROLEUM TRANSPORTERS, INC.	Repair Services					\$ 56,101		\$ 56,101
SPECIALTY MANUFACTURING, INC.	Light Emitting Diodes for Railcars					\$ 41,530		\$ 41,530
SPECTRA LOGIC CORPORATION	Annual Tape Library Renewal					\$ 42,287		\$ 42,287
SPERRY RAIL SERVICE	Ultrasonic Testing Services for Running Rail	B25689	6/11/2012	3 Years w (2) 1 Year Options	\$ 598,010		\$ 232,088	\$ 117,751
SPRINT/NEXTEL	Authority Wide Communication Devices Contract	P29255	6/12/2013	2 Years	\$ 408,678		\$ 395,410	\$ 192,261
STATE BOARD WORKMANS'COMP	Fiscal Year 2015 Annual Assessment					\$ 86,301		\$ 86,301
STEPHANIE COX & ATTY. DAVID THOMAS	Legal Claim Settlement					\$ 35,000		\$ 35,000
STERLING RAIL, INC.	Non-revenue Vehicle for MOW Office					\$ 49,999		\$ 49,999
STERTIL-KONI	Steam Bay Replacement for Rail Maintenance					\$ 99,833		\$ 99,833
STIX & STONES PROPERTY SOLUTIONS	Concrete Repair Services at the Five Points	Q31651	3/20/2014	90 Days	\$ 72,020		\$ 95,373	\$ 95,373
STORAGE ENGINE, INC.	Maintenance Support for Storage Engine Network Hardware & Software	B24057	9/19/2011	3 Years w (2) 1 Year Options	\$ 1,300,000		\$ 1,041,664	\$ 249,850
STORAGE ENGINE, INC.	General Consulting and Professional Services	P33578	6/5/2014	1 Year	\$ 441,813		\$ 441,813	\$ 441,813
STORAGE ENGINE, INC.	General Consulting and Professional Services	P31481	11/4/2013	6 Months	\$ 116,250		\$ 116,250	\$ 39,376
STORM COPPER COMPONENTS	Parts for Rail Cars					\$ 37,935		\$ 37,935

Metropolitan Atlanta Rapid Transit Authority
 Payments and Contracts \$20,000 or More
 For the Period July 1, 2014 to June 30, 2015

NAME	PURPOSE	CONTRACT #	AWARD DATE	TERM	AWARD AMOUNT	PAYMENTS MADE VIA SMALL PURCHASES, PO OR OTHER	TOTAL CONTRACT VALUE PAID TO DATE	TOTAL PAID IN FY 15
STRUCTURAL PRESERVATION SYSTEMS, LLC	Design-Build Doraville Structural Rehabilitation	P22526	3/4/2013	1 Year	\$ 1,636,565		\$ 1,709,905	\$ 625,076
STS,LLC	Utility Location Service					\$ 44,240		\$ 44,240
SUMMERS ROOFING CO., INC.	Roof Repairs at Various Facilities					\$ 25,828		\$ 25,828
SURROUNDING LANDSCAPES, INC.	Exterior Landscape Services for HQ Complex	Q33289	6/27/2014	1 Year w (3) 1 Year Options	\$ 66,714		\$ 13,195	\$ 13,195
SWIGER COIL SYSTEMS A WABTEC CO	AC Traction Motor Overhaul & Repair Services	B26769	3/4/2013	2 Years w (1) 1 Year Option	\$ 1,933,530		\$ 1,753,631	\$ 1,471,553
SWIGER COIL SYSTEMS A WABTEC CO	Overhaul & Repair Services	B34498	12/4/2014	2 Years w (1) Year Option	\$ 6,214,390		\$ 393,541	\$ 393,541
T. HUNT, C. HUNT & THE ANGELL LAW FIRM	Legal Claim Settlement					\$ 40,000		\$ 40,000
TASER INTERNATIONAL	Tasers, Holsters and Supplies					\$ 97,559		\$ 97,559
TECHNICAL MAINTENANCE INC.	Calibration Services for Test Equipment	Q31677	3/28/2014	1 Year	\$ 59,476		\$ 41,973	\$ 41,193
TELMAR NETWORK TECHNOLOGY	Software Maintenance					\$ 61,830		\$ 61,830
TEMPUS SYSTEMS INC.	Timeware Client Software					\$ 28,403		\$ 28,403
TENNANT	Maintenance & Repair Parts					\$ 29,984		\$ 29,984
TEQUIPMENT.NET	Hioki LR8410-20 Wireless Logging Station					\$ 55,912		\$ 55,912
TERESSA DILLARD AND HER ATTORNEYS HINTON & POWELL	Legal Claim Settlement					\$ 50,000		\$ 50,000
THE BUCKLEY LAW FIRM, LLC	Legal Claim Settlement					\$ 1,000,000		\$ 1,000,000
THE HON COMPANY	Desk Chairs					\$ 51,326		\$ 51,326
THE PARTNERSHIP OF ATLANTA, INC	Adverterising for MARTA's Awareness Campaign	Q34758	2/9/2015	3 Months	\$ 49,000		\$ 49,000	\$ 49,000
THE SEGAL COMPANY (EASTERN STATES), INC.	Consulting Services for Medical & Pension Plans	P27333	12/3/2012	5 Years	\$ 569,300		\$ 487,688	\$ 263,640
THERMO KING ATLANTA, INC.	Repair Parts & Supplies for Buses					\$ 264,669		\$ 264,669
THOM MCKINNEY & ASSOCIATES, INC	Executive Team Leadership Coaching	L33981	8/14/2014	6 Months	\$ 67,380		\$ 57,719	\$ 57,719
THOMAS KENNEDY SAMPSON & TOMPKINS LLC	Legal Services					\$ 565,416		\$ 565,416
THOMCO SPECIALTY PRODUCTS	Window Filmshield for Buses					\$ 604,740		\$ 604,740
TNT PARTS INC.	Hub Covers for Buses					\$ 23,008		\$ 23,008
TOYOTA FORKLIFTS OF ATLANTA	Equipment and Batteries					\$ 57,515		\$ 57,515
TRANE U.S. INC.	HVAC Equipment and Repair Parts					\$ 64,037		\$ 64,037
TRANSCORE HOLDINGS, LLC	Circuit Boards for Railcars					\$ 82,386		\$ 82,386
TRANSITAIR SYSTEMS, LLC	Compressor & Condenser Kits for Railcars					\$ 25,246		\$ 25,246
TRAPEZE SOFTWARE GROUP, INC.	Trapeze Full Suite Upgrade	P25121	6/29/2012	1 Year	\$ 1,007,346		\$ 666,674	\$ 234,975

Metropolitan Atlanta Rapid Transit Authority
Payments and Contracts \$20,000 or More
For the Period July 1, 2014 to June 30, 2015

NAME	PURPOSE	CONTRACT #	AWARD DATE	TERM	AWARD AMOUNT	PAYMENTS MADE VIA SMALL PURCHASES, PO OR OTHER	TOTAL CONTRACT VALUE PAID TO DATE	TOTAL PAID IN FY 15
TRAPEZE SOFTWARE GROUP, INC.	ERP/EAM Spftware	P4915	10/1/2014	1 Month	\$ 232,042		\$ 210,331	\$ 210,331
TRAPEZE SOFTWARE GROUP, INC.	FA Suites, Enterprise Asset Management Solutions	P24996	1/31/2012	1 Year	\$ 492,753		\$ 429,522	\$ 198,858
TRAPEZE SOFTWARE GROUP, INC.	Maintenance for the Bus Radio/AVL System	B20236	6/14/2010	5 Years	\$ 5,574,779		\$ 4,264,090	\$ 1,391,403
TRAPEZE SOFTWARE GROUP, INC.	Software Products					\$ 279,638		\$ 279,638
TRI-POWER TRADING CO., INC.	Spark Plugs for Buses					\$ 145,454		\$ 145,454
TTA SYSTEMS LLC	Maintenance Parts for Railcars					\$ 46,764		\$ 46,764
TURBO POWER SYSTEMS, LTD	Maintenance Parts for Railcars					\$ 157,949		\$ 157,949
U S POSTAL SERVICE	Postage					\$ 60,905		\$ 60,905
U.S. MECHANICAL, LLC	Doors For Rail Station Fan Rooms & Other Repairs					\$ 111,098		\$ 111,098
ULINE INC.	Office Furniture & Various Supplies					\$ 28,978		\$ 28,978
UNIFIED RUBBER CORP	Parts for Railcars					\$ 111,047		\$ 111,047
UNIFORM SALES AMERICA, LLC	Employee Tshirts					\$ 28,264		\$ 28,264
UNITED RENTAL NORTH AMERICA, INC.	Equipment Rentals & Repairs					\$ 24,727		\$ 24,727
UNITED STATES TREASURY	Outcome Research Fee					\$ 24,400		\$ 24,400
UPE, INC.	Capacitor Film for Railcars					\$ 34,935		\$ 34,935
URS CORPORATION	Environmental Engineering Consulting Services	AE 17024	1/27/2010	5 Years	\$ 14,000,000		\$ 10,272,015	\$ 2,062,577
URS ENERGY & CONSTRUCTION, INC.	Atlanta Streetcar Project	P21954	3/16/2012	2 Years	\$ 59,911,013		\$ 56,705,066	\$ 3,158,589
US DEPARTMENT OF HOMELAND SECURITY	Worksite Enforcement-Verification Violation					\$ 47,000		\$ 47,000
USSC GROUP, INC.	Seats for Buses					\$ 32,170		\$ 32,170
UTILITIES PROTECTION CENTER	Membership Fees for Wayside Maintenance					\$ 26,817		\$ 26,817
VAPOR STONE RAIL SYSTEMS	Replacement/Repair Parts for Rail Cars					\$ 647,176		\$ 647,176
VEAL CONCRETE, INC	Install Concrete Blocks at Various Locations					\$ 80,455		\$ 80,455
VECTOR TECHNOLOGIES LTD	Vacuum Excavator System for Buildings & Support Office					\$ 101,568		\$ 101,568
VEHICLE TECHNICAL CONSULTANTS, INC.	Transit Bus Inspections	Q34675	11/19/2014	10 Months	\$ 63,600		\$ 21,560	\$ 21,560
VEOLIA TRANSPORTATION MAINTENANCE AND INFRASTRUCTURE, INC.	Running Rail and Switch Tie Replacement	B12221	3/7/2011	1200 Days	\$ 16,590,648		\$ 15,984,446	\$ 3,635,597
VERITECH, INC.	Veritrantz Rail Scanner					\$ 28,800		\$ 28,800
VINCENT PRINTING COMPANY, INC.	Printing Services for Marketing Office					\$ 20,965		\$ 20,965
VOLKERT, INC.	Structural Inspection Engineering Services	AE 22541	8/21/2012	5 Years w (5) 1 Year Options	\$ 3,250,000		\$ 1,129,462	\$ 692,329

Metropolitan Atlanta Rapid Transit Authority
 Payments and Contracts \$20,000 or More
 For the Period July 1, 2014 to June 30, 2015

NAME	PURPOSE	CONTRACT #	AWARD DATE	TERM	AWARD AMOUNT	PAYMENTS MADE VIA SMALL PURCHASES, PO OR OTHER	TOTAL CONTRACT VALUE PAID TO DATE	TOTAL PAID IN FY 15
VOSS ELECTRIC CO. DBA VOSS LIGHTING	Lamps and Ballasts					\$ 41,903		\$ 41,903
VULCANITE AUSTRALIA	Parts for Railcars					\$ 20,000		\$ 20,000
W. W. WILLIAMS SE, INC.	Extended Service Antifreeze	B27929	7/10/2013	3 Years	\$ 383,826		\$ 227,342	\$ 90,700
WABCO TRANSIT	Specialized Rail Car Repair/Replacement Parts					\$ 2,667,230		\$ 2,667,230
WABE 90.1 FM PUBLIC BRDCSTING	Public Awareness Advertisements					\$ 26,142		\$ 26,142
WABTEC PASSENGER TRANSIT	Mechanical Coupler for Railcars					\$ 42,230		\$ 42,230
WADE FORD	Police Patrol Sedans & Maintenance Parts for Service Vehicles					\$ 190,400		\$ 190,400
WELLS FARGO BANK, N.A.	Employer Share of Represented Pension Contributions					\$ 8,048,269		\$ 8,048,269
WEST CHATHAM WARNING DEVICES, INC.	Equipment for Police Vehicles					\$ 47,819		\$ 47,819
WFSH-FM	Advertisements for Police Department					\$ 21,284		\$ 21,284
WG SOURCING, INC.	Parts for Railcars					\$ 81,493		\$ 81,493
WHITING CORPORATION	Portable Car Lifts for Streetcar Project	Q31987	12/6/2013	100 Days	\$ 88,346		\$ 88,346	\$ 88,346
WHITING SERVICES, INC.	Pre-service Inspections on Car Hoists & Parts					\$ 23,189		\$ 23,189
WHOLESALE INDUSTRIAL ELECTRONI	Voltage Testers, Cable and Various Repair Parts					\$ 256,217		\$ 256,217
WILLIAMS DETROIT DIESELALLISO	Bus Engines, Transmissions & Various Maintenance and Repair Parts					\$ 1,547,413		\$ 1,547,413
WILMINGTON TRUST COMPANY	Fees Pursuant to Financial Lease Arrangements					\$ 28,750		\$ 28,750
WILSON IHRIG & ASSOC INC	Acoustics and Vibrations Consulting Services	AE 22527	8/14/2012	5 Years w (5) 1 Year Option	\$ 63,657		\$ 63,657	\$ 24,874
WIMBERLY, LAWSON, STECKEL,	Legal Services					\$ 51,849		\$ 51,849
WM LAMPTRACKER, INC.	Lamp Recycling Containers					\$ 27,683		\$ 28,683
WRIGHT EXPRESS FINANCIAL SVC.	Gasoline For Service Vehicles					\$ 146,988		\$ 146,988
WSB-TV CHANNEL 2 (ABC)	"See Something, Say Something" Digital Advertising					\$ 50,964		\$ 50,964
XL INSURANCE BERMUDA LTD	Excess Liability Insurnace					\$ 161,623		\$ 161,623
XL INSURANCE COMPANY LIMITED	Excess Liability Insurnace					\$ 64,649		\$ 64,649
XPEDX, LLC	Blue Roll Towels					\$ 45,825		\$ 45,825
YANCEY BROS, CO.	Cummins ISLG Replacement Engines & Other Equipment					\$ 221,404		\$ 221,404
ZAYO FIBER SOLUTIONS, LLC.	Fiber Optic Lease	P4955	8/8/2005	30 Years	\$ 4,139,840		\$ 489,976	\$ 108,312
ZEP MANUFACTURING COMPANY	General Purpose Cleanser and Other Supplies					\$ 34,175		\$ 34,175
ZONAR SYSTEMS, INC.	Asset Tags & Download Stations					\$ 21,059		\$ 21,059

Metropolitan Atlanta Rapid Transit Authority
 Payments and Contracts \$20,000 or More
 For the Period July 1, 2014 to June 30, 2015

NAME	PURPOSE	CONTRACT #	AWARD DATE	TERM	AWARD AMOUNT	PAYMENTS MADE VIA SMALL PURCHASES, PO OR OTHER	TOTAL CONTRACT VALUE PAID TO DATE	TOTAL PAID IN FY 15
------	---------	------------	------------	------	--------------	--	--------------------------------------	---------------------

Contract # Legend
B - Invitation for Bid
P - Request for Proposal
Q - Simplified Acquisition
AE - Architect & Engineering
L - Letter of Agreement

Vendor Legend
Shaded Indicates Consultants & Streetcar

Board Fees

METROPOLITAN ATLANTA RAPID TRANSIT AUTHORITY

BOARD OF DIRECTORS' FEES

This report lists the total fees paid during the fiscal year to each member of the MARTA Board of Directors for their service on the Board. The report does not include travel or conference expenses.

METROPOLITAN ATLANTA RAPID TRANSIT AUTHORITY
Board of Directors Fees
Paid For the Period July 1, 2014 Through June 30, 2015

DIRECTOR	Total Fees
Abdul-Salaam, Roberta	\$ 1,470.00
Abernathy, Juanita Jones	1,365.00
Ashe III, Robert L.	25,200.00
Buckley Sr., Harold	3,150.00
Butler, Wendy	105.00
Dallas, Robert	630.00
Daniels Jr., Frederick L.	3,990.00
Durrett, Jim	2,730.00
Edmond, Roderick E.	2,310.00
Ellison-Southall, Noni	1,575.00
Freda Hardage	2,940.00
Jerry Ralph Griffin	1,260.00
Kaufman, Barbara Babbit	2,415.00
Orkin, Adam D.	105.00

METROPOLITAN ATLANTA RAPID TRANSIT AUTHORITY

BOARD OF DIRECTORS' TRAVEL

The following report is a detailed listing of Board of Directors' travel for fiscal year 2015.

FY15 Summary of MARTA Board Travel

NAME	Cost Ctr	Description & Date	Amount	Purpose & Detail	Code
Abdul-Salaam, Roberta		APTA 2015 Legislative Conference, Washington, DC, March 7 - 11, 2015	\$ 3,359.12	Transits across the country convene in Washington to "Walk the Hill" to hear directly from Congressional staff and Legislators on how they are working to address issues facing public transportation. This conference provides the opportunity to meet lawmakers and hear the most up-to-date information on the DC political scene and obtain insight on how legislation will affect your home state.	TC
Abdul-Salaam, Roberta		APTA 2015 Bus & Paratransit Conference, Ft. Worth, TX, May 3 - 6, 2015	\$ 3,576.70	In addition to the many sessions offered to operators and management, the conference offered very impactful sessions for Transit Board members: FTA Update on Buy America; USDOT Update; Mobility Management; Examining the Role of the Bus Operator in Code of Conduct Enforcement; Emerging Technologies of Alternative Propulsion; Route Optimization Initiative; Transit Board Members as Impactful Leaders.	TC
Abdul-Salaam, Roberta		APTA 2015 Rail Conference, Salt Lake City, UT, June 21 - 24, 2015	\$ 3,036.64	The presentations at this year's rail conference were insightful and useful: Understanding ADA; Track Worker Safety; High-Speed Rail; Energy, Environment and Rail; Public-Private Partnerships; Professional Services Procurement Best Practices; Rolling Stock:Crashworthiness & Refurbishment; Emerging Technology, Transit Oriented Communities and Corridors; Utah Transit Auth. Technical Tours.	TC
Ashe, Robert		2015 LINK, Toronto, Canada, May 6 - 9, 2015	\$ 3,250.00	Over 100 participants from throughout the US and Canada attended the 2015 LINK Conference. Over the course of three days the group met in downtown Toronto and two suburban areas. LINK participants committed to following up on three key areas upon their return to their home cities: a) Transportation priorities and funding, b) Working together as a region and c) Using diversity as an asset for the region's development, government and economic competitiveness.	OC
Butler, Wendy		2014 Gwinnett Chamber - Strategic Leadership Visit, Miami, FL, September 24 - 26, 2014	\$ 2,980.20	Invited to participate in this regional effort of leaders in government, business and education to other metro counties and regions to explore innovative ideas and programs which have helped to build partnerships to impact positive community change. The Chamber limits the delegation to 1/3 elected and top government officials; 1/3 top business leaders and 1/3 community partners including the Atlanta Regional Commission, Community Improvement Districts, Convention & Visitors Bureaus and more.	OC
Dallas, Robert F.		2015 LINK, Toronto, Canada, May 6 - 9, 2015	\$ 3,250.00	Over 100 participants from throughout the US and Canada attended the 2015 LINK Conference. Over the course of three days the group met in downtown Toronto and two suburban areas. LINK participants committed to following up on three key areas upon their return to their home cities: a) Transportation priorities and funding, b) Working together as a region and c) Using diversity as an asset for the region's development, government and economic competitiveness.	OC
Daniels, Jr., Frederick L.		APTA 2014 Transit Board Members Seminar, Cleveland, OH, July 18 - 22, 2014	\$ 2,402.90	This conference specifically targets Transit Board Members and Board Support personnel. It focuses on strengthening leadership skills, professional development, educational resources and peer exchange. Sessions offered were: Strategies for Enhancing Leadership Skills and Governance Capacity; Succession Planning and Workforce Initiatives; Strategies to Welcome Riders with Disabilities to Fixed Route Services; Its all About Advocacy-How to Engage Your Stakeholders.	TC
Daniels, Jr., Frederick L.		APTA Committee Meetings - Nominating & Finance, Jersey City, NJ, August 13 - 16, 2014	\$1,800.82	As a member of both these APTA Committees, Mr. Daniels must attend the yearly meetings.	TC
Daniels, Jr., Frederick L.		APTA 2014 Annual Meeting & EXPO - Houston, TX, October 10 - 14, 2014	\$2,491.50	APTA's Annual Meeting & Expo - transit professionals from throughout the US come together to learn and network. Sessions offered: Linking transit and land use; Transportation Infrastructure Projects; Funding Ideas for Public Transportation; Comprehensive Finance Approaches to Advance Public Transportation Projects; Reimagining Transit, Regions and Communities; Buy America Transit Supply Chain Connectivity; The Transit Board Member's Role in Procurement.	TC

FY15 Summary of MARTA Board Travel

NAME	Cost Ctr	Description & Date	Amount	Purpose & Detail	Code
Daniels, Jr., Frederick L.		APTA 2015 Legislative Conference, Washington, DC, March 7 - 11, 2015	\$2,917.33	Transits across the country convene in Washington to "Walk the Hill" to hear directly from Congressional staff and Legislators on how they are working to address issues facing public transportation. This conference provides the opportunity to meet lawmakers and hear the most up-to-date information on the DC political scene and obtain insight on how legislation will affect your home state.	TC
Ellison-Southall, Noni		APTA 2014 Annual Meeting & EXPO - Houston, TX, October 10 - 14, 2014	\$2,799.32	APTA's Annual Meeting & Expo - transit professionals from throughout the US come together to learn and network. Sessions offered: Linking transit and land use; Transportation Infrastructure Projects; Funding Ideas for Public Transportation; Comprehensive Finance Approaches to Advance Public Transportation Projects; Reimagining Transit, Regions and Communities; Buy America Transit Supply Chain Connectivity; The Transit Board Member's Role in Procurement.	TC
Hardage, Freda B.		APTA 2014 Annual Meeting & EXPO - Houston, TX, October 10 - 14, 2014	\$2,640.78	APTA's Annual Meeting & Expo - transit professionals from throughout the US come together to learn and network. Sessions offered: Linking transit and land use; Transportation Infrastructure Projects; Funding Ideas for Public Transportation; Comprehensive Finance Approaches to Advance Public Transportation Projects; Reimagining Transit, Regions and Communities; Buy America Transit Supply Chain Connectivity; The Transit Board Member's Role in Procurement.	TC
Hardage, Freda B.		APTA 2015 Legislative Conference, Washington, DC, March 7 - 11, 2015	\$2,485.28	Transits across the country convene in Washington to "Walk the Hill" to hear directly from Congressional staff and Legislators on how they are working to address issues facing public transportation. This conference provides the opportunity to meet lawmakers and hear the most up-to-date information on the DC political scene and obtain insight on how legislation will affect your home state.	TC

METROPOLITAN ATLANTA RAPID TRANSIT AUTHORITY

EMPLOYEE TRAVEL EXPENSES

This report section details non-local travel by MARTA employees during the fiscal year for which all or some MARTA funds were utilized. Where applicable, travel expenses reimbursed by specific grants or external agencies (such as the USDOT Transportation Research Board) are noted, along with specific information regarding the employees' name, purpose of trip and expenses incurred.

FY15 Summary of MARTA Staff Travel

NAME	Cost Ctr	Description & Date	Amount	Purpose & Detail	Code
Akingbade, Olusina	22300	Transit ITS Workshop - Newark, NJ - July 8-10, 2014	\$ 2,009.72		TR
Allen, Rhonda	16810	MAX LA Metro Trip - Los Angeles, CA - May 10-15, 2015	\$ 2,333.75	This introductory-level workshop is geared for transit profession Employee selected to participate in the 2015 MAX program. The mission of the program is to advance workplace solutions to provide unsurpassed service to our workforce and our internal business partners, through leadership, routine excellence, and engagement.	OC
Allen, Rhonda	18310	ENO leadership Mid Manager's Seminar - Costa Mesa, CA - Oct 19-25, 2014	\$5,281.18	The Eno Center for Transportation Leadership's (Eno CTL) Transit Mid-Manager Seminar is a weeklong intensive training course for managers at transit operators and related organizations.	TR
Armour, Michael	10310	Attend the Trapeze User Conference - Orlando, FL - May 9-14, 2015	\$ 1,474.20	Establish industry contacts and gain knowledge on Vehicle locator and communication products to extend and expand current system capabilities.	TR
Arrietta, Carlos	19210	Attend the Hazardous Device School - Huntsville, AL - Oct 26-31, 2014	\$ 748.80	Reimbursed by BATF - To attend the Hazardous Device School.	TR
Arrietta, Carlos	19210	Attend Advanced Disposal Tech Course - Huntsville, AL - Mar 15-20, 2015	\$ 293.25	Reimbursed by BATF - To attend the Advanced Disposal Technical Course.	TR
Autry, Warren	18680	South Yard Factory Acceptance Test - MARTA Witness - Rochester, NY - Nov 09-15, 2014	\$ 1,871.90	This was the first Yard design to be tested and witnessed by MARTA, and was very important to verify the design so that future Yards would follow the same design.	CP
Bailey, Bill	14820	AFP National Conf. - Washington, DC - Nov 2-8, 2014	\$ 1,786.67	Bill represented MARTA and the Atlanta Chapter of the Association of Financial Professionals at the natonional conference. Bill was the Atlanta Chapter President and his conference fee was covered by the AFP.	OC
Baldwin, Undra G	12210	ACFE Annual Conference - Baltimore, MD - Jun 14-17, 2014	\$ 2,282.49	Fraud training for Audit's fraud subject matter expert to gain a better understanding of corporate fraud and assist Internal Audit in the identification of fraud and controls needed to prevent and detect fraud.	TR
Banks, Cecil	14730	GRA Records Conference - Young Harris GA - May 11-13, 2015	\$ 414.66	Annual Records Management Conference for professional development and records management updates.	TR
Bayalis, John	22435	Biennial Transportation Summit - Athens, GA - Dec 8-9, 2014	\$ 258.14	Attended bi-annual meeting of incoming state legislators to discuss topics and brief on issues important to MARTA for the 2015 legislative session.	GF
Bayalis, John	22435	GTA Conference - Athens, GA - Dec 2-4, 2014	\$ 636.01	Annual meeting of the Georgia Transit Assocaition; as an active member of the Association's Legislative Committee, served as a featured presenter throughout the three-day event.	OC
Bayalis, John	22435	Senate Banking Roundtable Meeting - Washington, DC - May 19, 2015	\$ 349.25	Accompanied GM/CEO Parker to this information session at the request of ranking staff of the United States Senate Banking Committee.	GF
Beasley, Cynthia	14310	GFOA 109th Annual Conference - Philadelphia, PA - May 30-Jun 3, 2015	\$ 2,074.65	Attended conference to keep abreast of accounting standards	TR
Beasley, Cynthia	14310	Mobile Payment Summit - Austin, TX - Sept 2-4, 2014	\$ 1,084.05	Attended conference to increase knowledge of Mobile Payment option.	TR
Beasley, Cynthia	14310	GGFOA - Savannah, GA - Sept 28 - Oct 1, 2014	\$ 863.00	Attend conference to finance and accounting related training.	TR
Bethea, Sandra	22420	Cost Principles Training - Orlando, FL - Oct 28-31, 2014	\$ 1,463.34	Attended training to learn the latest cost principles for eligibility under Federal Grants.	TR

FY15 Summary of MARTA Staff Travel

NAME	Cost Ctr	Description & Date	Amount	Purpose & Detail	Code
Bibbs, Solomon	15553	Mobility Pre production Meeting - Buffalo, NY - Sept 14-19, 2014	\$ 901.40	On-site Pre-productions meeting to go formally discuss bus specifications and expectations.	CP
Boggs, Timothy	19210	Attend the Fort Bragg Recruitment Fair - Savannah, GA - Mar 10-11, 2015	\$ 188.37	Attended the Fort Bragg Recruitment Fair to recruit Transit Police Officers.	MI
Boggs, Timothy	19210	Fort Sill Military Career Fair - Fort Sill, OK - Jun 23-25, 2015	\$ 907.15	Attended the Fort Sill Recruitment Fair to recruit Transit Police Officers	MI
Boone Charles	15230	View Bus Simulator - Jacksonville, FL - Mar 24-25, 2015	\$ 185.79	Factory visit to view and test bus simulator.	CP
Boone Charles	16730	2015 APTA Conference Bus Rodeo - Kansas City, KS - Apr 30 - May 6, 2015	\$ 2,085.07	2015 APTA International Bus & Conference and Rodeo in Fort Worth, TX, April 29th to May 6, 2015. Mr. Boone is a member of the Bus Rodeo Committee and his participation in this conference provided him with the necessary tools and knowledge for effective management of system safety processes. As an APTA bus rodeo committee member and an APTA international judge, the conference equipped him with the necessary qualifications and skills need to conduct a successful MARTA rodeo.	TC
Boone Charles	16750	International Bus Rodeo Planning Meeting - Ft. Worth, TX - Dec 10-12, 2014	\$ 958.90	2014 International Bus Rodeo Planning Meeting - Ft. Worth, TX - Dec 10-12, 2014. Mr. Boone (Safety Operational Officer) is a member of the International Rail Rodeo Committee and his participation in this conference provided him with the tools and knowledge needed for effective management of the safety process, while exploring real day-to-day safety issues and provide solutions to the most common obstacles encountered.	TC
Boyd, Ann	22320	2015 Revenue Mgmt. & Fare Collection Summit - Orlando, FL - Mar 29-Apr 1, 2015	\$ 1,057.18	Served as a Presenter at APTA's 2015 Revenue Management & Fare Collection Summit which is an expanded version of the former Fare Collection Workshop.	TC
Burrows, Michael	19210	Attend the GACP Summer Training Conference - Savannah, GA - July 26-30, 2014	\$ 1,721.40	Attended the Georgia Association of Chiefs of Police (GACP) required training for Chief's of Police.	TR
Burrows, Michael	19210	Attend the GACP Winter Training Conference - Augusta, GA - Jan 26-28, 2015	\$ 990.02	Attended the Georgia Association of Chiefs of Police (GACP) required training for Chief's of Police.	TR
Byer, Vickie	15230	View Bus Simulator - Jacksonville, FL - Mar 24-25, 2015	\$ 185.79	Factory Visit to view & Test Bus Simulator.	CP
Carlson, Deborah	17310	2014 APTA Expo - Houston, TX - Oct 14-15, 2014	\$ 692.03	Attended the APTA Expo to gain knowledge, and gather information that will assist the Authority as the host transit Authority for the 2017 APTA Annual Meeting & Expo being held in Atlanta, GA.	TC
Chambers, Netaya	19210	Attend the CERT Training - Washington DC - Apr 6-10, 2015	\$ 765.70	Grant Funded - To attend the Community Emergency Response Team (CERT) Emergency Management Institute Class.	TR
Chambers, Rickey	19210	To Attend Hazardous Device Course - Huntsville, AL - Oct 5-10, 2015	\$ 748.80	Reimbursed by FBI- To attend the Hazardous Device School.	TR
Chase, Tamika	19210	To Attend the Police Applicant Background Investigation - Jacksonville, FL - Oct 19-25, 2014	\$ 2,110.80	Attended the Police Applicant Background Investigation Course.	TR
Chase, Tamika	19210	Attend Fort Stewart Recruitment Fair - Savannah, GA - Feb 9-10, 2015	\$ 158.60	Attended the Fort Stewart Recruitment Fair to recruit Transit Police Officers.	MI
Chase, Tamika	19210	Attend Armstrong State University Recruitment Fair - Savannah, GA - Feb 23-24, 2015	\$ 178.92	Attended the Armstrong State University Recruitment Fair to recruit Transit Police Officers.	MI

FY15 Summary of MARTA Staff Travel

NAME	Cost Ctr	Description & Date	Amount	Purpose & Detail	Code
Chase, Tamika	19210	Attend the Fort Bragg Recruitment Fair - Fayetteville, NC - Mar 10-11, 2015	\$ 188.37	Attended the Fort Bragg Recruitment Fair to recruit Transit Police Officers.	MI
Chase, Tamika	19210	Attend the Fort Lee Recruitment Fair - Fort Lee, VA - Mar 23-24, 2015	\$ 160.55	Attended recruitment fair to recruit Transit Police Officers	MI
Clark, Eutina	14940	2015 American Public Transportation Conference - Orlando, FL - Mar 29-31, 2015	\$ 1,361.70	To review the latest trends on revenue and fare collection.	TC
Cooper, Michael	18680	Alstom Senior Management in Rochester, NY - Jun 9-10, 2015	\$ 1,080.33	This trip involved Alstom and MARTA senior management to discuss current issues and find solutions to keep the project progressing.	CP
Cooper, Michael	18680	Alstom Train Control System Upgrade - Rochester, NY - May 19-20, 2015	\$ 1,080.33	This trip was cancelled by the contractor and rescheduled for June 9-10	CP
Cooper, Michael	18680	South Yard Factory Acceptance Test - MARTA Witness - Rochester, NY - Nov 09-15, 2014	\$ 1,871.90	This was the first Yard design to be tested and witnessed by MARTA, and was very important to verify the design so that future Yards would follow the same design.	CP
Curry, Nadyne	15511	Audit of CNG, Diesel & Transit Bus Procurement- Winnipeg, Canada - July 21-25, 2014	\$ 2,246.55	On-site Initial Audit for the procurement of buses.	CP
DaCosta, Jamel	14820	PFM Training - Philadelphia, PA - Oct 19-25, 2015	\$ 2,073.40	Jamel attended a week of comprehensive public finance training sponsored by MARTA's Financial Advisor (PFM) Training was free MARTA paid for necessary travel and lodging costs.	TR
Dawkins, LaShanda	14710	2014 APTA Annual Meeting & Expo - Houston, TX - Oct. 11-15, 2014	\$ 1,653.07	Employee was selected to participate in APTA's Leadership Program.	TC
Dawkins, LaShanda	14710	2015 Leadership APTA Class Program Participant - Washington, DC - Dec 2-7, 2014	\$ 5,634.42	Employee was selected to participate in APTA's Leadership Program.	TC
Dawkins, LaShanda	14710	2015 Leadership APTA Class Program Participant - Washington, DC - Mar 6-11, 2015	\$ 2,389.87	Employee was selected to participate in APTA's Leadership Program.	TC
De Jesus Donna	16810	MAX 2015- Dallas, TX - Mar 29 - Apr 3, 2015	\$ 1,449.66	Employee was selected to participate in the 2015 MAX program. The mission of the program is to advance workplace solutions to provide unsurpassed service to our workforce and our internal business partners, through leadership, routine excellence, and engagement.	OC
De Jesus Donna	17922	APTA Marketing & Communications Workshop - West Palm, FL - Feb 22-26, 2015	\$ 2,338.79	Attend conference sessions related to call center operations in the transit industry and to serve as an advisor for the Call Center Challenge competition to select the top Customer Service Professional in the industry.	TC
De Jesus, Donna	16810	MAX Program- LA Metro - Los Angeles, CA - May 10-15, 2015	\$ 1,993.81	Employee was selected to participate in the 2015 MAX program. The mission of the program is to advance workplace solutions to provide unsurpassed service to our workforce and our internal business partners, through leadership, routine excellence, and engagement.	OC
Demmons, Victor	16710	APTA Rail Grade Crossing Work Group - Portland, OR - Mar 22-25, 2015	\$ 1,758.44	2015 APTA Rail Grade Crossing Work Group - Portland, OR - Mar 22-25, 2015. Mr. Victor Demmons (Safety Operational Officer) attended the on behalf of the AGM of Safety & QA, who could not attend at the time, due to scheduling conflicts. The work group met to discuss problem solving solutions for rail grade crossings around the country.	OC

FY15 Summary of MARTA Staff Travel

NAME	Cost Ctr	Description & Date	Amount	Purpose & Detail	Code
Demmons, Victor	0	2014 APTA International Rail Rodeo Planning Meeting - Salt Lake City, UT - Nov 5-7, 2014	\$ 1,698.34	2014 APTA International Rail Rodeo Planning Meeting - Salt Lake City, UT - Nov 5-7, 2014. Mr. Demmons (Safety Operational Officer) is a member of the International Rail Rodeo Planning Committee and his participation in this conference provided him with the tools and knowledge needed for effective management of the safety process, while exploring real day-to-day safety issues and provide solutions to the most common obstacles encountered. As an APTA rail rodeo committee member, the conference equipped him with the necessary qualifications and skills need to conduct a successful MARTA rail rodeo.	TC
Demmons, Victor	16750	2015 APTA Rail Conference - Salt Lake City, UT - Jun 16-24, 2015	\$ 4,473.24	2015 APTA International Rail Conference in Salt Lake City, UT - June 16 - 24, 2015. Mr. Demmons (Safety Operational Officer) is a member of the International Rail Rodeo Planning Committee and his participation in this conference provided him with the tools and knowledge needed for effective management of the safety process, while exploring real day-to-day safety issues and provide solutions to the most common obstacles encountered.	TC
Dorsey, Joseph	19210	Attend the GACP Summer Training Conference - Savannah, GA - July 26-29, 2014	\$ 2,091.10	To attend the Georgia Association of Chiefs of Police (GACP) required training for Chief's of Police.	TR
Dorsey, Joseph	19210	Attend the GACP Winter Training Conference - Augusta, GA - Jan 26-28, 2015	\$ 890.02	Attended the Georgia Association of Chiefs of Police (GACP) required training for Chief's of Police.	TR
Dorsey, Joseph	19210	Attend the PAG Transit Roundtable - Salt Lake City - Utah - Jun 18-21, 2015	\$ 1,851.28	Grant Funded -To attend the Mass Transit and Passenger Rail Security and Emergency Management Roundtable.	MI
Dunham, Wanda	19210	Attend the GACP Summer Training Conference - Savannah, GA - July 26-29, 2014	\$ 1,635.77	Attended the Georgia Association of Chiefs of Police (GACP) required training for Chief's of Police.	TR
Dunham, Wanda	19210	Attend the IACP Conf - Orlando, FL - Oct 25-18, 2014	\$ 1,891.60	Attended the International Association of Chief's of Police (IACP) Annual Conference.	OC
Dunham, Wanda	19210	Attend the Secure Rail Conference - Orlando, FL - Feb 2-4, 2015	\$ 862.66	Attended the Secure Rail Conference as a presenter.	OC
Dunham, Wanda	19210	Attend the GACP Winter Training Conference - Augusta, GA - Jan 26-28, 2015	\$ 620.96	Attended the Georgia Association of Chiefs of Police (GACP) required training for Chief's of Police.	TR
Dunham, Wanda	19210	Attend the PAG Transit Roundtable - Salt Lake City, Utah - Jun 18-21, 2015	\$ 1,864.28	Grant Funded - To attend the Mass Transit and Passenger Rail Security and Emergency Management Roundtable.	MI
Dunna, Dhiraj	14830	2015 American Public Transportation Conference - Orlando, FL - Mar 29-31, 2015	\$ 1,451.70	To review the latest trends on revenue and fare collection.	TC
Dunna, Shyam	10110	Mobile Ticketing Summit - Austin, TX - Sept 2-4, 2014	\$ 1,647.04	Representatives from over 25 public transit agencies gathered to share experiences and plans regarding Mobile Ticketing Systems in the Transit Industry. Additionally, 5 mobile ticketing vendors that have implemented systems with USA transit agencies participated in the Summit and demonstrated their products and shared lessons learned of their implementations.	TC
Dutch, Meninso	15511	Post Delivery Buy America Audit - Winnipeg, Canada - Mar 30-Apr 3, 2015	\$ 2,094.07	On-site Post Audit for the procurement of buses.	CP

FY15 Summary of MARTA Staff Travel

NAME	Cost Ctr	Description & Date	Amount	Purpose & Detail	Code
Eaddy, Rukiya	22620	APTA Rail Conference - Houston, TX - Oct 11-15, 2014	\$2,424.94	Attended the annual conference for workshop/professional development.	TC
Eaddy, Rukiya	22620	ULI 40 under 40 - New York, NY - Oct 21-23, 2014	\$1,889.14	Attended as ULI inaugural 40 Under 40 Award recognition and for professional development.	OC
Eastering, Nelvette	19210	Command College-Critical Incident Course-Columbus, GA - July 6-11, 2014	\$ 598.00	Attended the Critical Incident Course (Professional Development).	TR
Eastering, Nelvette	19210	Command College Applied Research Course - Columbus, GA - Aug 6-8, 2014	\$ 253.00	Attended the Applied Research Course (Professional Development).	TR
Eastering, Nelvette	19210	Burden of Command Course - Columbus, GA - Mar 8-12, 2015	\$ 598.00	Attended the Burden of Command Course (Professional Development).	TR
Edmonds, Ric	18630	Configuration Mgmt. Certification Training - Charleston, SC - Aug 10-15, 2014	\$ 1,308.40	Configuration Mgmt. Certification Training - Charleston, SC - Aug 10-15, 2014 - attended by Ric Edmonds (Manager of Configuration Management). The course was the continuous improvement certification/training was the third part of a five part series which when completed will close departmental gaps between the Configuration Management (CM) and Records Management Branches. The CM Branch believes a paradigm shift is necessary regarding the way configuration management is perceived, which will enable the Authority to move beyond event-driven corrective actions. Configuration Management is to include any information that could impact safety, security, quality, schedule, cost, profit or the environment.	TR
Edwards, Gregory	16810	MAX Program - LA Metro Session - Los Angeles, CA - Sep 27 - Oct 3, 2014	\$ 1,557.85	Employee was selected to participate in the 2014 MAX program. The mission of the program is to advance workplace solutions to provide unsurpassed service to our workforce and our internal business partners, through leadership, routine excellence, and engagement.	OC
Ellison, Carlis	14310	GGFOA - Savannah, GA - Sept 28 - Oct 1, 2014	\$ 863.00	Attended finance and accounting related training.	TR
Erves, Joseph	15510	Tour of Gillig Bus Facility - Hayward, CA - Apr 20-22, 2015	\$ 1,162.70	On-site tour of Gillig Bus Manufacturing Facility.	MI
Erves, Joseph	15510	Tour of New Flyer Bus Facility Saint Cloud, MN - Apr 27-29, 2015	\$ 816.20	On-site tour of New Flyer Bus Manufacturing Facility.	MI
Erves, Joseph	15510	Trapeze Conference, Orlando, FL - May 10-13, 2015	\$ 1,451.91	Attendee at the Trapeze Conference .	OC
Erves, Joseph	15510	APTA Rail Conference - Salt Lake City, UT - Jun 19-24	\$ 2,965.87	Attendee at APTA's Rail Rodeo and Annual Conference.	TC
Erves, Joseph	15510	Tour Nova Bus Plant - Plattsburgh, NY - Mar 23-25, 2015	\$ 1,094.88	On-site tour of Nova Bus Manufacturing Plant.	MI
Erves, Joseph	11810	APTA Annual Meeting - Houston, TX - Oct 10-16, 2014	\$ 3,169.60	Attendee at APTA Annual Meeting and Rail Rodeo.	TC
Erves, Joseph	11810	WMATA Site Visit - Washington, DC - Dec 2-5, 2014	\$ 2,002.95	Visited WMATA to view Kawasaki Rail Cars.	MI
Ferrebee, Thomas	16730	State of Good Repair Conference - Washington, DC - Mar 10-12, 2015	\$ 1,683.30	2015 State of Good Repair Conference (SOGR) - Washington, DC - Mar 10-12, 2015. Mr. Ferrebee (QA Engineer) attended the conference to enhance the Authority's knowledge of prioritizing the rehabilitation and replacement of of existing capital assets, as well as evaluating the implications for transit. This conference provides the framework that builds upon a set of fundamental concepts and provides a basic set of steps for transit agencies to follow when evaluating and prioritizing investments.	TC

FY15 Summary of MARTA Staff Travel

NAME	Cost Ctr	Description & Date	Amount	Purpose & Detail	Code
Floyd, Gregory	22230	APA Conference Seattle, WA - Apr 16-21, 2015	\$ 2,609.15	The APA Conference brings together the hottest topics, the latest tools, and the leading voices in planning. Attendance provides continuing education credits in support of AICP certification.	TC
Fox, Lisa	16510	Tour of New Flyer Bus Facility - Saint Cloud - MN - Apr 27-29, 2015	\$ 714.20	Attended a site visit of the New Flyer Bus facility.	MI
Fox, Lisa	16510	Tour of Gillig Bus Facility - Hayward, CA - Apr 20-22, 2015	\$ 1,055.20	Attended a site visit of the Gillig Bus facility.	MI
Fox, Lisa	16510	Nova Bus Site Visit - Plattsburgh, NY - Mar 8-10, 2015	\$ 893.48	Attended a site visit of the Nova Bus facility.	MI
Gipson, Ebone	17922	APTA Marketing & Communications Workshop - West Palm, FL - Feb 22-25, 2015	\$ 1,392.94	Represented MARTA in APTA's Annual Call Center Challenge competition to select the industry's Top Customer Service Professional.	TC
Glass, Franklin	18680	Factory Acceptance Test - Rochester, NY - Mar 15-21, 2015	\$ 1,517.00	This was the final and largest Yard (Avondale Yard) to be factory tested and witnessed by MARTA.	CP
Glass, Franklin	18680	Factory Acceptance Test - Rochester, NY - Jan 19-25, 2015	\$ 1,330.50	This was the 2nd Yard (Armour Yard) to be factory tested and witnessed by MARTA.	CP
Glover, Efren	19210	Command College - Legal Issues and Trends - Columbus, GA - Oct 5-10, 2014	\$ 653.20	Attended the Legal Issues and Trends Course (Professional Development).	TR
Glover, Efren	19210	Command College - Essential Skills - Columbus, GA - Feb 22-27, 2015	\$ 649.75	To attend the Essential Skills and Professional Course (Professional Development).	TR
Glover, Efren	19210	Command College - Organizational Management - Columbus, GA - Mar 15-20, 2015	\$ 649.75	To attend the Organizational Management Course (Professional Development).	TR
Glover, Efren	19210	Command College - Strategic Planning and Policy Development - Columbus, GA - Apr 19-24, 2015	\$ 649.75	To attend the Strategic Planning and Policy Development Course (Professional Development).	TR
Goodman, Timothy	15553	Mobility Pre Production Meeting - Elkhart, IN - Aug 17-21, 2014	\$ 1,384.48	On-site Pre-productions meeting to go formally discuss bus specifications and expectations.	CP
Gotell, Kevin	19210	Attend the GTOA Conference - Macon, GA - Mar 2-4, 2015	\$ 454.24	Attended the Georgia Tactical Officers Association (GTOA) Conference.	OC
Gotell, Kevin	19210	Attend GTI's Tactical Breach Course - Macon, GA - May 17-20, 2015	\$ 1,488.44	Attended the Government Training Institute (GTI) Tactical Breaching Course.	TR
Graham, Forrest	16810	MAX 2015 -Dallas, TX - Mar 29-Apr 3, 2015	\$ 1,422.66	Employee was selected to participate in the 2015 MAX program. The mission of the program is to advance workplace solutions to provide unsurpassed service to our workforce and our internal business partners, through leadership, routine excellence, and engagement.	OC
Graham, Forrest	16810	MAX Program- LA Metro - Los Angeles, CA - May 10-15, 2015	\$ 2,021.50	Employee was selected to participate in the 2015 MAX program. The mission of the program is to advance workplace solutions to provide unsurpassed service to our workforce and our internal business partners, through leadership, routine excellence, and engagement.	OC
Graham, Shekenia	19210	Annual Internal Affairs Conf. - Tampa, FL - Nov 2-6, 2014	\$ 1,392.38	Attended the Annual Internal Affairs Conference.	OC
Graves, Charles	12140	Training/Cyber Security Conference - Orlando, FL - Mar 15-19, 2015	\$ 1,432.65	Attended Cybersecurity training for the senior IT auditor to understand current cybersecurity threats and controls.	TR
Gray, Booker	18530	Autodesk University Conf - Las Vegas, NV - Dec 1-5, 2014	\$3,010.22	The conference provided an opportunity to learn advance Autodesk skills at classes taught by expert professionals, and also provided an opportunity to listen to innovators who are reinventing the way CAD Specialists design and create.	TR
Gunter, Carl	18680	Avondale Yard Factory Acceptance Test - Rochester, NY - Mar 8-14, 2015	\$ 1,467.00	This was the final and largest Yard (Avondale Yard) to be factory tested and witnessed by MARTA.	CP
Gunter, Carl	18680	South Yard Factory Acceptance Test - MARTA Witness - Rochester, NY - Nov 09-15, 2014	\$ 1,871.90	This was the first Yard design to be tested and witnessed by MARTA, and was very important to verify the design so that future Yards would follow the same design..	CP

FY15 Summary of MARTA Staff Travel

NAME	Cost Ctr	Description & Date	Amount	Purpose & Detail	Code
Hamilton, Diane	10410	2015 Gartner PPM & IT Governance Conference - Dallas, TX - May 31-Jun 4, 2015	\$ 3,562.50	The premier gathering of program and portfolio leaders, where analysts present the latest best practices to help deliver IT projects that support MARTA's objectives.	TC
Harris, Lyle	17410	APTA Marketing & Communications Workshop - West Palm, FL - Feb 22-26, 2015	\$ 2,335.82	Attended conference workshops and sessions related to social media engagement in the transit industry.	TC
Harris, Tony	19210	Attend the Fort Lee Recruitment Fair - Fort Lee, VA - Mar 23-24, 2015	\$ 160.55	To attend the Fort Lee Recruitment Fair to recruit Transit Police Officers	MI
Hatfield, Christopher	16810	MAX Program - LA Trip - Los Angeles, CA - May 10-13, 2015	\$ 1,666.58	Employee was selected to participate in the 2015 MAX program. The mission of the program is to advance workplace solutions to provide unsurpassed service to our workforce and our internal business partners, through leadership, routine excellence, and engagement.	OC
Hatfield, Christopher	16810	MAX 2015- Dallas, TX - Mar 29 - Apr 3, 2015	\$ 1,475.66	Employee was selected to participate in the 2015 MAX program. The mission of the program is to advance workplace solutions to provide unsurpassed service to our workforce and our internal business partners, through leadership, routine excellence, and engagement.	OC
Hemingway, Michael	19210	FBI Hazardous Device School - Huntsville, AL - May 3-8, 2015	\$ 771.40	Reimbursed by FBI - To attend the Hazardous Device School.	TR
Hernandez, Victor	15230	APTA/Toronto Transit Peer Review - Toronto, Canada - Dec 7-12, 2014	\$ 2,739.48	Presenter at APTA Conference in Toronto.	TC
Hill, Emanuel	15230	TSCU Factory Acceptance Testing - Rochester, NY - Jan 19-24, 2015	\$ 1,280.40	MARTA witness of the Factory Acceptance Tests for Armour Yard (TCSU).	CP
Holsey, Willie	19210	Attend the Evaluation for Certification Training Course - Oxford, AL - Nov. 3-7, 2014	\$ 177.50	To attend the Evaluation for Certification Training.	TR
Holsey, Willie	19210	FBI Hazardous Device School - Huntsville, AL - May 3-8, 2015	\$ 1,941.59	Reimbursed by FBI - To attend the Hazardous Device School.	TR
Hsi, Ming	10110	Mobile Ticketing Summit - Austin, TX - Sept 2-4, 2014	\$ 575.52	Representatives from over 25 public transit agencies gathered to share experiences and plans regarding Mobile Ticketing Systems in the Transit Industry. Additionally, 5 mobile ticketing vendors that have implemented systems with USA transit agencies participated in the Summit and demonstrated their products and shared lessons learned of their implementations.	TC
Hsi, Ming	10110	Annual Conference for Public Transportation Professionals - Houston, TX - Oct 12-15, 2014	\$ 771.40	Public transportation professionals engaging in educational sessions, forums, tours and networking with peers.	TC
Hsi, Ming	10110	APTA TransiTech Conference - Orlando, FL - Mar 29-Apr 1, 2015	\$ 1,574.32	Public transportation IT professionals engaging in discussions of current issues, share experiences and best practices.	TC
Hubert E Gee	14910	2015 American Public Transportation Conference - Orlando, FL - Mar 29-31, 2015	\$ 1,384.55	To review the latest trends on revenue and fare collection.	TC
Hunt, Jonathan	16110	APTA Legal Affairs Seminar/CLE Credits - New Orleans, LA - Feb 21-24, 2015	\$ 1,755.71	APTA Legal Affairs Seminar/CLE Credits.	TC
Hunter, Darnell C.	15230	View Bus Simulator - Jacksonville, FL - Mar 24-25, 2015	\$ 232.53	Factory Visit to view & Test Bus Simulator.	CP
Hurley, Kevin	14810	State of Good Repair Conference - Washington, DC - Mar 10-12, 2015	\$ 1,631.95	Attend industry project delivery information exchange with other transit and transportation organizations.	GF, TR
Hutchinson, Gordon	14210	APTA Legislative Conference - Washington, DC - Mar 8-10, 2015	\$ 1,125.60	To represent MARTA's interests re proposed Federal Transit program and policy.	TC
Hutchinson, Gordon	14210	Nova Bus Site Visit - Plattsburgh, NY- Mar 23-25, 2015	\$ 778.98	Attended a site visit of the Nova Bus facility.	MI
Hutchinson, Gordon	14210	Tour of New Flyer Bus Facility - Saint Cloud - MN - Apr 27-29, 2015	\$ 714.20	Attended a site visit of the New Flyer Bus facility.	MI
Hutchinson, Gordon	14210	Tour of Gillig Bus Facility - Hayward, CA - Apr 20-22, 2015	\$ 1,055.20	Attended a site visit of the Gillig Bus facility.	MI
Jackson, Mark	14310	GGFOA - Savannah, GA - Sept 28 - Oct 1, 2014	\$ 1,231.74	Attended finance and accounting related training.	TR

FY15 Summary of MARTA Staff Travel

NAME	Cost Ctr	Description & Date	Amount	Purpose & Detail	Code
Jacobs, Deloris	19210	Attend the CJIS Training Symposium - Johnson City, TN - Aug 18-21, 2014	\$ 631.19	Attended the mandatory Annual Criminal Justice Training Symposium.	TR
James, Linda	16810	MAX Program - LA Metro Session - Los Angeles, CA - Sep 28 - Oct 3, 2014	\$ 1,056.30	Employee was selected as the facilitator for the 2014 MAX program. The mission of the program is to advance workplace solutions to provide unsurpassed service to our workforce and our internal business partners, through leadership, routine excellence, and engagement.	OC
Jinadu, Jennifer	17310	APTA 2015 Marketing and Communications Workshop - Palm Beach, FL - Feb 22-26, 2015	\$ 1,766.82	Attended the annual workshop to gain valuable knowledge, contacts and resources within the Transit Industry. There were several sessions (Marketing & Communications Exchange and Round Tables, which included Sustainability, Safety Campaigns, Generational Marketing, Social Media, Internal Communications, Transit Research,) that were very beneficial to Jennifer and the Authority.	TC
Johnson, DeAntoine	19210	Attend Armstrong State University Recruitment Fair - Savannah, GA - Feb 23-24, 2015	\$ 178.92	Attended the Armstrong State University Recruitment Fair to recruit Transit Police Officers.	MI
Johnson, Edward	22510	Rail Volution Annual Conference - Minneapolis, MN - Sept 19-24, 2014	\$ 1,693.15	The Rail-Volution conference has been the place to engage in thoughtful discussions with change makers and influencers from over 300 communities, a place to share ideas and breakthroughs, frustrations and inspiration, about building livable communities with transit.	TC
Johnson, Edward	22510	APTA Annual Conference - Houston, TX - Oct 12-15, 2014	\$ 2,148.34	APTA's Annual Meeting is the flagship event for public transportation professionals to engage in educational sessions, workshops, tours, and network with colleagues. Keynote speakers discuss strategy and leadership.	TC
Johnson, Edward	22510	Rail Volution - NSC Meeting - Dallas, TX, Apr 22-24, 2015	\$ 921.38	The Railvolution National Steering Committee (NSC) consists of industry partners that contribute to Railvolution programs and creates the content for the annual conference.	TC
Jones, Jana	16730	Georgia Environmental Safety Conf - Savannah, GA - Oct. 6-10, 2014	\$ 1,252.20	Georgia Environmental Safety Conf - Savannah, GA - Oct. 6-10, 2014. Mr. McDonald (Environmental Health & Safety Coordinator) attended the conference. The conference provided informative information on new environmental safety standards in an effort to enhance a quality forum for the education, training, and empowerment of environmental safety professionals. Additionally, the conference dedicates time to sharing information, ideas and solutions to enhance each other's programs and procedures.	TC
Jordan, Cathy	16810	MAX Program - Los Angeles, CA - Sept 28-Oct 3, 2014	\$ 1,825.50	Employee was selected to participate in the 2014 MAX program. The mission of the program is to advance workplace solutions to provide unsurpassed service to our workforce and our internal business partners, through leadership, routine excellence, and engagement.	OC
Jordan, Cathy	16810	MAX Program - Dallas, TX - Mar 29-Apr 3, 2015	\$ 1,475.66	Employee was selected as the facilitator for the 2015 MAX program. The mission of the program is to advance workplace solutions to provide unsurpassed service to our workforce and our internal business partners, through leadership, routine excellence, and engagement.	OC

FY15 Summary of MARTA Staff Travel

NAME	Cost Ctr	Description & Date	Amount	Purpose & Detail	Code
Jordan, Cathy	16750	APTA Rail Conference/Professional Development - Philadelphia, PA - Aug 12-15, 2014	\$ 1,539.60	APTA Rail Conference/Professional Development - Philadelphia, PA - Aug 12-15, 2014. Ms. Jordan (Project Manager II) attended workshops and technical sessions that covered timely issues of widespread interest in policy and planning, maintenance, public transportation in today's operating environment, technology, safety and security, procurement, bus rapid transit, and accessible transportation. The educational programs also covered safety, security, and emergency preparedness; capital programs; procurement; management, policy, and workforce development. The conference included over 40 educational sessions. Ms. Jordan is also a member of the MAX team.	TC
	18310	Attend APTA 2015 Conference as a Speaker - Salt Lake City, UT - Jun 20-24, 2015	\$1,655.63	Served as a speaker at the International Rail Safety Conference, presenting lessons learned/finds for the Wayside Worker Safety Pilot Study.	TC
Joshi, Abhay Joshi, Abhay	18310	International Rail Safety Seminar - Orlando, FL - Apr 19-23, 2015	\$1,436.18	Served as a speaker at the International Rail Safety Conference, presenting lessons learned/finds for the Wayside Worker Safety Pilot Study.	TC
Kelley, Paul Leslie	18310	Assessing Functionality of Physical Security info Mgmt., PSIM - New Orleans, LA - Nov 13-15, 2014	\$1,121.50	Assessed the functionality of physical security information management, PSIM. The trip provided MARTA with insight into the process for procuring the technology & view contractual, procedural & risk issues.	MI
Kirby, Torrey	10310	APTA TransiTech Conference - Orlando, FL - Mar 29-Apr 1, 2015	\$ 1,617.72	Public transporation IT professionals engaging in discussions of current issues, share experiences and best practices.	TC
Krisak, Richard	11810	Senior Management MARTA/Alstom TCSU - Rochester, NY - May 19-20, 2015	\$ 1,674.50	Conducted a monthly project senior management meeting .	CP
Krisak, Richard	11810	Reviewed the Kawasaki Rail Car - WMATA - Washington, D.C - Dec 02-05, 2014	\$ 1,975.80	Visited WMATA to view Kawasaki Rail Cars.	MI
Krisak, Richard	15810	Attend the TRACS Workshop - Washington, DC - Oct 27-29, 2014	\$ 925.48	Member attending to share best practices on addressing issues related to transportation safety.	GF
Lee, Leslie	18980	ESE meeting at PATH Headquarters in New Jersey - July 29-31, 2014	\$ 1,515.92	Eastern Signal Engineer Conference.	OC
Madison, Divida	18630	Configuration Mgmt. Certification Training - Charleston, SC - Aug 10-14, 2014	\$ 1,402.05	Configuration Mgmt. Certification Training - Charleston, SC - Aug 10-15, 2014 - attended by Divida Madison (Configuration Management Specialist III). The course was the continuous improvement certification/training was the third part of a five part series which when completed will close departmental gaps between the Configuration Management (CM) and Records Management Branches. The CM Branch believes a paradigm shift is necessary regarding the way configuration management is perceived, which will enable the Authority to move beyond event-driven corrective actions. Configuration Management is to include any information that could impact safety, security, quality, schedule, cost, profit or the environment.	TR
Masisak, Jeff	18650	Georgia Transit Association Conference/CPESC License Renewal - Athens, GA	\$ 735.28	Attendees exchange of information ideas & experience towards securing adequate funding for public transit and promoting a positive image throughout GA.	TC

FY15 Summary of MARTA Staff Travel

NAME	Cost Ctr	Description & Date	Amount	Purpose & Detail	Code
Mason, Reginald	16710	2014 APTA Annual Meeting & Expo - Houston, TX - Oct 10-15, 2014	\$ 2,607.60	2014 APTA Annual Meeting & Expo - Houston, TX - Oct 10-15, 2014. The Annual Meeting & Expo is APTA's major policy and management conference that hosts public transportation leaders and managers from all sectors. Discussions were held with colleagues, of which, best industry practices were shared. Mr. Mason (AGM of Safety & QA) is a member of several APTA committees and work groups.	TC
Mathebula, Sibusiso	15230	Attend the Industrial Control Systems Cybersecurity Training - Idaho Falls, ID - Mar 8-14, 2015	\$ 2,382.12	Attended Cybersecurity training to identify vulnerabilities and defensive strategies for Industrial Control Systems.	TR
Matthew, Addi	18980	Evaluate the Current Status of the APTA Signal and Communications Standards- Miami, FL - Feb 25-26, 2015	\$ 515.88	To establish a process of review and approval of APTA Transit System standards in the field of signals and communications. APTA is requesting our assistance based upon our demonstrated familiarity with current technology in these unique fields.	TC
Mayfield, Tanya	17310	2014 Annual Assoc. for Commuter Transportation - San Francisco, CA - Aug 2-6, 2014	\$ 3,338.98	This opportunity allowed Tanya to share revenue generating concepts with transit agency peers and TDM community partners. Tanya gained insight into peer agency trends and data not accessible through other associations, such as APTA. Gathered innovative program ideas from industry leaders and program participants.	OC
McCalla, Anthony	19210	Attend the CERT Program Manager/CERT Train the Trainer - Washington, DC - Nov 30-Dec 05, 2014	\$ 1,192.55	Grant Funded - To attend the Community Emergency Response Team (CERT) Program Manager/ Train the Trainer Training.	TR
McClendon, Ryland	17210	Joint Study on Critical Transportation Infrastructure Funding - Augusta, GA - Sept 29-30, 2014	\$ 76.50	MARTA was invited by the Study Committee to present about our funding needs. The Government Affairs staff accompanied Mr. Parker to the event because this was a legislative event.	GF
McClendon, Ryland	17210	2014 APTA Annual Meeting & Expo - Houston, TX - Oct 12-15, 2014	\$ 2,384.04	Attended conference for planning purposes as MARTA is scheduled to host this conference in 2017.	TC
McClendon, Ryland	17210	APTA Marketing & Communications Workshop - West Palm, FL - Feb 22-26, 2015	\$ 2,323.82	Attended training sessions to learn the best industry standards and practices in marketing and communication.	TC
McClendon, Ryland	17210	2015 APTA Legislative Conference - Washington, DC - Mar 8-11, 2015	\$ 2,715.61	Attended Federal Legislative and FTA activities, briefings and update regarding the transit industry. Met with GA legislators to provide MARTA updates and get feedback.	TC
McDonald, Edison	16730	Georgia Environmental Safety Conf - Savannah, GA - Oct. 6-10, 2014	\$ 1,252.20	Georgia Environmental Safety Conf - Savannah, GA - Oct. 6-10, 2014. Ms. Jones (Construction Safety Coordinator) attended the conference. The conference provided informative information on new environmental safety standards in an effort to enhance a quality forum for the education, training, and empowerment of environmental safety professionals. Additionally, the conference dedicates time to sharing information, ideas and solutions to enhance each other's programs and procedures.	TC

FY15 Summary of MARTA Staff Travel

NAME	Cost Ctr	Description & Date	Amount	Purpose & Detail	Code
Mckitt, Cedric	16810	MAX 2015- Dallas, TX - Mar 29 - Apr 3, 2015	\$ 1,397.66	Employee was selected to participate in the 2015 MAX program. The mission of the program is to advance workplace solutions to provide unsurpassed service to our workforce and our internal business partners, through leadership, routine excellence, and engagement.	OC
Mckitt, Cedric	16810	Max 2015 - Los Angeles, CA - May 10-15, 2015	\$ 1,897.50	Employee was selected to participate in the 2015 MAX program. The mission of the program is to advance workplace solutions to provide unsurpassed service to our workforce and our internal business partners, through leadership, routine excellence, and engagement.	OC
Merriweather, Anthony	14960	Conf. & Expo Review of Most Recent Equipment and Trends in the Parking Industry - Las Vegas, NV - Oct 19-23, 14	\$ 1,574.72	Review of Automated Parking Equipmnt & Recent Trends in the Parking Industry.	CP
Morrow, Anthony	15565	CPB 24769 New Bus Inspection - Winnipeg, Canada - Nov 23-26, 2014	\$ 2,054.99	On-site bus inspections as required by FTA.	CP
Moton, Andrae	16810	MAX Program - LA Metro Session - Los Angeles, CA - Sep 28 - Oct 3, 2014	\$ 1,735.50	Employee was selected to participate in the 2014 MAX program. The mission of the program is to advance workplace solutions to provide unsurpassed service to our workforce and our internal business partners, through leadership, routine excellence, and engagement.	OC
Moultrie, Annette	18680	South Yard Factory Acceptance Test - MARTA Witness - Rochester, NY - Nov 03-05 2014	\$ 1,297.28	This was the first Yard design to be tested and witnessed by MARTA, and was very important to verify the design so that future Yards would follow the same design.	CP
Moultrie, Annette	18680	Armour Yard TCSU Factory Inspection - Rochester, NY - Jan 12-15, 2015	\$ 1,630.52	This was the 2nd Yard (Armour Yard) to be factory tested and witnessed by MARTA.	CP
Moultrie, Annette	18680	Avondale Yard TCSU Factory Inspection - Rochester, NY - Mar 3-5, 2015	\$ 1,300.63	This was the final and largest Yard (Avondale Yard) to be factory tested and witnessed by MARTA.	CP
Muckenfuss, William	16720	Rectifier Factory Test Witnessing - Portland, OR - Oct 06-10, 2014	\$ 279.50	Rectifier Factory Test Witnessing - Portland, OR - Oct 06-10, 2014. CP B27665 JOC – G1-44 Lindbergh Center and North Avenue Stations Power Rectifiers Factory Testing (CP B32520 – Systemwide TPSS Replacements). The test witnessing ensures compliance with testing standard for equipment, prior to delivery to MARTA property, per contract specifications.	CP
Nash, Paula	16110	APTA Legal Affairs Seminar/CLE Credits - New Orleans, LA - Feb 21-24, 2015	\$ 1,749.97	Attended APTA Legal Affairs Seminar/CLE Credits.	TC
Nicolas, Stanley	15553	Mobility Pre-Production Meeting - Buffalo, NY - Sept 14-19, 2015	\$ 1,360.98	On-site Pre-productions meeting to go formally discuss bus specifications and expectations.	CP
O'Callaghan, B. Knox	22420	APTA Legislative Conference - Washington, DC - Mar 7-9, 2015	\$ 1,004.39	To represent MARTA's interests re proposed Federal Transit program and policy.	TC
O'Neil, Elizabeth	16110	APTA Legal Affairs Seminar/CLE Credits - New Orleans, LA - Feb 21-24, 2015	\$ 1,784.75	Attended APTA Legal Affairs Seminar/CLE Credits.	TC
Parker, Keith	11110	Leadership APTA Board Meeting - Washington, DC - Aug 7-8, 2014	\$976.47	Leadership APTA Board of Directors meeting. Met to select class of 2014 participants.	TC
Parker, Keith	11110	Intelligent Transportation Society of America World Congress - Detroit, MI - Sept 6-9, 2014	\$0.00	ITS America Board Meeting. The Congress is the world's largest event in intelligent systems and services. Made presentation on MARTA technology. (Travel covered by ITSA dues).	OC
Parker, Keith	11110	U.S. Department of Transportation/APTA Executive Committee Meetings - Washington, DC - Sept 11-12, 2014	\$1,072.91	Met with USDOT Secretary, Peter Rogoff. Also as a member of APTA Executive Committee, met to discuss APTA related issues including but not limited to budget, conferences and staffing.	TC

FY15 Summary of MARTA Staff Travel

NAME	Cost Ctr	Description & Date	Amount	Purpose & Detail	Code
Parker, Keith	11110	COMTO Braintrust/Congressional Legislative Visits - Washington, DC - Sept 25-27, 2014	\$1,505.93	The Braintrust includes experts, USDOT officials, and operators discussing issues affecting the transportation industry. Congressional Legislative visits include face-to-face meetings with members of the Georgia delegation as well as other relevant transportation leaders.	TC
Parker, Keith	11110	MAX Program - Graduation - Los Angeles, CA - Oct 2-3, 2014	\$849.92	The MAX Program is a multi-transit agency exchange program focusing on workforce development, which MARTA joined in 2014. Other agencies that participate are LA Metro, Dallas, and Denver.	OC
Parker, Keith	11110	Georgia Legislature Joint Study on Critical Transp. Infrastructure Funding - Augusta, GA - Sept 29-30, 2014	\$614.08	Provided "State of MARTA" presentation to elected officials and other key stakeholders involved in transportation funding.	OC
Parker, Keith	11110	2014 Rail Volution Conference - Minneapolis, MN - Sept 21-23, 2014	\$1,350.14	Attended as Panelist - "Emerging Issues in Transit", discussion of most pressing issues.	TC
Parker, Keith	11110	APTA Board of Directors/Leadership APTA - Washington, DC - Dec 4-6, 2014	\$893.93	Attended APTA Board Meeting/As a member of the Leadership APTA Committee, participated in a Work-Life Balance Session for the Class of 2015.	TC
Parker, Keith	11110	White House Forum on Veteran Hiring in Transportation - Washington, DC - Jan 21-22, 2015	\$676.68	Invited by the White House. Discussed best practices and opportunities to recruit, train, hire and retain Veterans and their spouses. Shared what MARTA is doing to advance opportunities for Veterans.	OC
Parker, Keith	11110	APTA Transit CEOs Seminar - Phoenix, AZ - Feb 6-9, 2015	\$2,172.27	Annual APTA seminar for CEOs across US and Canada - strategic, technical and policy work sessions.	
Parker, Keith	11110	ITSA Board/APTA Board/APTA Legislative Conference - Washington, DC - Mar 5-10, 2015	\$0.00	ITS America Board Meeting. Made presentation to Board of Directors regarding MARTA technology projects and efforts. (Travel covered by ITSA dues) Attended APTA Legislative Conference which directs the industry's advocacy effort and legislative strategy to the US Congress and Administration. Sessions with key members of Congress and Hill staff.	TC
Parker, Keith	11110	White House Business Council Roundtable - Washington, DC - May 13-14, 2015	\$773.73	Invited by the White House. Made presentation to small, medium and large business owners regarding how current federal transportation funding impacts local projects.	OC
Parker, Keith	11110	Georgia Chamber 2015 Spring Board Retreat - Greensboro, GA - May 17-18, 2015	\$767.27	Meeting featuring presentations on a number of the Georgia Chamber's top priorities. Provides guidance with regard to the Chamber's policy and membership efforts.	OC
Parker, Keith	11110	2015 LINK - Greater Toronto, Canada - May 6-9, 2015	\$3,630.00	Atlanta business and political leaders met with Greater Toronto leaders. Moderated a panel on public transportation.	TC
Parks, Hanethia	15511	Post Delivery Buy America Audit - Winnipeg, Canada - July 21-25, 2014	\$ 2,885.83	On-site Post Audit for the procurement of buses.	CP
Parks, Hanethia	15511	Post Delivery Buy America Audit - Winnipeg, Canada - Mar 30-Apr 3, 2015	\$ 2,685.55	On-site Post Audit for the procurement of buses.	CP
Paul Sam	18680	TCFU Factory Acceptance Test - Rochester, NY - Sept 14-19, 2014	\$ 1,452.56	This trip was for training to attend a workshop to develop the Original Equipment Manuals (OEM) and training manuals.	CP
Payne, Chloe	19210	Attend the Evaluation for Certification Training Course - Oxford, AL - Nov. 3-7, 2014	\$ 575.52	Attended the Evaluation for Certification Training.	TR
Payne, Gregory	10110	PCI TR-39 Training - Orlando, FL - Oct 5-10, 2014	\$ 3,760.35	Attended training on data security and key encryptions. This is a part of requirements for Payment Card Industry (PCI) Personal Identification Number (PIN) certification.	TR
Perry, Steve	15553	Inspect Mobility Vehicles - Rochester, NY - Jun 1-12, 2015	\$ 2,327.88	On-site L-Van Inspections as required by FTA.	CP
Perry, Steve	15553	Mobility Pre-Production Meeting - Elkhart, IN - Jun 17-22, 2014	\$ 2,393.67	On-site Pre-productions meeting to go formally discuss bus specifications and expectations.	CP

FY15 Summary of MARTA Staff Travel

NAME	Cost Ctr	Description & Date	Amount	Purpose & Detail	Code
Perry, Steve	15553	Mobility Pre Production Meeting - Elkhart, IN - Sept 22-27, 2014	\$ 1,972.75	On-site Pre-productions meeting to go formally discuss bus specifications and expectations.	CP
Perry, Steve	15553	Mobility/L-Van Inspections - Elkhart, IN - Mar 9-14, 2015	\$ 1,595.22	On-site L-Van Inspections as required by FTA.	CP
Putney, Taylor	16110	Workers' Compensation Law Institute - Saint Simons, GA	\$ 808.00	Workers' Compensation Law Institute.	OC
Ramirez, Cynthia	19210	Attend the Evaluation for Certification Training Course - Oxford, AL - Nov. 3-7, 2014	\$ 575.52	To attend the Evaluation for Certification Training.	TR
Ray, Joel	10410	PCI PIN and Key Mgmt Core Training - Orlando, FL - Oct 5-10, 2014	\$ 1,772.22	Training on data security and key encryptions. This is a part of requirements for Payment Card Industry (PCI) Personal Identification Number (PIN) certification.	TR
Ray, Teresa	18690	APTA SGR/Asset Management Working Group Salt Lake City, UT - Feb 18-20, 2015	\$ 1,528.92	Participating in the APTA SGR Working Group developing APTA papers related to SGR and Asset Management.	CP
Ray, Teresa	18690	Trapeze User Group / APTA SGR Asset Management Working Group - Cleveland, OH - May 13-15, 2015	\$ 813.42	Participating in the APTA SGR Working Group developing APTA papers related to SGR and Asset Management.	TC
Ray, Teresa	18690	Trapeze User Group - Orlando, FL - May 10-13, 2015	\$ 1,890.07	Have Systems Administrator responsibilities and Trapeze's FA Suite. Also working with Trapeze to develop and improve the Capital Improvement Module within FA Suite.	TR
Ray, Teresa	18690	NTI - TERM - Lite Training Class - Charlotte, SC - Mar 3-5, 2015	\$ 714.40	Attended training for the Transportation Economic Requirement Model (TERM-Lite).	CP
Rayford, Tiffney	12110	Contract & Procurement Fraud Class - Washington, DC - Jun 25-27, 2015	\$ 1,954.62	Fraud training for contract audit manager to gain a better understanding of contract fraud and assist Internal Audit in the identification of contract fraud.	TC
Raymell Shannon	10310	PCI TR -39 Training - Orlando, FL - Oct 5-10, 2014	\$ 3,760.35	Training on data security and key encryptions. This is a part of requirements for Payment Card Industry (PCI) Personal Identification Number (PIN) certification.	TR
Reece, Edward	19210	Attend Fort Stewart Recruitment Fair - Savannah, GA - Feb 9-10, 2015	\$ 158.60	To attend the Fort Stewart Recruitment Fair to recruit Transit Police Officers.	MI
Reece, Edward	19210	Fort Knox Career Fair -Fort Knox Kentucky - Jun 16-18, 2015	\$ 439.51	Attended the Fort Knox Recruitment Fair to recruit Transit Police Officers.	MI
Reumann, Rebecca	15920	National Transit Institute Course: Comprehensive ADA - Indianapolis, IN - Jun 17-20, 2014	\$ 1,615.68	Attended conference to learn several in-person interview/assessment tools and approaches to apply to MARTA. This is to support MTI (MARTA Transformation Initiative)-Paratransit Optimization Initiative.	OC
Rhein, Amanda	24210	Rail Volution Annual Conference - Minneapolis, MN - Sept 21-24, 2014	\$ 1,659.69	Rail-Volution showcases the link between land use, transportation and development with the goal of building livable communities with transit. Staff attended the conference to learn about best practices in TOD and to present on activities in Atlanta.	OC
Rhein, Amanda	24210	2014 ULI Fall Meeting in New York, NY - Oct 21-24, 2014	\$ 2,714.75	The ULI Fall Meeting provides attendees an opportunity to share best practices and get the latest information on trends affecting the real estate industry. Staff is a member of the Transit Oriented Development Council.	OC
Rhein, Amanda	24210	2015 National LOCUS Summit - Washington, DC - Jun 1-3, 2015	\$ 927.06	LOCUS Leadership Summit offers a forum for leaders from the public and real estate sectors to educate one another about groundbreaking design, planning, finance and management ideas; leverage their collective influence to change public policy on the local, state and federal levels; and facilitate high-level networking and strategic relationship building that would lead to focused smart growth development deals throughout the region. Staff presented upcoming TOD opportunities.	OC

FY15 Summary of MARTA Staff Travel

NAME	Cost Ctr	Description & Date	Amount	Purpose & Detail	Code
Rhein, Amanda	24210	Attend 2015 ULI Spring Meeting - Houston, TX - May 13-15	\$ 1,731.41	The ULI Spring Meeting provides attendees an opportunity to share best practices and get the latest information on trends affecting the real estate industry. Staff is a member of the Transit Oriented Development Council.	OC
Ridley, Rhonda	11910	Congressional Black Caucus 44th Legislative Conference - Washington, DC - Sept 24-28, 2014	\$ 3,004.54	Attended several transportation panels and discussions to gain knowledge on the latest updates regarding federal authorization bills and transportation priorities of the Obama Administration.	GF
Ridley, Rhonda	11910	Joint Study Committee Meeting - Transportation - Augusta, GA - Sept 29-30, 2014	\$ 304.36	MARTA was invited by the Study Committee to present about our funding needs. The Government Affairs staff accompanied Mr. Parker to the event because this was a legislative event.	GF
Ridley, Rhonda	11910	2015 APTA Legislative Conference - Washington, DC - Mar 9-11, 2015	\$ 1,142.14	Attended Federal Legislative and FTA activities, briefings and update regarding the transit industry. Met with GA legislators to provide MARTA updates and get feedback.	TC
Ridley, Rhonda	11910	GA Government Affairs Council Meeting - St. Simmons Island, GA - Jun 2-4, 2015	\$ 1,487.87	MARTA was invited by the Georgia Chamber Association to participate in their legislative wrap-up conference.	GF
Ridley, Rhonda	22435	GTA Conference - Athens, GA - Dec 3-4, 2014	\$ 213.35	Annual meeting of the Georgia Transit Association; as an active member of the Association's Legislative Committee.	OC
Riley, Duel	16810	MAX Program - LA Metro Session - Los Angeles, CA - Sept 28-Oct 3, 2014	\$ 1,519.50	Employee was selected to participate in the 2014 MAX program. The mission of the program is to advance workplace solutions to provide unsurpassed service to our workforce and our internal business partners, through leadership, routine excellence, and engagement.	OC
Risco, Ferdinand	11710	ENO Transit Executive Seminar - Washington, DC - Sept 21-26, 2014	\$ 5,995.88	Nominated to participate in program geared at leadership development and connection-building in the transit industry.	TR
Risco, Ferdinand	11710	APTA 2014 Expo and Annual Meeting - Houston, TX - Oct 10-15, 2014	\$ 2,786.22	Attended for the purpose of learning best practices, gaining up-to-date information, engaging with other transit professionals.	TC
Risco, Ferdinand	11710	APTA Legislative Conference - Mar 7-10, 2015	\$ 1,234.08	Member of the Diversity Council, Small Business, HR and Workforce Development Committees. Attended respective committee meetings.	TC
Risco, Ferdinand	11710	APTA 2015 Bus & Paratransit Conference - Fort Worth, TX - May 1-7, 2015	\$ 2,660.36	Moderated APTA's Workforce Development's Round Table Session; attended the Diversity Council, Small Business, HR and Workforce Development Committee Meetings; and attended APTA's 2015 Veterans Hiring Fair and Workshop Event in an effort to increase representation of individuals with disabilities and Veterans within MARTA's workforce and the Georgia Unified Certification Program DBE database.	TC
Roberson, Tracie	22710	GTA Conference - Athens, GA - Dec 3-5, 2014	\$ 561.00	The GTA presents the legislative interests of rural and urban public transit entities; provides a forum for the exchange of information, ideas and experiences; works toward securing adequate and stable funds for public transit; and promotes a positive image of transit throughout Georgia.	TC

FY15 Summary of MARTA Staff Travel

NAME	Cost Ctr	Description & Date	Amount	Purpose & Detail	Code
Roberson, Tracie	22710	Transportation Planning Training - Seattle, WA - Jun 21-25, 2015	\$ 3,019.10	This training course provides a general introduction and overview of the metropolitan transportation planning process. The training program teaches both procedural and substantive aspects of the metropolitan transportation planning process as well as some "best practices" and federal requirements.	TR
Salter, Robin	22300	APTA Marketing and Communication Workshop - West Palm Beach, FL - Feb 22-25, 2015	\$ 1,943.70	This workshop is an intensive workshop focusing on all aspects of public transportation marketing and communications, including media relations, customer service, ridership initiatives, and best practices.	TR
Sen, Amitava	15230	Attend Rockwell-Collins (ARINC) User Group Conference - Annapolis, MD - Sept 9-11, 2014	\$ 660.44	Attended the Surface Transportation User Group Conference to gain knowledge for modifying and maintaining RSCC SCADA System and Network.	OC
Shannon, Raymell	16810	MAX 2015 - LA Trip - Los Angeles, CA - May 10-15, 2015	\$ 1,990.75	Employee was selected to participate in the 2015 MAX program. The mission of the program is to advance workplace solutions to provide unsurpassed service to our workforce and our internal business partners, through leadership, routine excellence, and engagement.	OC
Shannon, Raymell	16810	MAX 2015- Dallas, TX - Mar 29 - Apr 3, 2015	\$ 1,447.66	Employee was selected to participate in the 2015 MAX program. The mission of the program is to advance workplace solutions to provide unsurpassed service to our workforce and our internal business partners, through leadership, routine excellence, and engagement.	OC
Shavers, Toni	19210	Command College-Critical Incident Course-Columbus, GA - July 13-18, 2014	\$ 598.00	Attended the Critical Incident Course (Professional Development).	TR
Shavers, Toni	19210	Command College - Essential Skills and Professional - Columbus, GA - Nov. 2-7, 2014	\$ 653.20	Attended the Essential Skills and Professional Course (Professional Development).	TR
Sheth, Samir	18620	Attend CNG Fueling Station Design Training - Las Vegas, NV - May 10-13, 2015	\$1,900.26	This is the only course available that offers detailed technical to successfully design a CNG Fueling station.	TR
Shmukler, Gennady	10310	ARINC User Group Meeting - Annapolis, MD - Sept 8-13, 2014	\$ 670.44	User group training for our Supervisor & Control Systems AIM.	TR
Sibert, James	16730	State of Good Repair Conference - Washington, DC - Mar 10-12, 2015	\$ 1,683.30	2015 State of Good Repair Conference (SOGR) - Washington, DC - Mar 10-12, 2015. Mr. Sibert (Manager of System Safety Programs) attended the conference to enhance the Authority's knowledge of prioritizing the rehabilitation and replacement of existing capital assets, as well as evaluating the implications for transit. This conference provides the framework that builds upon a set of fundamental concepts and provides a basic set of steps for transit agencies to follow when evaluating and prioritizing investments.	TC
Sidifall, Janide	16810	Max 2015 - Dallas, TX - Mar 29-Apr 3, 2015	\$ 1,447.66	Employee was selected to participate in the 2015 MAX program. The mission of the program is to advance workplace solutions to provide unsurpassed service to our workforce and our internal business partners, through leadership, routine excellence, and engagement.	OC

FY15 Summary of MARTA Staff Travel

NAME	Cost Ctr	Description & Date	Amount	Purpose & Detail	Code
Sidifall, Janide	16810	Max 2015 - LA Trip - Los Angeles, CA - May 10-15, 2015	\$ 2,086.50	Employee was selected to participate in the 2015 MAX program. The mission of the program is to advance workplace solutions to provide unsurpassed service to our workforce and our internal business partners, through leadership, routine excellence, and engagement.	OC
Smiley, Kenyata	22420	APTA Legislative Conference and Federal Meetings - Washington, DC - Mar 7-9, 2015	\$ 948.41	To represent MARTA's interests re proposed Federal Transit program and policy.	TC
Smith, Antoine	11720	DBE Statewide Conference - Jekyll Island, GA - Sept 23-26, 2014	\$ 1,017.69	Participated as a panelist on "Doing Business with MARTA" in order to educate and increase the number of small and disadvantaged business enterprises that are "ready, willing, and able" to fully participate in transit-related procurements and solicitations; and to establish relationships with industry experts, prime contractors, and GDOT personnel.	TC
Smith, Carol	22310	NTI Tile VI and Public Transit Training - Arlington, VA - Sept 15-17, 2014	\$ 1,711.44	This course will help practitioners appreciate the importance of transit equity considerations during the day-to-day life of transit planning, management, and operations. It is designed to provide accurate information on a variety of equity considerations an agency is exposed to on a daily basis.	TR
Smith, Carol	22310	LA Metro Peer Review - Los Angeles, CA - Jan 25 - 30, 2015	\$ 870.70	Appointed by the AGM of Planning to serve on an APTA peer panel tasked with reviewing LA Metro fares.	MI
Smith, Garland	19210	Attend the Evaluation for Certification Training Course - Oxford, AL - Nov. 3-7, 2014	\$ 575.52	To attend the Evaluation for Certification Training.	TR
Springstead, David	18690	Alstom Meeting - Rochester, NY - Jun 9-10, 2015	\$ 1,172.26	This trip involved Alstom and MARTA senior management to discuss current issues and find solutions to keep the project progressing.	TC
Springstead, David	18690	APTA Rail Conference - Salt Lake City, UT - Jun 20-24, 2015	\$ 3,258.14	Attended to increase my effectiveness in System Engineering and to network with other transit industries personnel, which included participation in work sessions and exhibits.	GF
Springstead, David	18690	DOT/FHA and FTA Workshops and Performance Management Group - Denver, CO - Jun 2-4, 2015	\$ 1,100.38	Participated in the Department of Transportation, Federal Highway Administration and Federal Transportation Administration workshop and performance management.	TC
Springstead, David	18690	APTA Annual Meeting & EXPO - Houston, TX - Oct 12-14, 2014	\$ 1,788.62	Served as a Committee Chair for APTA and was a participant of the APTA Leadership class.	TC
Springstead, David	18690	APTA Rail Conference - Seattle, WA - July 21-24, 2014	\$ 1,832.44	A participant of APTA Leadership Class.	TC
Springstead, David	18690	Attend APTA State of Good Repair Transit Asset Management - Denver, CO - Nov 19-23, 2014	\$ 1,178.28	Served as a co-chair and was asked to participate in the APTA State of Good Repair/Transit Asset Management Working Group. To develop key documents to assist the transit industry's Asset Management/State of Good Repair program.	MI
Springstead, David	18690	Viewed the Design and Took a Test ride of the Prototype Railcar; Visited WMATA Maintenance Facility - Washington, DC - Dec 2-5, 2014	\$ 1,987.81	Representatives of MARTA's railcar team visited and viewed the Kawasaki railcar design and test rode a prototype railcar.	OC
Springstead, David	18690	Transportation Research Board 94th Annual Meeting - Washington, DC - Jan 10-13, 2015	\$ 1,905.70	Served as a committee member of the Transportation Research Board and was a presenter at the Annual Meeting.	OC
Springstead, David	18690	INCOSE 25th Anniversary Annual International Workshop - Los Angeles, CA - Jan 24-28, 2015	\$ 1,964.72	Served as a session co-chairperson and/or co-facilitator for INCOSE 25th Anniversary Annual Internal Workshop.	TC
Springstead, David	18690	APTA Research & Technology Committee Strategic Planning Session - Tampa, FL - Feb 18-21, 2015	\$ 995.03	Served as chair of APTA's System Engineering Committee which includes participation in the Research & Technology committee Strategic Planning session.	OC

FY15 Summary of MARTA Staff Travel

NAME	Cost Ctr	Description & Date	Amount	Purpose & Detail	Code
Springstead, David	18690	Keynote Speaker at the Global Mass Transit State of Good Repair - Washington, DC - Mar 10-13, 2015	\$ 1,613.33	Served as a Keynote Speaker at the Global Mass Transit State of Good Repair Conference	TC
Stewart, Hildridge	18690	Eastern Signal Engineers Spring Meeting - New Bern, NC - Apr 7-9, 2015	\$ 753.10	Participate in discussions with ESE members regarding equipment & procedure failures reported to the Federal Railroad Administration.	TC
Stewart, Hildridge	15230	To Review and Approve ALSTOM's Factory Acceptance Testing - Rochester, NY - Jan 1-23, 2015	\$ 2,204.17	MARTA witness of the Factory Acceptance Tests	CP
Stewart, Hildridge	15230	ALSTOM's Factory Acceptance Testing - Rochester, NY - Mar 15-20, 2015	\$ 2,055.30	MARTA witness of the Factory Acceptance Tests .	CP
Stripling, Roosevelt	16810	MAX Program - LA Metro Session - Los Angles, CA - Sept 28-Oct 3, 2014	\$ 1,447.22	Employee was selected to participate in the 2014 MAX program. The mission of the program is to advance workplace solutions to provide unsurpassed service to our workforce and our internal business partners, through leadership, routine excellence, and engagement.	OC
Tate, Umar	22710	GTA Conference - Athens, GA - Dec 2-5, 2014	\$ 592.00	The GTA presents the legislative interests of rural and urban public transit entities; provides a forum for the exchange of information, ideas and experiences; works toward securing adequate and stable funds for public transit; and promotes a positive image of transit throughout Georgia.	TC
Tate, Umar	22710	Trapeze User Conference - Orlando, FL - May 10-14, 2015	\$ 2,155.72	To learn how to implement and use the latest features and see what's planned for future releases. I'll also develop better contacts with industry experts and gain knowledge in specific areas of Trapeze Integrated Solutions. These "wins" will pay off in the form of streamlined practices, tested solutions, and a network of peers to call upon when troubleshooting, all invaluable tools.	TC
Taylor, Warren	15721	APTA International Rail Rodeo - Salt Lake City, UT - Jun 14-22, 2015	\$ 2,974.73	Attended the 2015 APTA International Rail Rodeo, June 17-21, 2014 in Salt Lake City, UT as a Rail Rodeo Committee Member.	RO
Taylor, Warren	15741	WMATA Site Visit - Washington, DC - Dec 2-5, 2014	\$ 1,961.51	To visit WAMA in Washington, DC to review the designs and a test Kawasaki rail car.	MI
Taylor, William	11810	Gilling Bus Tour - Hayward, CA - Apr 20-22, 2015	\$ 1,226.20	Gilig - Bus Manufacturer Site Tour .	MI
Taylor, William	11810	Nova Bus Tour, - Plattsburgh, NY - Mar 23-25, 2015	\$ 939.48	Nova - Bus Manufacturer Site Tour .	MI
Taylor, William	11810	Bus Tour - St. Cloud, MN - Apr 27-29, 2015	\$ 816.20	New Flyer - Bus Manufacturer Site Tour .	MI
Taylor, William	11810	APTA Conference - Ft Worth, TX - May 2-4, 2015	\$ 2,233.23	Attendee at APTA Bus Conference.	TC
Taylor, William	15511	Inspection of Prototype Mobility Vehicle - Elkhart, Indiana - Jun 16-19, 2014	\$ 1,120.89	On-site L-Van Inspections as required by FTA.	CP
Thomas, Robert	14960	Conf. & Expo Review of Most Recent Equipment and Trends in the Parking Industry - Las Vegas, NV - Oct 19-23, 14	\$ 1,823.79	Review of Automated Parking Equipmnt & Recent Trends in the Parking Industry.	CP
	22620	ULI Spring 2015 Meeting - Houston, TX - May 13-15, 2015	\$1,139.97	Attended as ULI panel member for "Boardroom Conversation: Myth and Facts: What Will Millennials Do Next?" and for professional development.	OC
Thomas, Rukiya					
Thompson, Stephon	12110	2015 Bus and Paratransit Conf. - FL Worth, TX - May 3-6, 2015	\$ 1,030.50	AGM of Internal Audit attended the bus and paratransit conference to learn more about transit.	TC
Tidwell, Mia	15910	Transit Site Visit - Jacksonville, FL - Jun 12-14, 2014	\$ 865.45	Site-visit to review JTA(Jacksonville Transit Authority) in-person interview assessment tools, approaches to paratransit eligibility and travel training programs. This is to support MTI (MARTA Transformation Initiative)-Paratransit Optimization Initiative.	MI

FY15 Summary of MARTA Staff Travel

NAME	Cost Ctr	Description & Date	Amount	Purpose & Detail	Code
VanSickle, Ryan	16810	MAX Program - LA Metro Session - Los Angeles, CA - Sept 28-Oct 3, 2014	\$ 1,575.50	Employee was selected to participate in the 2014 MAX program. The mission of the program is to advance workplace solutions to provide unsurpassed service to our workforce and our internal business partners, through leadership, routine excellence, and engagement.	OC
Walker, Phyllis A	16810	MAX Program - Los Angeles, CA - Sept 28-Oct 3, 2014	\$ 1,535.50	Employee was selected to participate in the 2014 MAX program. The mission of the program is to advance workplace solutions to provide unsurpassed service to our workforce and our internal business partners, through leadership, routine excellence, and engagement.	OC
Wallace, Richard	22110	ERSI User Conference - San Diego, CA - July 12-18, 2014	\$ 2,646.57	Conference provides ESRI software training and opportunities to get technical questions answered by ESRI staff. Opportunity to share best practices; user-user communications; learn how to leverage GIS capabilities to maximize GIS resource.	TC
Ward, Jason	22230	Rail Volution Conference - Minneapolis, MN - Sept 21-24, 2014	\$ 1,674.68	Rail-Volution showcases the link between land use, transportation and development with the goal of building livable communities with transit. Staff attended the conference to learn about best practices in TOD and to present on activities in Atlanta.	TC
Weber, John	15610	APTA Operating Practices Working Group Meeting - Sacramento, CA - May 3-7, 2015	\$ 1,076.40	Attendance to the regional APTA OP Committee Meeting as a member of the Operating Committee.	TC
Weber, John	11810	APTA Operating Committee Meeting - Boston, MA - Oct 21-23, 2014	\$ 1,158.54	Attended the regional APTA OP Committee Meeting as a member of the Operating Committee.	TC
Weber, John	11810	WMATA Site Visit - Washington, DC - Dec 2-5, 2014	\$ 1,817.64	WMATA/View Kawasaki Rail Cars.	CP
Whitfield, Denise	22230	Panelist at Rail Volution Conference - Minneapolis, MN - Sept 21-24, 2014	\$ 1,758.34	Rail-Volution showcases the link between land use, transportation and development with the goal of building livable communities with transit. Staff attended the conference to learn about best practices in TOD and to present on activities in Atlanta.	TC
Williams, Arthur	19210	Fort Sill Military Career Fair - Fort Sill, OK - Jun 23-25, 2015	\$ 1,060.33	To attend the Fort Sill Recruitment Fair to recruit Transit Police Officers.	MI
Williams, Derek	16810	MAX 2015 - Dallas, TX - Mar 29-Apr 3, 2015	\$ 1,498.70	Employee was selected to participate in the 2015 MAX program. The mission of the program is to advance workplace solutions to provide unsurpassed service to our workforce and our internal business partners, through leadership, routine excellence, and engagement.	OC
Williams, Derek	16810	MAX Program 2015 - Los Angeles, CA - May 10-15, 2015	\$ 2,019.50	Employee was selected to participate in the 2015 MAX program. The mission of the program is to advance workplace solutions to provide unsurpassed service to our workforce and our internal business partners, through leadership, routine excellence, and engagement.	OC
Williams, Donald	22110	Smart Rail Conference - Charlotte, NC - Oct 28-29, 2014	\$ 645.58	Opportunity to meet the full range of experts involved in the procurement, deployment and long-term operations of new technology and services.	TC

FY15 Summary of MARTA Staff Travel

NAME	Cost Ctr	Description & Date	Amount	Purpose & Detail	Code
Williams, Donald	22710	2015 APTA Bus & Paratransit Conference - Fort Worth, TX - May 3-8, 2015	\$ 2,477.20	This workshop is for schedulers, planners, and personnel involved in the operation of all transit systems. Sessions will provide planners and schedulers with the latest in scheduling, facilities planning, technological advances, designing routes, and bus rapid transit.	TC
Woods, Henry	11810	APTA International Rail Rodeo Committee Meeting - Salt Lake City, Utah - Nov 5-7, 2014	\$ 1,768.59	Member of the planning committee for the APTA International Rodeo as well as Chairman of our local Rodeo committee.	RO
Woods, Henry	15630	APTA Rail Rodeo Salt Lake City, UT - Jun 16-22, 2015	\$ 2,751.73	Member of the planning committee for the APTA International Rodeo as well as Chairman of our local Rodeo committee.	RO
Wright, Clarence	18650	2014 American Railway Engineering and Maintenance of Way Assoc. Conf. - Chicago, IL - Sept 28-Oct 1, 2014	\$ 2,386.98	Network with engineering peers to discuss government and regulatory changes affecting rail properties.	TC
Yoo, Kenes	14310	GGFOA - Savannah, GA - Sept 28 - Oct 1, 2014	\$ 908.00	Attended finance and accounting related training.	TR
Zachery, Jerald	15230	Attending Meeting of the Eastern Signal Engineers - Newark, NJ - July 29-31, 2014	\$ 1,479.42	Participate in discussions with ESE members regarding equipment & procedure failures reported to the Federal Railroad Administration.	TC
Zachery, Jerald	18680	South Yard Factory Acceptance Test - MARTA Witness - Rochester, NY - Nov 09-15, 2014	\$ 2,416.34	This was the first Yard design to be tested and witnessed by MARTA, and was very important to verify the design so that future Yards would follow the same design.	CP
Zachery, Jerald	18690	Eastern Signal Engineers Spring Meeting - New Bern, NC - Apr 7-9, 2015	\$ 753.10	Participate in discussions with ESE members regarding equipment & procedure failures reported to the Federal Railroad Administration.	OC
Zachery, Jerald	18680	South Yard Factory Acceptance Test - Marta Witness - Rochester, NY - Mar 8-14, 2015	\$ 2,136.22	This was the final and largest Yard (Avondale Yard) to be factory tested and witnessed by MARTA.	GF
TOTAL			\$ 418,476.33		

Employee Salaries

METROPOLITAN ATLANTA RAPID TRANSIT AUTHORITY

EMPLOYEES WITH ANNUAL COMPENSATION OF \$20,000 OR MORE

The salary section of the FY 2015 MARTOC Report lists all MARTA employees who have an annual base salary of \$20,000 or more or those who have earned \$20,000 or more during the reporting period (July 1, 2014 through June 30, 2015).

METROPOLITAN ATLANTA RAPID TRANSIT AUTHORITY

EMPLOYEES WITH ANNUAL COMPENSATION OF \$20,000 OR MORE

The following definitions explain the figures reflected in the report:

- **Base Salary** – The annual salary for non-union employees; the hourly rate multiplied by the total annual regular hours for union employees for the respective fiscal year.
- **Difference (+/-)** – The difference between the current annual base salary and the previous base salary. May include automatic step increases (union employees), promotions, progressions, employees moving from parttime to full-time positions, adjustments resulting from wage/salary updates, and other salary adjustments.
- **Regular Earnings** – Includes time entry wages/salary, Paid Time Off (PTO) taken, Vacation, Sick Leave, Holiday pay, and other leave pay, etc.
- **Overtime Earnings** – Overtime payments are made for (1) scheduled overtime, in which overtime is built into the employee's routine work assignment (ie., Bus Operators who pick work that pays more than 8 hours a day), and (2) unscheduled overtime, in which overtime is assigned, as needed, to cover employee absences or to meet special work needs. Unscheduled Overtime is necessary for any number of reasons, including but not limited to, unexpected employee absences, unanticipated needs for repair work either to stations, tracks, buses or trains, and/or similar situations.
- **Other Earnings** – Includes Paid Time Off (PTO) sold, uniform/tool allowance, jury duty, and military pay.
- **Gross Earnings** – Reflects fiscal year-to-date gross earnings. May include overtime pay, deferred compensation, sold PTO, union arbitration awards, taxable value of such perquisites as use of company car and life insurance, uniform/tool allowance, and other pay peculiar to existing MARTA employment agreements.

An asterisk before the position indicates a bargaining unit position.

MARTOC REPORT

EE NUMBER	TITLE	FY 14	FY 15	DIFFERENCE	REGULAR	OVERTIME	OTHER	TOTAL
		BASE SALARY	BASE SALARY	+/-	EARNINGS	EARNINGS	EARNINGS	EARNINGS
0000324228	PARKING SERVICES REP	22,483.50	23,166.00	682.50	22,861.23	2,460.30	1,613.05	26,934.58
0000320486	*BUS OPERATOR	40,643.20	43,118.40	2,475.20	40,087.98	6,614.85	0.00	46,702.83
0000315788	*RAIL STATION CLEANER	28,412.80	30,139.20	1,726.40	30,782.61	5,174.45	0.00	35,957.06
0000328850	*JOURNEYMAN ET-TRAIN CONTROL	42,390.40	46,467.20	4,076.80	45,588.41	25,825.26	225.00	71,638.67
0000303344	DIVISION DISPATCHER	51,771.20	53,331.20	1,560.00	52,587.59	2,551.24	2,737.90	57,876.73
0000327035	*JOURNEYMAN ET-RAIL CAR MAINT	43,804.80	46,467.20	2,662.40	44,757.43	12,289.80	225.00	57,272.23
0000303792	*BUS OPERATOR	40,643.20	43,118.40	2,475.20	44,823.38	13,621.15	0.00	58,444.53
0000308057	DIVISION DISPATCHER	48,048.00	49,483.20	1,435.20	41,425.23	1,247.40	12,212.29	54,884.92
0000306520	*BUS OPERATOR	40,643.20	43,118.40	2,475.20	35,466.10	7,423.74	0.00	42,889.84
0000330835	TRANSIT POLICE OFFICER SR	45,032.00	48,256.00	3,224.00	44,874.71	15,491.79	2,381.50	62,748.00
0000327566	*JOURNEYMAN AUTOMOTIVE TECH	43,804.80	46,467.20	2,662.40	45,581.65	12,696.51	225.00	58,503.16
0000327032	*JOURNEYMAN ET-RAIL CAR MAINT	43,804.80	46,467.20	2,662.40	44,690.15	9,429.50	225.00	54,344.65
0000332656	*MOBILITY OPERATOR	27,664.00	27,664.00	0.00	24,590.42	9,389.78	0.00	33,980.20
0000322570	*SERVICEPERSON VII GROUNDSKEEPR	32,281.60	34,257.60	1,976.00	32,884.84	2,637.87	0.00	35,522.71
0000332202	*SERVICEPERSON I	28,828.80	32,323.20	3,494.40	31,254.13	1,976.12	0.00	33,230.25
0000323300	COMMUNICATIONS ENGINEER VI	80,000.18	82,400.24	2,400.06	80,800.99	0.00	1,538.47	82,339.46
0000321734	CONTRACT PROFESSIONAL	0.00	0.00	0.00	92,425.00	7,350.00	0.00	99,775.00
0000306221	*JOURNEYMAN ET-RAIL CAR MAINT	43,804.80	46,467.20	2,662.40	45,723.90	2,130.21	225.00	48,079.11
0000333272	TRANSIT POLICE OFFICER SR	52,187.20	52,187.20	0.00	34,783.43	15,237.19	0.00	50,020.62
0000314859	*BUS OPERATOR	40,643.20	43,118.40	2,475.20	41,258.73	4,250.29	0.00	45,509.02
0000303666	SUPV BUS TRANSPORTATION	48,588.80	50,044.80	1,456.00	49,728.77	26,437.68	5,407.84	81,574.29
0000306619	SUPV BUS TRANSPORTATION	48,048.00	49,483.20	1,435.20	48,389.89	814.28	1,016.40	50,220.57
0000332187	*BUS OPERATOR	33,404.80	33,404.80	0.00	28,707.60	2,133.73	0.00	30,841.33
0000323830	*INSPECTOR	41,267.20	44,200.00	2,932.80	43,288.65	4,095.09	225.00	47,608.74
0000327671	*JOURNEYMAN ELEC POWER ELECT	43,804.80	46,467.20	2,662.40	46,003.55	18,964.23	225.00	65,192.78
0000322046	*SERVICEPERSON I (A)	31,824.00	34,257.60	2,433.60	30,093.53	2,452.07	320.98	32,866.58
0000318939	*RAIL STATION CLEANER	28,412.80	30,139.20	1,726.40	29,919.11	4,195.56	0.00	34,114.67
0000306310	*INSPECTOR (DATE LAST EMPLOYED 2014-12-01 00:12:00)	43,118.40	43,118.40	0.00	21,665.62	1,096.11	225.00	22,986.73
0000302561	FARE COLLECTION PROCESSOR	22,483.50	23,166.00	682.50	23,362.74	1,703.66	0.00	25,066.40
0000320333	PERFORMANCE ANALYST	64,639.12	66,578.20	1,939.08	64,539.98	0.00	3,231.99	67,771.97
0000302866	*BUS OPERATOR	40,643.20	43,118.40	2,475.20	42,148.61	1,762.04	0.00	43,910.65
0000304217	HUMAN RESOURCES SYSTEMS ADMIN	74,863.36	77,109.24	2,245.88	72,445.04	0.00	2,591.46	75,036.50
0000305900	PERFORMANCE ANALYST	66,700.40	68,701.36	2,000.96	67,110.96	0.00	256.54	67,367.50
0000302113	SR RADIO COMMUNICATIONS ENGR	77,142.78	79,457.04	2,314.26	77,914.49	0.00	8,901.10	86,815.59

MARTOC REPORT

EE NUMBER	TITLE	FY 14	FY 15	DIFFERENCE	REGULAR	OVERTIME	OTHER	TOTAL
		BASE SALARY	BASE SALARY	+/-	EARNINGS	EARNINGS	EARNINGS	EARNINGS
0000328051	CONTRACT SPECIALIST III (DATE LAST EMPLOYED 2015-04-09 00:04:00)	67,998.06	67,998.06	0.00	58,217.71	0.00	6,431.58	64,649.29
0000331840	CONTRACT PROFESSIONAL	0.00	0.00	0.00	80,876.25	0.00	0.00	80,876.25
0000306642	*BUS OPERATOR	34,548.80	39,894.40	5,345.60	38,861.40	3,058.53	0.00	41,919.93
0000304311	*BUS OPERATOR (DATE LAST EMPLOYED 2015-03-01 00:03:00)	40,643.20	41,870.40	1,227.20	37,381.49	22,201.06	0.00	59,582.55
0000331809	*BUS OPERATOR	28,454.40	33,404.80	4,950.40	28,879.98	2,856.63	0.00	31,736.61
0000316283	*TRACK MAINTAINER	43,118.40	45,739.20	2,620.80	46,965.66	2,226.04	0.00	49,191.70
0000303322	CONTRACT PROFESSIONAL	0.00	0.00	0.00	83,902.50	360.00	0.00	84,262.50
0000331057	*RAIL OPERATOR	28,454.40	33,404.80	4,950.40	28,047.56	8,523.39	0.00	36,570.95
0000305845	*BUS OPERATOR	40,643.20	43,118.40	2,475.20	44,525.99	11,759.32	0.00	56,285.31
0000305997	*BUS OPERATOR	40,643.20	43,118.40	2,475.20	40,182.77	659.84	0.00	40,842.61
0000323609	*MOBILITY OPERATOR	28,766.40	32,260.80	3,494.40	30,452.65	8,238.87	0.00	38,691.52
0000327858	*MOBILITY OPERATOR	24,564.80	27,664.00	3,099.20	24,391.04	2,053.86	0.00	26,444.90
0000302773	*RAIL STATION CLEANER	28,412.80	30,139.20	1,726.40	31,724.62	3,813.34	0.00	35,537.96
0000322738	*JOURNEYMAN AUTOMOTIVE TECH	43,804.80	46,467.20	2,662.40	45,469.12	15,363.11	225.00	61,057.23
0000333217	TRANSIT POLICE OFFICER SR	44,595.20	44,595.20	0.00	31,480.49	10,508.93	0.00	41,989.42
0000318010	*RAIL OPERATOR	40,643.20	43,118.40	2,475.20	43,057.53	10,375.50	0.00	53,433.03
0000326270	*JOURNEYMAN ET-TRAIN CONTROL	43,804.80	46,467.20	2,662.40	47,966.38	36,782.52	225.00	84,973.90
0000304699	*MATERIAL CONTROLLER	42,369.60	44,948.80	2,579.20	43,754.23	3,030.55	0.00	46,784.78
0000303342	CONTRACT AGM	0.00	0.00	0.00	187,174.68	0.00	0.00	187,174.68
0000305413	*MATERIAL CONTROLLER	42,369.60	44,948.80	2,579.20	43,553.61	2,250.29	0.00	45,803.90
0000330152	*RAIL STATION CLEANER	26,894.40	30,139.20	3,244.80	28,155.01	886.12	0.00	29,041.13
0000332648	*MOBILITY OPERATOR	27,664.00	27,664.00	0.00	22,087.98	962.71	0.00	23,050.69
0000330929	*BUS OPERATOR	31,491.20	33,404.80	1,913.60	32,617.90	13,131.78	0.00	45,749.68
0000302597	*BUS OPERATOR	40,643.20	43,118.40	2,475.20	37,770.53	6,121.00	165.07	44,056.60
0000302548	SR GRAPHICS DESIGNER	50,703.38	52,224.38	1,521.00	51,210.51	0.00	4,524.06	55,734.57
0000322682	*JOURNEYMAN ET-RADIO MAINT	43,804.80	46,467.20	2,662.40	45,873.89	12,693.90	225.00	58,792.79
0000303056	SUPV CAR REPAIR INSPECTION	52,104.00	53,664.00	1,560.00	53,154.91	7,252.00	5,360.71	65,767.62
0000316060	*BUS OPERATOR	40,643.20	43,118.40	2,475.20	41,296.76	1,968.44	0.00	43,265.20
0000304982	SR PROJECT MANAGER	96,995.86	99,905.78	2,909.92	97,593.23	0.00	7,834.31	105,427.54
0000304792	*RAIL STATION CLEANER	28,412.80	30,139.20	1,726.40	31,483.05	5,753.80	0.00	37,236.85
0000317919	*RAIL STATION CLEANER	28,412.80	30,139.20	1,726.40	29,984.77	5,838.01	0.00	35,822.78
0000323745	*BUS OPERATOR (DATE LAST EMPLOYED 2015-06-01 00:06:00)	40,643.20	41,870.40	1,227.20	40,349.42	5,911.81	0.00	46,261.23
0000305143	*SERVICEPERSON V	43,118.40	45,739.20	2,620.80	45,873.64	8,347.68	0.00	54,221.32
0000316367	MYSTERY CUSTOMER PROJECT ANALY	53,854.32	55,469.96	1,615.64	54,393.12	0.00	2,678.92	57,072.04

MARTOC REPORT

EE NUMBER	TITLE	FY 14	FY 15	DIFFERENCE	REGULAR	OVERTIME	OTHER	TOTAL
		BASE SALARY	BASE SALARY	+/-	EARNINGS	EARNINGS	EARNINGS	EARNINGS
0000303490	TRANSIT POLICE OFFICER SR	54,787.20	56,430.40	1,643.20	56,046.25	12,435.82	5,373.36	73,855.43
0000304446	TRANSIT POLICE OFFICER SR	54,787.20	56,430.40	1,643.20	53,333.23	27,024.85	9,170.80	89,528.88
0000327626	*RAIL OPERATOR	34,548.80	39,894.40	5,345.60	19,974.01	4,059.92	0.00	24,033.93
0000327637	*BUS OPERATOR	34,548.80	39,894.40	5,345.60	38,019.94	4,390.26	0.00	42,410.20
0000329345	*JOURNEYMAN RAIL CAR MECHANIC	40,643.20	42,016.00	1,372.80	43,126.47	2,678.83	225.00	46,030.30
0000321370	*BUS OPERATOR	40,643.20	43,118.40	2,475.20	43,354.18	5,206.43	0.00	48,560.61
0000303981	*RAIL OPERATOR	40,643.20	43,118.40	2,475.20	42,467.63	5,996.47	0.00	48,464.10
0000331312	*BUS OPERATOR	28,454.40	33,404.80	4,950.40	32,335.79	10,872.56	0.00	43,208.35
0000321278	*STATION AGENT	37,169.60	39,436.80	2,267.20	40,327.48	42,466.93	0.00	82,794.41
0000324778	*BUS OPERATOR	40,643.20	43,118.40	2,475.20	42,883.19	8,021.39	0.00	50,904.58
0000331538	*JOURNEYMAN ET-TRAIN CONTROL	41,080.00	43,908.80	2,828.80	43,806.90	33,243.28	225.00	77,275.18
0000324130	*RAIL STATION CLEANER	28,412.80	30,139.20	1,726.40	29,081.64	2,833.92	0.00	31,915.56
0000321209	*INSPECTOR	43,118.40	45,739.20	2,620.80	47,804.77	16,286.89	390.84	64,482.50
0000304673	*JOURNEYMAN ET-TRAIN CONTROL	43,804.80	46,467.20	2,662.40	47,730.49	23,549.73	225.00	71,505.22
0000331059	*RAIL STATION CLEANER	25,500.80	28,537.60	3,036.80	27,854.85	6,571.20	0.00	34,426.05
0000323734	*BUS OPERATOR	40,643.20	43,118.40	2,475.20	34,171.08	1,760.52	0.00	35,931.60
0000304932	MOBILITY SYSTEM DATA SPECIALIST	33,072.00	34,066.50	994.50	34,042.96	12,064.92	1,272.00	47,379.88
0000332576	AUDITOR I	40,000.22	41,200.12	1,199.90	40,400.42	0.00	0.00	40,400.42
0000320437	*SERVICEPERSON I	31,824.00	33,758.40	1,934.40	33,111.62	5,501.79	0.00	38,613.41
0000303627	SUPV CAR REPAIR INSPECTION (DATE LAST EMPLOYED 2014-12-01 00:12:00)	52,104.00	52,104.00	0.00	24,969.85	5,285.56	3,707.66	33,963.07
0000332949	MGR CONTRACTS	88,232.30	88,232.30	0.00	71,264.70	0.00	0.00	71,264.70
0000306628	TRANSIT POLICE SERGEANT	65,936.00	67,912.00	1,976.00	68,227.92	20,137.47	7,608.00	95,973.39
0000316920	SUPV CAR REPAIR INSPECTION	52,104.00	53,664.00	1,560.00	54,052.89	5,736.45	2,730.45	62,519.79
0000321233	*MOBILITY OPERATOR	30,409.60	32,260.80	1,851.20	29,909.27	6,436.96	0.00	36,346.23
0000305542	PLANNING DATA ANALYST	51,021.88	52,552.50	1,530.62	51,532.47	0.00	3,924.78	55,457.25
0000323528	*BUS OPERATOR	40,643.20	43,118.40	2,475.20	36,781.80	1,628.62	0.00	38,410.42
0000306257	*MOBILITY OPERATOR	30,409.60	32,260.80	1,851.20	33,558.76	32,557.80	0.00	66,116.56
0000322751	COMMUNICATIONS ENGINEER VI	84,000.02	86,519.94	2,519.92	84,840.44	0.00	3,446.16	88,286.60
0000303467	*BUS OPERATOR	40,643.20	43,118.40	2,475.20	44,262.39	17,460.56	0.00	61,722.95
0000304630	*JOURNEYMAN SUPPORT EQUIPMENT	43,804.80	46,467.20	2,662.40	45,889.50	3,299.41	225.00	49,413.91
0000303157	RETIREMENT BENEFITS ANALYST	51,223.12	52,759.72	1,536.60	51,735.62	0.00	3,152.21	54,887.83
0000333103	*BUS OPERATOR (DATE LAST EMPLOYED 2015-07-21 00:07:00)	30,180.80	30,180.80	0.00	19,158.31	4,245.83	0.00	23,404.14
0000303387	SUPT RAIL CAR MAINT	82,930.12	72,076.42	-10,853.70	73,864.36	0.00	13,033.99	86,898.35
0000322670	SAFETY OPERATIONAL OFFICER	60,279.44	67,978.30	7,698.86	63,509.94	0.00	0.00	63,509.94
0000304351	CONTRACT EMP ADMIN SUPPORT	0.00	0.00	0.00	26,753.00	2,336.64	0.00	29,089.64

MARTOC REPORT

EE NUMBER	TITLE	FY 14	FY 15	DIFFERENCE	REGULAR	OVERTIME	OTHER	TOTAL
		BASE SALARY	BASE SALARY	+/-	EARNINGS	EARNINGS	EARNINGS	EARNINGS
0000304632	*MOBILITY OPERATOR	30,409.60	32,260.80	1,851.20	29,850.35	679.14	0.00	30,529.49
0000320849	*TRACK WALKER	43,118.40	45,739.20	2,620.80	48,237.23	1,972.64	0.00	50,209.87
0000306347	*BUS OPERATOR	40,643.20	43,118.40	2,475.20	42,544.84	2,675.83	0.00	45,220.67
0000302004	SR RECRUITER	69,370.08	63,344.84	-6,025.24	69,458.56	0.00	1,947.03	71,405.59
0000322067	SPECIAL PROJECTS AUDITOR III	72,131.54	74,295.52	2,163.98	72,853.01	0.00	6,935.73	79,788.74
0000304129	*RAIL OPERATOR	40,643.20	43,118.40	2,475.20	42,817.46	8,435.82	0.00	51,253.28
0000321141	*BUS OPERATOR	40,643.20	43,118.40	2,475.20	45,751.20	23,430.68	0.00	69,181.88
0000327678	*JOURNEYMAN RAIL CAR MECHANIC	41,267.20	42,016.00	748.80	44,411.40	8,020.28	225.00	52,656.68
0000304886	SUPV MOBILITY TRANSPORTATION	45,281.60	46,633.60	1,352.00	38,452.37	2,438.27	9,927.12	50,817.76
0000317359	INFORMATION SYS ANALYST III	70,000.06	72,100.08	2,100.02	70,431.13	0.00	5,653.88	76,085.01
0000306488	FIELD INSPECTOR	51,226.50	52,767.00	1,540.50	54,236.18	23,360.65	0.00	77,596.83
0000303130	*BUS OPERATOR	40,643.20	43,118.40	2,475.20	44,971.89	9,683.59	0.00	54,655.48
0000303772	RAIL SERVICES CONTROLLER	53,435.20	63,356.80	9,921.60	61,228.08	24,657.37	1,182.80	87,068.25
0000302578	*INSPECTOR	43,118.40	45,739.20	2,620.80	46,340.37	1,969.50	225.00	48,534.87
0000303769	*REVENUE AGENT	38,376.00	41,329.60	2,953.60	40,641.31	1,576.29	0.00	42,217.60
0000304330	*TRACK MAINTAINER	43,118.40	45,739.20	2,620.80	46,099.28	4,712.21	0.00	50,811.49
0000328205	*MOBILITY OPERATOR	24,564.80	30,513.60	5,948.80	26,543.66	1,562.44	0.00	28,106.10
0000327862	*BUS OPERATOR	34,548.80	39,894.40	5,345.60	37,035.20	3,830.26	0.00	40,865.46
0000303664	*BUS OPERATOR	40,643.20	43,118.40	2,475.20	37,467.12	7,595.12	0.00	45,062.24
0000303073	*RAIL OPERATOR	40,643.20	43,118.40	2,475.20	42,620.44	17,206.28	0.00	59,826.72
0000306395	TRANSIT POLICE OFFICER SPECIAL	56,971.20	58,676.80	1,705.60	58,650.23	3,944.21	0.00	62,594.44
0000318013	*BUS OPERATOR	31,491.20	36,649.60	5,158.40	32,741.22	1,853.14	0.00	34,594.36
0000315370	PLANNER TRACK & STRUCTURES	52,104.00	53,664.00	1,560.00	53,739.77	9,882.25	3,507.00	67,129.02
0000323593	INSTRUCTOR RAIL OPERATIONS	57,720.00	59,446.40	1,726.40	58,075.20	0.00	3,330.00	61,405.20
0000302564	OFFICE ADMINISTRATOR I	44,044.26	45,365.58	1,321.32	44,315.48	0.00	1,863.42	46,178.90
0000332221	*SERVICEPERSON I	28,828.80	32,323.20	3,494.40	21,860.40	201.87	0.00	22,062.27
0000302052	GEN SUPT BUS MAINT	75,289.50	77,548.12	2,258.62	75,752.90	0.00	9,498.07	85,250.97
0000303084	*BUS OPERATOR	40,643.20	43,118.40	2,475.20	40,816.24	2,075.49	0.00	42,891.73
0000305256	*JOURNEYMAN ET-RAIL CAR MAINT	43,804.80	46,467.20	2,662.40	47,475.79	3,461.14	225.00	51,161.93
0000322688	TRANSIT POLICE OFFICER SPECIAL	54,787.20	58,676.80	3,889.60	60,275.17	32,129.78	1,317.00	93,721.95
0000321908	*INSPECTOR	39,603.20	42,016.00	2,412.80	41,839.61	227.75	441.90	42,509.26
0000327137	*MOBILITY OPERATOR	26,083.20	32,260.80	6,177.60	25,684.08	4,395.31	0.00	30,079.39
0000322125	*BUS OPERATOR	33,404.80	33,404.80	0.00	23,381.65	1,937.93	0.00	25,319.58
0000323718	*RAIL STATION CLEANER	28,412.80	30,139.20	1,726.40	29,569.23	1,160.78	0.00	30,730.01

MARTOC REPORT

EE NUMBER	TITLE	FY 14	FY 15	DIFFERENCE	REGULAR	OVERTIME	OTHER	TOTAL
		BASE SALARY	BASE SALARY	+/-	EARNINGS	EARNINGS	EARNINGS	EARNINGS
0000314970	*BUS OPERATOR	40,643.20	43,118.40	2,475.20	44,049.53	13,127.49	0.00	57,177.02
0000331114	*BUS OPERATOR	28,454.40	33,404.80	4,950.40	32,906.07	3,953.25	0.00	36,859.32
0000330167	*INSPECTOR	40,643.20	43,784.00	3,140.80	37,774.79	4,984.69	225.00	42,984.48
0000325711	TRANSIT POLICE OFFICER	33,696.00	39,665.60	5,969.60	39,092.30	7,763.09	2,258.22	49,113.61
0000315049	REVENUE OPERATIONS ANALYST II	51,304.50	52,843.70	1,539.20	51,817.65	0.00	4,341.16	56,158.81
0000325314	TRANSIT POLICE OFFICER SR (DATE LAST EMPLOYED 2015-07-03 00:07:00)	50,668.80	54,267.20	3,598.40	49,595.64	12,174.70	1,065.91	62,836.25
0000303376	FOREMAN TRAIN CONTROL	56,409.60	58,094.40	1,684.80	61,963.78	12,204.00	0.00	74,167.78
0000303940	ORG LEARNING SPECIALIST III	62,499.84	64,374.96	1,875.12	63,124.96	0.00	1,201.92	64,326.88
0000316477	SR MOBILITY SYS DATA SPEC (DATE LAST EMPLOYED 2015-04-27 00:04:00)	36,732.28	36,732.28	0.00	30,330.36	0.00	3,880.66	34,211.02
0000303765	*MATERIAL CONTROLLER	42,369.60	44,948.80	2,579.20	48,423.72	2,827.04	0.00	51,250.76
0000326712	*BUS OPERATOR	34,548.80	39,894.40	5,345.60	27,448.01	2,894.73	0.00	30,342.74
0000305051	INSTRUCTOR BUS OPERATIONS (DATE LAST EMPLOYED 2015-01-01 00:01:00)	56,950.40	56,950.40	0.00	31,235.10	0.00	4,234.87	35,469.97
0000303491	CRIMINAL JUSTICE ADMINISTRA	36,961.60	38,064.00	1,102.40	38,619.57	8,209.81	1,777.00	48,606.38
0000322490	*AA INSPECTOR	43,118.40	46,467.20	3,348.80	45,386.49	11,077.57	572.04	57,036.10
0000321066	*MOBILITY OPERATOR	30,409.60	32,260.80	1,851.20	32,783.63	22,660.60	233.92	55,678.15
0000316120	*TRACK MAINTAINER	43,118.40	45,739.20	2,620.80	45,413.59	2,959.02	0.00	48,372.61
0000306223	*BUS OPERATOR	40,643.20	43,118.40	2,475.20	43,370.93	5,069.86	0.00	48,440.79
0000327475	*BUS OPERATOR	34,548.80	39,894.40	5,345.60	37,821.74	4,725.04	0.00	42,546.78
0000322129	*RAIL OPERATOR	34,548.80	39,894.40	5,345.60	41,496.21	15,529.17	0.00	57,025.38
0000331594	*BUS OPERATOR	28,454.40	33,404.80	4,950.40	32,508.15	14,218.83	0.00	46,726.98
0000302624	MGR FINANCIAL PLAN ANALYSIS	94,511.30	97,346.60	2,835.30	95,456.80	0.00	0.00	95,456.80
0000322048	DISPATCHER RADIO COMMUNICATION	48,588.80	50,044.80	1,456.00	45,276.46	1,659.29	8,250.06	55,185.81
0000319483	*INSPECTOR	43,118.40	45,739.20	2,620.80	45,255.64	7,190.34	225.00	52,670.98
0000316577	SUPV BUS TRANSPORTATION	48,048.00	49,483.20	1,435.20	50,249.43	5,405.41	1,848.00	57,502.84
0000303222	*RAIL STATION CLEANER	28,412.80	30,139.20	1,726.40	31,575.04	7,330.56	0.00	38,905.60
0000328470	*INSPECTOR	41,267.20	43,908.80	2,641.60	37,239.11	930.66	225.00	38,394.77
0000326634	*MOBILITY OPERATOR	26,083.20	29,078.40	2,995.20	20,612.24	2,137.14	0.00	22,749.38
0000331537	*JOURNEYMAN ET-TRAIN CONTROL	41,080.00	43,908.80	2,828.80	44,550.77	16,614.01	225.00	61,389.78
0000316106	*BUS OPERATOR	40,643.20	43,118.40	2,475.20	41,777.18	5,348.48	805.20	47,930.86
0000317405	TRANSIT POLICE OFFICER SR (DATE LAST EMPLOYED 2014-12-01 00:12:00)	54,787.20	54,787.20	0.00	20,263.36	6,538.92	3,946.53	30,748.81
0000321909	*DYNAMOMETER OPERATOR	43,804.80	46,467.20	2,662.40	47,981.58	12,826.62	225.00	61,033.20
0000302697	*BUS OPERATOR	40,643.20	43,118.40	2,475.20	44,488.67	31,251.00	0.00	75,739.67
0000320229	DIR TECH INFRASTRUCTURE & PROD	97,500.00	116,390.04	18,890.04	111,149.52	0.00	0.00	111,149.52
0000314973	*MOBILITY OPERATOR	30,409.60	32,260.80	1,851.20	21,943.12	577.65	0.00	22,520.77

MARTOC REPORT

EE NUMBER	TITLE	FY 14	FY 15	DIFFERENCE	REGULAR	OVERTIME	OTHER	TOTAL
		BASE SALARY	BASE SALARY	+/-	EARNINGS	EARNINGS	EARNINGS	EARNINGS
0000303726	TRANSIT POLICE OFFICER SR	54,787.20	56,430.40	1,643.20	54,367.08	25,908.71	4,741.20	85,016.99
0000330161	DIR INFORMATION TECH AUDIT	104,000.00	107,120.00	3,120.00	105,040.12	0.00	3,733.34	108,773.46
0000303461	*BUS OPERATOR	40,643.20	43,118.40	2,475.20	43,280.10	24,811.89	0.00	68,091.99
0000304945	*SERVICEPERSON V	34,008.00	42,660.80	8,652.80	38,571.25	27,196.68	0.00	65,767.93
0000331732	CONTRACT EMP PT POLICE OFFICER	0.00	0.00	0.00	26,825.00	337.50	0.00	27,162.50
0000332068	*BUS OPERATOR	28,454.40	33,404.80	4,950.40	30,960.56	7,012.06	0.00	37,972.62
0000303052	*BUS OPERATOR (DATE LAST EMPLOYED 2015-01-01 00:01:00)	40,643.20	41,870.40	1,227.20	25,413.77	1,783.55	0.00	27,197.32
0000305946	SUPV RECORDS CENTER MAIL SVCS	63,974.04	65,656.24	1,682.20	64,614.06	0.00	1,230.27	65,844.33
0000324644	*MOBILITY OPERATOR	28,766.40	32,260.80	3,494.40	29,994.40	667.13	0.00	30,661.53
0000319537	MGR POWER	80,739.36	83,161.52	2,422.16	80,615.83	0.00	1,248.37	81,864.20
0000304975	INSTRUCTOR BUS TECHNICAL	57,512.00	59,238.40	1,726.40	58,087.12	290.33	5,087.60	63,465.05
0000331213	*BUS OPERATOR	28,454.40	33,404.80	4,950.40	32,209.28	3,255.13	0.00	35,464.41
0000326987	IT PROJECT MANAGER	74,485.06	74,485.06	0.00	42,526.65	0.00	0.00	42,526.65
0000305114	*BUS OPERATOR	40,643.20	43,118.40	2,475.20	37,678.99	1,533.40	161.04	39,373.43
0000303860	*STATION AGENT	37,169.60	39,436.80	2,267.20	42,922.78	46,877.53	0.00	89,800.31
0000320653	*BUS OPERATOR	40,643.20	43,118.40	2,475.20	43,705.60	10,067.20	193.06	53,965.86
0000305161	*MOBILITY OPERATOR	30,409.60	32,260.80	1,851.20	31,136.23	4,700.35	0.00	35,836.58
0000332657	*MOBILITY OPERATOR	27,664.00	27,664.00	0.00	22,905.42	1,284.83	103.36	24,293.61
0000329349	*SERVICEPERSON I	31,824.00	33,758.40	1,934.40	34,015.80	2,765.04	244.80	37,025.64
0000302891	*JOURNEYMAN ET-LABORATORY	43,804.80	46,467.20	2,662.40	45,222.70	63.18	225.00	45,510.88
0000329975	RAIL SERVICES CONTROLLER	52,104.00	63,356.80	11,252.80	54,842.00	10,352.01	0.00	65,194.01
0000322241	*BUS OPERATOR	40,643.20	43,118.40	2,475.20	40,111.47	3,376.72	0.00	43,488.19
0000304085	*BUS OPERATOR	40,643.20	43,118.40	2,475.20	44,352.56	11,939.81	0.00	56,292.37
0000322036	*BUS OPERATOR	40,643.20	43,118.40	2,475.20	45,347.42	23,342.96	0.00	68,690.38
0000315315	*MOBILITY OPERATOR (DATE LAST EMPLOYED 2015-05-01 00:05:00)	30,409.60	31,324.80	915.20	32,452.28	24,649.15	0.00	57,101.43
0000302845	MOBILITY SYSTEM DATA SPECIALIST	33,052.50	34,047.00	994.50	33,497.52	12,744.35	1,856.05	48,097.92
0000331128	*SERVICEPERSON I (A) (DATE LAST EMPLOYED 2015-05-30 00:05:00)	30,846.40	33,259.20	2,412.80	31,657.64	1,334.70	0.00	32,992.34
0000306355	RAIL SERVICES CONTROLLER	52,104.00	63,356.80	11,252.80	62,407.15	23,153.93	2,661.30	88,222.38
0000330989	*MOBILITY OPERATOR	23,358.40	29,078.40	5,720.00	21,595.79	1,795.01	0.00	23,390.80
0000302407	TRANSIT POLICE OFFICER SR (DATE LAST EMPLOYED 2015-02-01 00:02:00)	54,787.20	54,787.20	0.00	32,182.21	6,104.32	2,458.58	40,745.11
0000302899	*JOURNEYMAN SUPPORT EQUIPMENT	43,804.80	46,467.20	2,662.40	45,481.54	2,009.17	225.00	47,715.71
0000331306	*JOURNEYMAN ET-RAIL CAR MAINT	41,080.00	43,908.80	2,828.80	44,282.46	14,685.78	225.00	59,193.24
0000303384	*JOURNEYMAN ET-TRAIN CONTROL	43,804.80	46,467.20	2,662.40	47,805.29	19,765.77	225.00	67,796.06
0000329036	*RAIL OPERATOR	31,491.20	36,649.60	5,158.40	35,524.96	2,804.01	0.00	38,328.97

MARTOC REPORT

EE NUMBER	TITLE	FY 14	FY 15	DIFFERENCE	REGULAR	OVERTIME	OTHER	TOTAL
		BASE SALARY	BASE SALARY	+/-	EARNINGS	EARNINGS	EARNINGS	EARNINGS
0000304952	*BUS OPERATOR	40,643.20	43,118.40	2,475.20	41,532.41	15,836.43	0.00	57,368.84
0000328454	*RAIL OPERATOR	34,548.80	39,894.40	5,345.60	37,176.47	14,332.40	0.00	51,508.87
0000314934	PROJECT MANAGER II	94,052.92	96,874.44	2,821.52	93,908.89	0.00	1,085.23	94,994.12
0000329833	*BUS OPERATOR	31,491.20	36,649.60	5,158.40	34,250.11	1,228.66	0.00	35,478.77
0000304925	GEN SUPT RAIL CAR MAINTENANCE	82,930.12	85,418.06	2,487.94	83,122.05	0.00	13,098.75	96,220.80
0000303557	*INSPECTOR	41,392.00	44,200.00	2,808.00	45,852.03	23,815.93	225.00	69,892.96
0000321020	*RAIL STATION CLEANER	28,412.80	30,139.20	1,726.40	30,809.79	5,958.74	0.00	36,768.53
0000328462	*INSPECTOR	41,267.20	43,908.80	2,641.60	43,992.48	11,093.98	225.00	55,311.46
0000305049	*BUS OPERATOR	40,643.20	43,118.40	2,475.20	43,791.14	16,953.34	0.00	60,744.48
0000322971	*JOURNEYMAN ELEC POWER ELECT	43,804.80	46,467.20	2,662.40	42,796.90	10,806.41	225.00	53,828.31
0000303840	MGR BUSINESS APPLICATIONS	93,174.64	100,425.00	7,250.36	95,410.95	0.00	9,083.84	104,494.79
0000329621	*JOURNEYMAN RAIL CAR MECHANIC	41,080.00	44,969.60	3,889.60	43,971.78	15,627.17	225.00	59,823.95
0000303483	SUPV BUS MAINTENANCE	56,555.20	58,260.80	1,705.60	57,854.88	5,546.76	2,175.20	65,576.84
0000332520	*RAIL STATION CLEANER	24,024.00	27,060.80	3,036.80	25,802.88	284.18	0.00	26,087.06
0000330390	*BUS OPERATOR	31,491.20	36,649.60	5,158.40	21,357.15	2,850.50	0.00	24,207.65
0000327038	*JOURNEYMAN ET-RAIL CAR MAINT	43,804.80	46,467.20	2,662.40	47,735.93	14,659.23	225.00	62,620.16
0000319718	AUDITOR III	57,720.78	59,452.38	1,731.60	58,298.25	0.00	3,996.07	62,294.32
0000322206	*INSPECTOR	43,118.40	45,739.20	2,620.80	38,108.66	718.72	225.00	39,052.38
0000331090	CONTRACT EMP ADMIN SUPPORT	0.00	0.00	0.00	26,040.00	185.63	0.00	26,225.63
0000322747	*HOSTLER JUNIOR APPRENTICE	34,008.00	36,088.00	2,080.00	35,754.70	8,299.64	0.00	44,054.34
0000332887	*BUS OPERATOR	30,180.80	30,180.80	0.00	23,157.57	2,036.15	0.00	25,193.72
0000314808	FOREMAN POWER	52,686.40	54,267.20	1,580.80	54,467.13	7,852.35	1,013.20	63,332.68
0000316182	*BUS OPERATOR	40,643.20	43,118.40	2,475.20	40,719.28	2,651.81	0.00	43,371.09
0000325845	SUPT RAIL LINE (DATE LAST EMPLOYED 2014-10-31 00:10:00)	64,000.04	64,000.04	0.00	23,877.01	0.00	8,720.42	32,597.43
0000304946	FARE COLLECTION ASST	28,879.50	29,737.50	858.00	28,427.90	2,093.88	1,157.43	31,679.21
0000332263	DIR GOVERNMENT RELATIONS	98,000.24	100,940.32	2,940.08	96,718.85	0.00	2,261.57	98,980.42
0000306291	SR DIR & CONTROLLER	124,000.24	127,720.32	3,720.08	122,379.05	0.00	13,006.72	135,385.77
0000304448	*JOURNEYMAN ET-LABORATORY	43,804.80	46,467.20	2,662.40	44,627.43	284.31	225.00	45,136.74
0000302227	*INSPECTOR	43,118.40	45,739.20	2,620.80	47,902.50	10,691.80	225.00	58,819.30
0000304326	*JOURNEYMAN RAIL CAR MECHANIC	43,804.80	46,467.20	2,662.40	45,254.48	7,249.10	225.00	52,728.58
0000317577	FIELD INSPECTOR	51,226.50	52,767.00	1,540.50	52,448.26	2,751.83	0.00	55,200.09
0000302562	GEN SUPT BUS TRANS OPERATIONS	75,810.54	78,084.76	2,274.22	72,486.72	0.00	5,540.02	78,026.74
0000318950	*BUS OPERATOR	40,643.20	43,118.40	2,475.20	42,871.58	1,547.80	0.00	44,419.38
0000326459	DIR VERTICAL TRANSPORTATION	122,272.02	125,940.10	3,668.08	119,732.89	0.00	3,762.23	123,495.12
0000333100	PROTECTIVE SPEC POLICE CADET	26,561.60	26,561.60	0.00	20,483.08	2,662.55	0.00	23,145.63

MARTOC REPORT

EE NUMBER	TITLE	FY 14	FY 15	DIFFERENCE	REGULAR	OVERTIME	OTHER	TOTAL
		BASE SALARY	BASE SALARY	+/-	EARNINGS	EARNINGS	EARNINGS	EARNINGS
0000327795	*BUS OPERATOR	34,548.80	39,894.40	5,345.60	38,027.78	4,798.69	0.00	42,826.47
0000331918	*RAIL OPERATOR	28,454.40	33,404.80	4,950.40	31,229.10	7,657.24	0.00	38,886.34
0000320054	INFORMATION SYS ANALYST III	72,450.30	74,623.90	2,173.60	71,781.75	0.00	4,179.83	75,961.58
0000330974	*RAIL OPERATOR	28,454.40	33,404.80	4,950.40	34,079.67	18,426.54	0.00	52,506.21
0000330452	*INSPECTOR	40,206.40	43,784.00	3,577.60	42,151.47	1,166.90	225.00	43,543.37
0000317767	SUPT CONTROL CENTER	69,035.20	82,446.78	13,411.58	71,222.32	19,713.97	5,310.40	96,246.69
0000332122	*BUS OPERATOR	33,404.80	33,404.80	0.00	29,530.13	7,782.62	0.00	37,312.75
0000331585	*TRACK MAINTAINER	40,206.40	43,118.40	2,912.00	42,840.48	2,469.61	0.00	45,310.09
0000333510	CONTRACT SPECIALIST I	53,395.16	53,395.16	0.00	24,233.38	0.00	599.13	24,832.51
0000302934	*BUS OPERATOR	40,643.20	43,118.40	2,475.20	47,355.10	16,272.47	0.00	63,627.57
0000303696	FIELD INSPECTOR	56,004.00	57,681.00	1,677.00	56,477.88	3,058.68	2,154.00	61,690.56
0000315119	*BUS OPERATOR	40,643.20	43,118.40	2,475.20	41,778.36	1,427.88	0.00	43,206.24
0000306262	TRANS RESEARCH SPECIALIST III	59,618.00	61,406.54	1,788.54	59,984.88	0.00	229.30	60,214.18
0000302039	CONTRACT EMP PT POLICE OFFICER	0.00	0.00	0.00	50,640.01	3,900.00	0.00	54,540.01
0000314809	*BUS OPERATOR	40,643.20	43,118.40	2,475.20	42,609.28	196.17	156.32	42,961.77
0000318746	*STRUCTURAL INSPECTOR	43,118.40	45,739.20	2,620.80	44,577.83	7,754.90	0.00	52,332.73
0000304959	SUPV BUS TRANSPORTATION	51,168.00	52,707.20	1,539.20	53,131.08	13,554.60	1,279.20	67,964.88
0000327633	SUPV RAIL LINE	52,104.00	53,664.00	1,560.00	52,587.47	5,285.66	3,632.25	61,505.38
0000302793	FARE COLLECTION COORDINATOR OP	48,184.50	49,627.50	1,443.00	49,247.11	5,810.05	3,657.08	58,714.24
0000330380	*BUS OPERATOR	31,491.20	32,427.20	936.00	22,085.70	5,365.10	0.00	27,450.80
0000333104	(DATE LAST EMPLOYED 2015-02-06 00:02:00) TRANSIT POLICE OFFICER	41,246.40	41,246.40	0.00	25,704.84	1,983.08	0.00	27,687.92
0000332380	*BUS OPERATOR	33,404.80	33,404.80	0.00	24,275.53	1,323.75	0.00	25,599.28
0000316108	*BUS OPERATOR	40,643.20	43,118.40	2,475.20	42,949.55	6,322.84	0.00	49,272.39
0000302828	CLAIMS ADJUSTER II WKRS COMP	43,638.40	44,947.50	1,309.10	44,075.14	0.00	3,524.70	47,599.84
0000332052	*MOBILITY OPERATOR	23,358.40	29,078.40	5,720.00	25,821.66	1,671.07	89.84	27,582.57
0000302412	CONTRACT SPECIALIST III	62,750.22	70,038.02	7,287.80	66,256.33	0.00	5,230.64	71,486.97
0000319967	*SERVICEPERSON I	31,824.00	33,758.40	1,934.40	33,528.92	398.43	0.00	33,927.35
0000326547	MGR DBA	97,500.00	100,425.00	2,925.00	98,475.00	0.00	0.00	98,475.00
0000303279	*BUS OPERATOR	40,643.20	43,118.40	2,475.20	42,185.35	5,647.42	0.00	47,832.77
0000332076	*BUS OPERATOR	28,454.40	33,404.80	4,950.40	30,909.01	3,689.22	0.00	34,598.23
0000306315	SUPV BUS & RAIL STORES	57,574.40	59,300.80	1,726.40	58,371.58	2,048.32	4,938.39	65,358.29
0000320700	SUPT SERVICE QUALITY	80,730.26	83,152.16	2,421.90	80,979.00	0.00	3,415.52	84,394.52
0000323664	*BUS OPERATOR	40,643.20	43,118.40	2,475.20	43,253.68	25,662.31	0.00	68,915.99
0000331215	*SERVICEPERSON I	30,472.00	33,758.40	3,286.40	28,902.57	2,264.10	0.00	31,166.67

MARTOC REPORT

EE NUMBER	TITLE	FY 14	FY 15	DIFFERENCE	REGULAR	OVERTIME	OTHER	TOTAL
		BASE SALARY	BASE SALARY	+/-	EARNINGS	EARNINGS	EARNINGS	EARNINGS
0000331445	TRANSIT POLICE OFFICER	38,500.80	41,246.40	2,745.60	41,353.90	13,419.90	2,797.61	57,571.41
0000320712	*SERVICEPERSON VII GROUNDSKEEPR	32,281.60	34,257.60	1,976.00	30,552.75	2,015.84	0.00	32,568.59
0000320621	MOBILITY CUSTOMER CARE REP	36,348.00	37,440.00	1,092.00	37,126.22	3,963.33	0.00	41,089.55
0000308505	CONTRACT DIRECTOR	0.00	0.00	0.00	116,305.00	6,352.50	0.00	122,657.50
0000325416	FOREMAN COMMUNICATION	52,104.00	53,664.00	1,560.00	54,948.47	9,606.73	5,511.00	70,066.20
0000306345	SUPV BUS TRANSPORTATION	50,731.20	52,249.60	1,518.40	51,019.00	387.82	4,243.86	55,650.68
0000315757	BUS/RAIL APC AFC ANALYST II	49,497.24	49,497.24	0.00	40,826.08	0.00	0.00	40,826.08
0000302687	PROTECTIVE SPEC POLICE CADET	29,889.60	30,784.00	894.40	29,556.23	7,123.97	4,885.80	41,566.00
0000302608	CONTRACT PROFESSIONAL	0.00	0.00	0.00	49,511.07	9,853.52	0.00	59,364.59
0000326566	GRANTS ADMINISTRATOR	70,082.48	70,082.48	0.00	66,546.14	738.49	523.40	67,808.03
0000321767	*BUS OPERATOR (DATE LAST EMPLOYED 2014-12-16 00:12:00)	40,643.20	40,643.20	0.00	22,659.22	934.74	0.00	23,593.96
0000321678	INFORMATION SYS ANALYST III (DATE LAST EMPLOYED 2014-10-01 00:10:00)	73,760.18	73,760.18	0.00	19,858.54	0.00	21,658.26	41,516.80
0000306440	*BUS OPERATOR	40,643.20	43,118.40	2,475.20	38,883.94	4,942.26	0.00	43,826.20
0000332665	*MOBILITY OPERATOR	27,664.00	27,664.00	0.00	22,031.16	1,649.39	0.00	23,680.55
0000302502	*RAIL STATION CLEANER	28,412.80	30,139.20	1,726.40	31,013.89	2,329.32	0.00	33,343.21
0000302232	GRAPHIC ARTIST	47,032.70	48,443.72	1,411.02	47,322.27	0.00	4,341.50	51,663.77
0000322331	*JOURNEYMAN AUTOMOTIVE TECH	43,804.80	46,467.20	2,662.40	45,744.87	5,164.98	398.52	51,308.37
0000331381	*INSPECTOR	40,206.40	43,118.40	2,912.00	42,771.74	394.98	225.00	43,391.72
0000326873	*BUS OPERATOR	34,548.80	39,894.40	5,345.60	36,849.10	1,623.34	0.00	38,472.44
0000321302	DISPATCHER RADIO COMMUNICATION	48,048.00	49,483.20	1,435.20	42,360.78	519.75	10,556.70	53,437.23
0000302919	*SERVICEPERSON IV	34,008.00	36,088.00	2,080.00	38,644.40	9,897.77	0.00	48,542.17
0000305253	*INSPECTOR (DATE LAST EMPLOYED 2015-01-23 00:01:00)	43,118.40	44,408.00	1,289.60	28,755.86	0.00	225.00	28,980.86
0000321912	*JOURNEYMAN RAIL CAR MECHANIC	43,804.80	46,467.20	2,662.40	45,590.30	3,047.76	225.00	48,863.06
0000329422	*JOURNEYMAN ET-TELEPHONE MAINT	39,603.20	43,908.80	4,305.60	42,867.65	13,565.45	225.00	56,658.10
0000315103	MGR TECH SYSTEMS SUPPORT	97,500.00	100,425.00	2,925.00	71,475.00	0.00	32,000.00	103,475.00
0000329348	*INSPECTOR	40,643.20	43,908.80	3,265.60	40,764.87	1,657.54	225.00	42,647.41
0000306686	SR SPECIFICATIONS WRITER	77,000.04	79,310.14	2,310.10	77,770.74	0.00	0.00	77,770.74
0000306467	MGR LABOR RELATIONS	83,045.56	85,536.88	2,491.32	83,876.30	0.00	2,853.37	86,729.67
0000304297	SUPV CUSTOMER SERVICES CENTER	56,514.90	58,210.36	1,695.46	57,080.38	0.00	0.00	57,080.38
0000306458	*AA INSPECTOR	43,804.80	46,467.20	2,662.40	47,702.92	5,251.46	225.00	53,179.38
0000321479	*RAIL OPERATOR	40,643.20	43,118.40	2,475.20	41,331.79	12,829.62	0.00	54,161.41
0000325365	*BUS OPERATOR	34,548.80	39,894.40	5,345.60	40,499.32	7,172.03	156.76	47,828.11
0000314972	TRANSIT POLICE OFFICER SR	54,787.20	56,430.40	1,643.20	43,963.95	11,527.08	3,951.00	59,442.03
0000303109	*BUS OPERATOR	40,643.20	43,118.40	2,475.20	34,634.25	5,154.83	0.00	39,789.08

MARTOC REPORT

EE NUMBER	TITLE	FY 14	FY 15	DIFFERENCE	REGULAR	OVERTIME	OTHER	TOTAL
		BASE SALARY	BASE SALARY	+/-	EARNINGS	EARNINGS	EARNINGS	EARNINGS
0000322928	*BUS OPERATOR	40,643.20	43,118.40	2,475.20	42,130.41	8,304.05	0.00	50,434.46
0000320607	INSTRUCTOR AUTO TRAIN CONTROL	54,995.20	56,638.40	1,643.20	55,931.65	7,932.00	3,172.80	67,036.45
0000331208	*BUS OPERATOR	28,454.40	33,404.80	4,950.40	32,612.33	13,760.67	0.00	46,373.00
0000302167	*BUS OPERATOR	40,643.20	43,118.40	2,475.20	44,117.34	20,140.42	0.00	64,257.76
0000320978	TRANSIT POLICE OFFICER SR	54,787.20	56,430.40	1,643.20	57,259.32	24,005.88	2,107.20	83,372.40
0000331660	*BUS OPERATOR	28,454.40	33,404.80	4,950.40	31,751.55	3,816.75	0.00	35,568.30
0000332725	*JOURNEYMAN RAIL CAR MECHANIC	39,603.20	43,576.00	3,972.80	41,722.62	6,737.52	0.00	48,460.14
0000302702	*REVENUE AGENT	41,308.80	43,825.60	2,516.80	44,501.23	3,429.43	0.00	47,930.66
0000324540	STRUCTURAL ENGINEER VI	81,208.14	83,644.34	2,436.20	80,146.80	0.00	1,874.04	82,020.84
0000304585	*STATION AGENT	37,169.60	39,436.80	2,267.20	38,017.21	2,213.07	0.00	40,230.28
0000328854	CUSTOMER CARE FIELD REP	36,348.00	40,599.00	4,251.00	39,248.82	2,493.49	0.00	41,742.31
0000315625	FIELD INSPECTOR	57,500.04	59,221.50	1,721.46	58,635.47	10,770.36	5,676.31	75,082.14
0000303091	*BUS OPERATOR	40,643.20	43,118.40	2,475.20	43,621.38	14,426.65	0.00	58,048.03
0000320109	*JOURNEYMAN RAIL CAR MECHANIC	43,804.80	46,467.20	2,662.40	39,203.45	1,307.63	225.00	40,736.08
0000302631	TRANSIT POLICE OFFICER SPECIAL	56,971.20	58,676.80	1,705.60	60,390.26	27,753.10	4,382.40	92,525.76
0000302453	SUPV RAIL LINE	52,104.00	53,664.00	1,560.00	53,933.93	4,509.08	1,753.50	60,196.51
0000322337	*BUS OPERATOR	40,643.20	43,118.40	2,475.20	43,876.14	15,261.79	0.00	59,137.93
0000321104	*SERVICEPERSON I (A)	32,281.60	33,259.20	977.60	27,560.94	2,027.48	0.00	29,588.42
0000315426	(DATE LAST EMPLOYED 2015-05-18 00:05:00) *MOBILITY OPERATOR	32,877.00	27,664.00	-5,213.00	30,396.03	33.92	0.00	30,429.95
0000303955	*INSPECTOR	43,118.40	45,739.20	2,620.80	46,219.52	5,101.81	225.00	51,546.33
0000323506	*BUS OPERATOR	40,643.20	43,118.40	2,475.20	41,832.39	1,091.53	0.00	42,923.92
0000304629	*RAIL OPERATOR	40,643.20	43,118.40	2,475.20	41,914.29	8,860.55	0.00	50,774.84
0000321614	*RAIL OPERATOR	40,643.20	43,118.40	2,475.20	43,535.57	20,786.75	0.00	64,322.32
0000323735	*BUS OPERATOR	40,643.20	43,118.40	2,475.20	42,689.60	5,850.60	0.00	48,540.20
0000320484	*BUS OPERATOR	40,643.20	43,118.40	2,475.20	20,165.80	1,812.60	0.00	21,978.40
0000332350	OFFICE ADMINISTRATOR II	52,522.08	54,097.68	1,575.60	53,047.52	0.00	0.00	53,047.52
0000303061	*SERVICEPERSON V	43,118.40	45,739.20	2,620.80	43,374.55	11,349.26	0.00	54,723.81
0000326724	*JOURNEYMAN ET-TRAIN CONTROL	43,804.80	46,467.20	2,662.40	46,863.12	22,959.26	225.00	70,047.38
0000303459	*BUS OPERATOR	40,643.20	43,118.40	2,475.20	44,395.89	13,434.23	483.12	58,313.24
0000305199	*AA INSPECTOR	43,804.80	45,115.20	1,310.40	43,284.36	126.37	225.00	43,635.73
0000327698	(DATE LAST EMPLOYED 2015-04-01 00:04:00) TRANSIT POLICE OFFICER SR	43,305.60	46,384.00	3,078.40	43,963.35	13,506.59	3,381.14	60,851.08
0000302270	SAFETY OPERATIONAL OFFICER	60,279.44	67,978.30	7,698.86	62,817.86	0.00	8,034.92	70,852.78
0000320588	*RAIL STATION CLEANER	28,412.80	30,139.20	1,726.40	30,587.21	6,508.69	0.00	37,095.90
0000323652	*MOBILITY OPERATOR	28,766.40	32,260.80	3,494.40	30,585.53	1,561.12	0.00	32,146.65
0000302009	SUPV RAIL CAR APPEARANCE	48,048.00	49,483.20	1,435.20	49,129.08	4,902.99	2,310.00	56,342.07

MARTOC REPORT

EE NUMBER	TITLE	FY 14	FY 15	DIFFERENCE	REGULAR	OVERTIME	OTHER	TOTAL
		BASE SALARY	BASE SALARY	+/-	EARNINGS	EARNINGS	EARNINGS	EARNINGS
0000331570	FIELD INSPECTOR	51,226.50	52,767.00	1,540.50	52,041.04	2,942.30	0.00	54,983.34
0000320760	*JOURNEYMAN RAIL CAR MECHANIC	43,804.80	46,467.20	2,662.40	46,417.37	5,376.06	225.00	52,018.43
0000321216	SUPV BUS MAINTENANCE	52,686.40	54,267.20	1,580.80	56,930.49	6,908.84	0.00	63,839.33
0000305185	*SERVICEPERSON I	31,824.00	33,758.40	1,934.40	34,924.00	13,877.54	0.00	48,801.54
0000327574	TRANSIT POLICE OFFICER SR	45,032.00	48,256.00	3,224.00	48,858.80	17,519.63	2,522.24	68,900.67
0000305492	*MOBILITY OPERATOR	30,409.60	32,260.80	1,851.20	29,520.89	3,655.50	0.00	33,176.39
0000320928	*SERVICEPERSON I (A)	32,281.60	34,257.60	1,976.00	33,226.33	2,754.09	0.00	35,980.42
0000304126	SUPV BUS MAINTENANCE	56,243.20	57,928.00	1,684.80	57,711.47	5,117.32	0.00	62,828.79
0000323427	*BUS OPERATOR (DATE LAST EMPLOYED 2015-03-30 00:03:00)	40,643.20	41,870.40	1,227.20	29,315.51	3,916.47	0.00	33,231.98
0000303413	*RAIL STATION CLEANER	28,412.80	30,139.20	1,726.40	29,619.09	3,389.07	0.00	33,008.16
0000305589	*BUS OPERATOR	40,643.20	43,118.40	2,475.20	43,904.04	12,874.09	0.00	56,778.13
0000305715	SUPV RAIL LINE	52,104.00	53,664.00	1,560.00	51,873.54	17,938.34	6,262.50	76,074.38
0000302219	PERFORMANCE ANALYST	62,700.30	64,581.40	1,881.10	63,086.30	0.00	241.16	63,327.46
0000304442	*AA INSPECTOR	43,804.80	46,467.20	2,662.40	45,891.55	15,800.09	225.00	61,916.64
0000304379	*BUS OPERATOR	40,643.20	43,118.40	2,475.20	40,131.28	15,766.39	0.00	55,897.67
0000320829	*RAIL STATION CLEANER	28,412.80	30,139.20	1,726.40	29,450.97	0.00	0.00	29,450.97
0000322430	*BUS OPERATOR	37,606.40	43,118.40	5,512.00	36,140.51	463.19	0.00	36,603.70
0000331061	*BUS OPERATOR	28,454.40	33,404.80	4,950.40	32,218.91	4,960.63	0.00	37,179.54
0000302538	*MATERIAL CONTROLLER	42,369.60	44,948.80	2,579.20	46,507.58	1,672.28	0.00	48,179.86
0000308787	*JOURNEYMAN ET-RAIL CAR MAINT	43,804.80	46,467.20	2,662.40	45,488.62	12,686.58	225.00	58,400.20
0000302549	OFFICE ADMINISTRATOR II	54,664.74	56,304.56	1,639.82	55,211.57	0.00	5,466.49	60,678.06
0000302452	SUPV RAIL LINE	52,099.22	53,664.00	1,564.78	52,269.66	5,381.65	6,337.09	63,988.40
0000321812	ADMINISTRATIVE ASSISTANT	40,206.40	35,568.00	-4,638.40	34,813.88	3,122.50	502.40	38,438.78
0000316806	CONTRACT PROFESSIONAL	0.00	0.00	0.00	111,465.00	0.00	0.00	111,465.00
0000332376	TRANSIT POLICE OFFICER	35,609.60	42,889.60	7,280.00	41,019.11	13,439.74	0.00	54,458.85
0000322721	*SERVICEPERSON I	28,412.80	32,323.20	3,910.40	31,161.99	7,773.60	0.00	38,935.59
0000303722	PLANNER TRACK & STRUCTURES	52,104.00	53,664.00	1,560.00	53,226.24	5,969.43	0.00	59,195.67
0000327977	*JOURNEYMAN SUPPORT EQUIPMENT	43,804.80	46,467.20	2,662.40	47,205.18	10,248.21	225.00	57,678.39
0000321546	RAIL SERVICES CONTROLLER	52,104.00	63,356.80	11,252.80	53,395.33	25,687.56	5,726.94	84,809.83
0000327991	TRANSIT POLICE OFFICER SR	45,032.00	48,256.00	3,224.00	46,805.15	11,977.73	2,485.50	61,268.38
0000320657	*BUS OPERATOR	40,643.20	43,118.40	2,475.20	40,368.69	2,549.24	0.00	42,917.93
0000314810	*JOURNEYMAN ELEC POWER ELECT (DATE LAST EMPLOYED 2014-10-31 00:10:00)	43,804.80	43,804.80	0.00	20,138.52	4,667.45	225.00	25,030.97
0000306069	*JOURNEYMAN ET-RAIL CAR MAINT	43,804.80	46,467.20	2,662.40	46,836.34	7,706.80	225.00	54,768.14
0000302177	*BUS OPERATOR	40,643.20	43,118.40	2,475.20	41,711.81	6,099.04	0.00	47,810.85

MARTOC REPORT

EE NUMBER	TITLE	FY 14	FY 15	DIFFERENCE	REGULAR	OVERTIME	OTHER	TOTAL
		BASE SALARY	BASE SALARY	+/-	EARNINGS	EARNINGS	EARNINGS	EARNINGS
0000321968	PROJECT MANAGER II	88,500.10	91,155.22	2,655.12	83,258.71	0.00	6,126.96	89,385.67
0000304882	*SERVICEPERSON I (A)	32,281.60	34,257.60	1,976.00	33,106.57	47.27	0.00	33,153.84
0000325680	*JOURNEYMAN ET-TRAIN CONTROL	43,804.80	46,467.20	2,662.40	46,366.14	17,623.41	225.00	64,214.55
0000306622	RESIDENT ENGINEER	87,993.88	90,633.66	2,639.78	88,874.28	0.00	0.00	88,874.28
0000323695	*BUS OPERATOR	40,643.20	43,118.40	2,475.20	42,709.02	3,586.30	0.00	46,295.32
0000303915	*BUS OPERATOR	40,643.20	43,118.40	2,475.20	38,171.42	13.19	0.00	38,184.61
0000302761	*SERVICEPERSON I	31,824.00	33,758.40	1,934.40	32,963.74	1,646.27	0.00	34,610.01
0000308468	*MOBILITY OPERATOR	24,564.80	30,513.60	5,948.80	26,832.45	6,178.53	0.00	33,010.98
0000320865	*STATION AGENT	37,169.60	39,436.80	2,267.20	40,823.67	51,547.24	0.00	92,370.91
0000302319	*BUS OPERATOR	40,643.20	43,118.40	2,475.20	44,882.61	14,531.64	0.00	59,414.25
0000333758	ELECTRICAL ENGINEER IV	62,750.22	62,750.22	0.00	21,721.30	0.00	0.00	21,721.30
0000315017	*BUS OPERATOR	40,643.20	43,118.40	2,475.20	27,800.66	1,174.76	0.00	28,975.42
0000304920	*BUS OPERATOR	40,643.20	43,118.40	2,475.20	40,940.33	9,752.31	213.38	50,906.02
0000304086	*TRACK MAINTAINER (DATE LAST EMPLOYED 2015-04-01 00:04:00)	43,118.40	44,408.00	1,289.60	30,205.79	787.49	0.00	30,993.28
0000305563	INSTRUCTOR ELECTRICAL POWER	50,003.20	51,500.80	1,497.60	50,503.23	0.00	1,718.86	52,222.09
0000318201	*BUS OPERATOR	40,643.20	43,118.40	2,475.20	43,098.17	11,083.85	0.00	54,182.02
0000330160	*BUS OPERATOR	31,491.20	36,649.60	5,158.40	30,574.84	5,506.23	0.00	36,081.07
0000305965	TRANSIT POLICE OFFICER SPECIAL	56,971.20	58,676.80	1,705.60	59,129.60	22,884.45	0.00	82,014.05
0000302160	MGR RADIO AFC GATE SYSTEMS	92,259.96	95,027.66	2,767.70	93,183.02	0.00	9,935.69	103,118.71
0000303822	TRANSIT POLICE SERGEANT	54,787.20	60,382.40	5,595.20	57,899.20	14,966.40	0.00	72,865.60
0000319497	*SERVICEPERSON IV	34,008.00	36,088.00	2,080.00	35,316.88	6,405.28	0.00	41,722.16
0000302323	TRANSIT POLICE LIEUTENANT	74,609.60	82,721.60	8,112.00	77,871.83	10,241.54	1,942.21	90,055.58
0000304340	*BUS OPERATOR	40,643.20	43,118.40	2,475.20	41,468.21	5,567.35	805.20	47,840.76
0000304271	*TRACK MAINTAINER	43,118.40	44,408.00	1,289.60	44,681.57	1,508.12	0.00	46,189.69
0000303397	*INSPECTOR	43,118.40	45,739.20	2,620.80	47,319.56	14,700.35	556.68	62,576.59
0000322234	*JOURNEYMAN AUTOMOTIVE TECH	43,804.80	46,467.20	2,662.40	47,749.27	27,298.22	225.00	75,272.49
0000303385	SR INFORMATION TECH AUDITOR (DATE LAST EMPLOYED 2014-09-29 00:09:00)	75,489.18	75,489.18	0.00	22,066.13	0.00	4,751.95	26,818.08
0000306346	*BUS OPERATOR	40,643.20	43,118.40	2,475.20	47,991.46	32,845.03	0.00	80,836.49
0000302350	DISPATCHER-RAIL TRANSPORTATION	48,048.00	49,483.20	1,435.20	48,898.08	5,450.46	6,699.00	61,047.54
0000302728	*JOURNEYMAN RAIL CAR MECHANIC	43,804.80	46,467.20	2,662.40	49,942.29	2,777.36	225.00	52,944.65
0000302930	*JOURNEYMAN ET-RADIO MAINT	43,804.80	46,467.20	2,662.40	49,414.97	10,728.53	225.00	60,368.50
0000329976	CUSTOMER CARE REP	31,491.20	37,615.50	6,124.30	33,921.81	5,841.43	0.00	39,763.24
0000304598	*MOBILITY OPERATOR	30,409.60	32,260.80	1,851.20	31,132.63	559.89	120.48	31,813.00
0000302926	*SERVICEPERSON I	31,824.00	33,758.40	1,934.40	35,302.03	2,262.34	0.00	37,564.37
0000327522	CUSTOMER CARE REP	36,523.50	37,615.50	1,092.00	36,547.52	28.10	0.00	36,575.62

MARTOC REPORT

EE NUMBER	TITLE	FY 14	FY 15	DIFFERENCE	REGULAR	OVERTIME	OTHER	TOTAL
		BASE SALARY	BASE SALARY	+/-	EARNINGS	EARNINGS	EARNINGS	EARNINGS
0000305596	SUPV BUS MAINTENANCE	52,104.00	53,664.00	1,560.00	52,608.26	6,788.55	2,321.39	61,718.20
0000330759	CJIT-POLICE DISPATCHER	33,696.00	40,601.60	6,905.60	40,514.68	12,080.82	0.00	52,595.50
0000333423	TRANSIT POLICE OFFICER	41,246.40	41,246.40	0.00	21,054.82	843.07	0.00	21,897.89
0000319444	*BUS OPERATOR	40,643.20	43,118.40	2,475.20	41,834.10	1,595.26	0.00	43,429.36
0000305094	*BUS OPERATOR	40,643.20	43,118.40	2,475.20	43,572.43	12,316.14	0.00	55,888.57
0000305284	*JOURNEYMAN ET-RAIL CAR MAINT	43,804.80	46,467.20	2,662.40	45,397.45	2,359.87	225.00	47,982.32
0000330393	*JOURNEYMAN ELEC POWER ELECT	41,080.00	44,969.60	3,889.60	37,229.34	8,790.55	225.00	46,244.89
0000304907	DIVISION DISPATCHER	48,588.80	50,044.80	1,456.00	50,254.37	3,515.68	2,336.00	56,106.05
0000332449	*INSPECTOR	39,603.20	42,660.80	3,057.60	40,921.26	2,719.06	0.00	43,640.32
0000313261	RAIL SERVICES CONTROLLER (DATE LAST EMPLOYED 2015-04-01 00:04:00)	69,035.20	69,035.20	0.00	55,933.79	11,738.93	10,753.56	78,426.28
0000303127	GEN SUPT BUS TRANS OPERATIONS	80,945.28	91,711.10	10,765.82	85,291.45	0.00	8,561.55	93,853.00
0000328207	*MOBILITY OPERATOR	24,564.80	27,664.00	3,099.20	21,664.89	1,580.71	0.00	23,245.60
0000322053	*MOBILITY OPERATOR	28,766.40	32,260.80	3,494.40	30,843.38	2,562.05	0.00	33,405.43
0000323984	TRANSIT POLICE OFFICER SPECIAL	60,964.80	58,676.80	-2,288.00	54,213.72	11,487.82	6,917.16	72,618.70
0000331166	FIELD INSPECTOR	51,226.50	52,767.00	1,540.50	51,423.65	3,086.79	985.13	55,495.57
0000333112	CONTRACT PROFESSIONAL	62,848.50	62,848.50	0.00	48,345.00	10,780.94	0.00	59,125.94
0000322432	*INSPECTOR	43,804.80	45,739.20	1,934.40	43,173.10	144.12	225.00	43,542.22
0000322811	*BUS OPERATOR	40,643.20	43,118.40	2,475.20	42,682.27	2,554.99	356.31	45,593.57
0000302337	*JOURNEYMAN AUTOMOTIVE TECH	43,804.80	46,467.20	2,662.40	48,554.61	31,776.97	225.00	80,556.58
0000316607	*MATERIAL CONTROLLER LEAD	38,064.00	41,724.80	3,660.80	43,059.61	2,006.35	0.00	45,065.96
0000324784	*RAIL OPERATOR	40,643.20	43,118.40	2,475.20	43,283.04	29,881.93	0.00	73,164.97
0000302651	*BUS OPERATOR (DATE LAST EMPLOYED 2015-01-01 00:01:00)	40,643.20	41,870.40	1,227.20	25,036.11	2,958.89	0.00	27,995.00
0000325082	*JOURNEYMAN ELEC POWER ELECT (DATE LAST EMPLOYED 2014-10-22 00:10:00)	43,804.80	43,804.80	0.00	16,805.69	3,992.06	0.00	20,797.75
0000328653	TRANSIT POLICE OFFICER SR (DATE LAST EMPLOYED 2014-12-03 00:12:00)	43,305.60	43,305.60	0.00	18,663.89	4,398.05	3,701.66	26,763.60
0000315304	TRANSIT POLICE OFFICER SR	52,686.40	56,430.40	3,744.00	55,474.31	29,648.71	4,168.65	89,291.67
0000302344	*JOURNEYMAN OVERHAULER	43,804.80	46,467.20	2,662.40	45,796.78	1,983.71	225.00	48,005.49
0000306420	*PT BUS OPERATOR	0.00	0.00	0.00	22,025.25	594.13	0.00	22,619.38
0000333475	*INSPECTOR	42,660.80	42,660.80	0.00	21,976.53	1,624.77	0.00	23,601.30
0000327899	*BUS OPERATOR	34,548.80	39,894.40	5,345.60	37,828.10	13,157.23	0.00	50,985.33
0000321915	*JOURNEYMAN SUPPORT EQUIPMENT	41,392.00	46,467.20	5,075.20	45,762.68	7,905.53	388.04	54,056.25
0000305749	MGR EQUAL OPP CONFLICT RESOLUT	80,500.16	82,915.04	2,414.88	81,305.38	0.00	7,612.43	88,917.81
0000318078	COMPENSATION ANALYST III	63,254.10	65,151.84	1,897.74	63,886.78	0.00	0.00	63,886.78
0000327019	ACCOUNTANT II	46,975.50	48,384.70	1,409.20	47,264.70	0.00	2,876.84	50,141.54
0000303754	INSTRUCTOR CAR MAINT ELECT	57,616.00	59,342.40	1,726.40	58,192.16	0.00	4,986.00	63,178.16

MARTOC REPORT

EE NUMBER	TITLE	FY 14	FY 15	DIFFERENCE	REGULAR	OVERTIME	OTHER	TOTAL
		BASE SALARY	BASE SALARY	+/-	EARNINGS	EARNINGS	EARNINGS	EARNINGS
0000306607	*JOURNEYMAN ET-TRAIN CONTROL	43,804.80	46,467.20	2,662.40	46,663.59	8,819.97	225.00	55,708.56
0000302094	*BUS OPERATOR (DATE LAST EMPLOYED 2014-12-01 00:12:00)	40,643.20	40,643.20	0.00	24,850.46	4,123.36	0.00	28,973.82
0000321957	*JOURNEYMAN ELEC POWER ELECT	43,804.80	46,467.20	2,662.40	46,030.00	20,433.63	225.00	66,688.63
0000327215	CONTRACT PROFESSIONAL	0.00	0.00	0.00	32,009.25	243.88	0.00	32,253.13
0000319672	*JOURNEYMAN RAIL CAR MECHANIC (DATE LAST EMPLOYED 2015-06-25 00:06:00)	43,804.80	45,115.20	1,310.40	45,243.05	13,130.38	225.00	58,598.43
0000302054	*MATERIAL CONTROLLER (DATE LAST EMPLOYED 2015-01-01 00:01:00)	42,369.60	43,638.40	1,268.80	28,257.77	4,200.11	0.00	32,457.88
0000315309	*SERVICEPERSON I	31,824.00	33,758.40	1,934.40	32,756.10	574.27	0.00	33,330.37
0000331643	RESIDENT ENGINEER	51,226.50	82,453.28	31,226.78	52,356.23	4,242.62	0.00	56,598.85
0000317903	OCCUPATIONAL MED SER WELL SPEC (DATE LAST EMPLOYED 2015-04-24 00:04:00)	41,600.26	41,600.26	0.00	34,805.80	0.00	3,530.73	38,336.53
0000317261	TRANSIT POLICE OFFICER SR	54,787.20	56,430.40	1,643.20	56,217.46	11,714.77	5,268.00	73,200.23
0000330422	*BUS OPERATOR	31,491.20	36,649.60	5,158.40	32,453.08	7,795.29	0.00	40,248.37
0000306146	SUPT RAIL CAR MAINT (DATE LAST EMPLOYED 2014-12-17 00:12:00)	67,975.96	67,975.96	0.00	35,190.78	0.00	6,325.98	41,516.76
0000332987	*BUS OPERATOR	30,180.80	30,180.80	0.00	21,121.92	1,139.85	0.00	22,261.77
0000315249	*BUS OPERATOR	40,643.20	43,118.40	2,475.20	41,697.03	2,425.04	0.00	44,122.07
0000302418	DISPATCHER-RAIL TRANSPORTATION	48,048.00	49,483.20	1,435.20	48,920.26	3,626.70	1,293.60	53,840.56
0000329586	*MOBILITY OPERATOR	23,358.40	29,078.40	5,720.00	26,610.68	21,939.08	58.14	48,607.90
0000304953	*STATION AGENT	37,169.60	39,436.80	2,267.20	39,920.48	13,637.46	0.00	53,557.94
0000314855	*BUS OPERATOR	40,643.20	43,118.40	2,475.20	31,172.95	2,802.85	0.00	33,975.80
0000305167	CONTRACT PROFESSIONAL	0.00	0.00	0.00	65,821.69	0.00	0.00	65,821.69
0000330607	PROJECT ENGINEER	51,226.50	66,578.20	15,351.70	60,127.28	669.90	2,071.78	62,868.96
0000304069	*TRACK WALKER	43,118.40	45,739.20	2,620.80	41,648.70	5,607.46	0.00	47,256.16
0000302296	CONTRACT PROFESSIONAL	0.00	0.00	0.00	52,715.49	5,274.25	0.00	57,989.74
0000302946	*BUS OPERATOR	40,643.20	43,118.40	2,475.20	42,746.81	4,300.49	0.00	47,047.30
0000321991	HR INFORMATION SYSTEMS SPEC II	38,551.50	39,702.00	1,150.50	39,134.87	459.66	889.66	40,484.19
0000305602	*BUS OPERATOR	40,643.20	43,118.40	2,475.20	43,054.09	13,189.45	0.00	56,243.54
0000330765	*SERVICEPERSON I	30,472.00	33,758.40	3,286.40	30,940.93	2,295.09	0.00	33,236.02
0000302417	SUPV BUS & RAIL STORES	52,665.60	59,300.80	6,635.20	52,500.74	1,352.04	2,025.60	55,878.38
0000332950	TRANSIT POLICE OFFICER SR	50,169.60	50,169.60	0.00	43,769.57	21,719.15	0.00	65,488.72
0000305478	SCHEDULE ANALYST III	51,637.04	53,186.12	1,549.08	52,054.68	0.00	2,102.32	54,157.00
0000304339	CONTRACT PROFESSIONAL	0.00	0.00	0.00	86,265.00	450.00	0.00	86,715.00
0000331906	*BUS OPERATOR	28,454.40	33,404.80	4,950.40	31,423.06	4,797.34	0.00	36,220.40
0000329974	*INSPECTOR	40,643.20	43,784.00	3,140.80	41,854.52	1,854.53	225.00	43,934.05
0000315280	*BUS OPERATOR (DATE LAST EMPLOYED 2015-05-01 00:05:00)	40,643.20	41,870.40	1,227.20	40,250.99	18,885.13	0.00	59,136.12
0000305058	*BUS OPERATOR	40,643.20	43,118.40	2,475.20	41,201.88	8,739.83	0.00	49,941.71

MARTOC REPORT

EE NUMBER	TITLE	FY 14 BASE SALARY	FY 15 BASE SALARY	DIFFERENCE +/-	REGULAR EARNINGS	OVERTIME EARNINGS	OTHER EARNINGS	TOTAL EARNINGS
0000302427	RECORDS CENTER SPECIALIST SR	46,312.50	47,443.50	1,131.00	46,775.74	427.50	1,781.25	48,984.49
0000305252	*BUS OPERATOR	40,643.20	43,118.40	2,475.20	41,982.24	877.97	0.00	42,860.21
0000305239	*BUS OPERATOR	40,643.20	43,118.40	2,475.20	42,268.26	25.23	0.00	42,293.49
0000329228	CONTRACT SPECIALIST II	57,410.60	59,132.84	1,722.24	57,984.93	0.00	0.00	57,984.93
0000302695	*RAIL OPERATOR	40,643.20	43,118.40	2,475.20	44,519.68	20,336.48	0.00	64,856.16
0000320689	*BUS OPERATOR	40,643.20	43,118.40	2,475.20	37,492.72	2,291.27	0.00	39,783.99
0000329359	*JOURNEYMAN RAIL CAR MECHANIC	40,643.20	42,016.00	1,372.80	42,588.10	1,059.09	225.00	43,872.19
0000303718	GEN FOREMAN ATC	62,839.40	64,724.66	1,885.26	63,468.29	0.00	2,416.90	65,885.19
0000320242	*RAIL OPERATOR	40,643.20	43,118.40	2,475.20	43,438.70	7,544.12	0.00	50,982.82
0000321626	TRANSIT POLICE OFFICER SR	54,787.20	56,430.40	1,643.20	49,382.23	19,142.67	8,850.05	77,374.95
0000305546	TRANSIT POLICE SERGEANT (DATE LAST EMPLOYED 2015-06-20 00:06:00)	65,936.00	65,936.00	0.00	68,584.56	23,370.91	2,536.00	94,491.47
0000322564	*SERVICEPERSON I (A)	32,281.60	34,257.60	1,976.00	33,769.97	2,132.58	0.00	35,902.55
0000313656	PROGRAM ADMINISTRATOR JOC	80,208.44	82,614.74	2,406.30	82,286.70	0.00	0.00	82,286.70
0000303193	MOBILITY SYSTEM DATA SPECIALIST (DATE LAST EMPLOYED 2015-04-27 00:04:00)	34,983.00	34,983.00	0.00	28,650.18	874.61	11,309.02	40,833.81
0000303179	PARKING SVCS COORDINATOR PT	0.00	0.00	0.00	23,043.45	3,531.08	243.41	26,817.94
0000302772	SUPV CREATIVE SERVICES	57,866.64	59,602.66	1,736.02	58,445.47	0.00	2,485.90	60,931.37
0000306162	*BUS OPERATOR	40,643.20	43,118.40	2,475.20	39,223.35	7,710.21	0.00	46,933.56
0000318006	*STATION AGENT	37,169.60	39,436.80	2,267.20	38,062.72	2,336.12	0.00	40,398.84
0000304985	*BUS OPERATOR	40,643.20	43,118.40	2,475.20	42,007.93	15,863.34	0.00	57,871.27
0000332734	TRANSIT POLICE OFFICER	35,609.60	42,889.60	7,280.00	37,144.22	2,884.66	0.00	40,028.88
0000331794	*JOURNEYMAN ELEC POWER ELECT	41,080.00	43,908.80	2,828.80	42,913.07	6,895.96	450.00	50,259.03
0000304243	*BUS OPERATOR	40,643.20	43,118.40	2,475.20	42,078.40	19,848.79	0.00	61,927.19
0000315462	*BUS OPERATOR	40,643.20	43,118.40	2,475.20	43,323.68	15,222.22	0.00	58,545.90
0000332301	*JOURNEYMAN ET-RAIL CAR MAINT	29,182.40	43,576.00	14,393.60	37,792.23	1,036.29	0.00	38,828.52
0000315210	TRANSIT POLICE OFFICER SR	54,787.20	56,430.40	1,643.20	55,901.38	8,040.32	4,916.89	68,858.59
0000306294	TRANSIT POLICE OFFICER SR	54,787.20	56,430.40	1,643.20	55,940.89	14,994.06	6,058.20	76,993.15
0000303480	*MATERIAL CONTROLLER	43,659.20	44,948.80	1,289.60	43,282.04	495.79	671.36	44,449.19
0000303159	*BUS OPERATOR	40,643.20	43,118.40	2,475.20	39,176.38	3,393.41	0.00	42,569.79
0000329333	DIR BUS TRANSPORTATION (DATE LAST EMPLOYED 2014-08-22 00:08:00)	132,000.18	132,000.18	0.00	25,384.68	0.00	8,252.39	33,637.07
0000303505	*AA INSPECTOR	43,804.80	46,467.20	2,662.40	44,248.13	2,932.48	225.00	47,405.61
0000315244	*BUS OPERATOR	40,643.20	43,118.40	2,475.20	43,331.00	7,371.18	0.00	50,702.18
0000331770	DEPUTY CHIEF OF POLICE	99,275.28	102,253.58	2,978.30	100,268.07	0.00	0.00	100,268.07
0000304678	*SECRETARY (N8)	31,699.20	33,633.60	1,934.40	31,873.48	2,782.16	0.00	34,655.64
0000306172	*JOURNEYMAN AUTOMOTIVE TECH	43,804.80	46,467.20	2,662.40	46,750.68	6,262.93	225.00	53,238.61

MARTOC REPORT

EE NUMBER	TITLE	FY 14	FY 15	DIFFERENCE	REGULAR	OVERTIME	OTHER	TOTAL
		BASE SALARY	BASE SALARY	+/-	EARNINGS	EARNINGS	EARNINGS	EARNINGS
0000320668	*INSPECTOR	41,392.00	45,739.20	4,347.20	32,635.26	1,656.49	225.00	34,516.75
0000304922	*JOURNEYMAN SUPPORT EQUIPMENT	43,804.80	46,467.20	2,662.40	46,226.42	20,816.23	225.00	67,267.65
0000321533	*SERVICEPERSON IV	34,008.00	35,027.20	1,019.20	34,920.72	614.43	269.44	35,804.59
0000302012	*JOURNEYMAN ET-RADIO MAINT	43,804.80	46,467.20	2,662.40	48,196.33	19,589.30	225.00	68,010.63
0000320368	FOREMAN CUSTODIAL SERVICES	44,324.80	45,656.00	1,331.20	44,938.53	1,683.49	852.40	47,474.42
0000305688	*JOURNEYMAN ET-COMPUTER MAINT	43,804.80	46,467.20	2,662.40	48,217.75	24,735.21	225.00	73,177.96
0000329012	*BUS OPERATOR (DATE LAST EMPLOYED 2015-07-06 00:07:00)	31,491.20	36,649.60	5,158.40	30,759.16	3,464.30	0.00	34,223.46
0000305466	SUPT BUS MAINTENANCE GARAGE	69,151.42	71,225.96	2,074.54	69,843.19	0.00	7,447.11	77,290.30
0000304361	*BUS OPERATOR	40,643.20	43,118.40	2,475.20	42,947.17	13,147.69	0.00	56,094.86
0000304560	*STATION AGENT	37,169.60	39,436.80	2,267.20	41,314.59	2,895.14	0.00	44,209.73
0000322975	*JOURNEYMAN ET-RADIO MAINT	43,804.80	46,467.20	2,662.40	30,414.01	1,259.73	225.00	31,898.74
0000305206	SUPV BUS MAINTENANCE	53,830.40	55,452.80	1,622.40	53,618.18	14,738.66	6,211.20	74,568.04
0000306405	*INSPECTOR	43,804.80	45,739.20	1,934.40	46,595.08	5,104.16	225.00	51,924.24
0000306342	*JOURNEYMAN ET-RAIL CAR MAINT	43,804.80	46,467.20	2,662.40	49,738.37	21,886.24	225.00	71,849.61
0000304029	SUPV BUS TRANSPORTATION	48,048.00	49,483.20	1,435.20	49,175.28	19,334.71	0.00	68,509.99
0000314862	*BUS OPERATOR	40,643.20	43,118.40	2,475.20	44,512.76	17,765.70	0.00	62,278.46
0000331136	SAFETY DATA ANALYST	57,888.22	59,624.76	1,736.54	58,022.07	0.00	3,473.32	61,495.39
0000322821	*BUS OPERATOR	40,643.20	43,118.40	2,475.20	36,879.90	3,314.36	0.00	40,194.26
0000330975	SR INSTRUCTOR BUS TRANSPORT	28,454.40	63,074.18	34,619.78	53,242.51	5,151.08	0.00	58,393.59
0000326542	TRANSIT POLICE OFFICER SPECIAL	48,713.60	52,187.20	3,473.60	51,042.32	18,631.80	0.00	69,674.12
0000305808	*JOURNEYMAN SUPPORT EQUIPMENT (DATE LAST EMPLOYED 2015-01-01 00:01:00)	43,804.80	45,115.20	1,310.40	33,845.97	1,364.70	225.00	35,435.67
0000323749	SUPV BUS TRANSPORTATION	40,643.20	49,483.20	8,840.00	45,279.89	14,218.51	0.00	59,498.40
0000321310	*INSPECTOR	43,118.40	45,739.20	2,620.80	44,595.49	303.19	225.00	45,123.68
0000333045	*MOBILITY OPERATOR	27,664.00	27,664.00	0.00	19,288.19	1,076.40	0.00	20,364.59
0000303006	*BUS OPERATOR	40,643.20	43,118.40	2,475.20	43,077.29	16,403.60	0.00	59,480.89
0000303118	*BUS OPERATOR	40,643.20	43,118.40	2,475.20	45,813.34	16,624.96	0.00	62,438.30
0000315061	*BUS OPERATOR	40,643.20	43,118.40	2,475.20	42,162.85	4,720.33	0.00	46,883.18
0000304973	*BUS OPERATOR	40,643.20	43,118.40	2,475.20	43,218.15	10,518.53	0.00	53,736.68
0000306400	*JOURNEYMAN ET-RAIL CAR MAINT (DATE LAST EMPLOYED 2015-02-01 00:02:00)	43,804.80	45,115.20	1,310.40	34,637.01	31.59	225.00	34,893.60
0000302335	*JOURNEYMAN SUPPORT EQUIPMENT	43,804.80	46,467.20	2,662.40	45,535.63	2,049.83	225.00	47,810.46
0000302885	SUPV CAR REPAIR INSPECTION	52,104.00	53,664.00	1,560.00	53,752.29	4,884.75	1,321.39	59,958.43
0000333337	TRANSIT POLICE OFFICER SR	44,595.20	44,595.20	0.00	27,691.24	10,696.30	1,041.00	39,428.54
0000322976	*TRACK WALKER	43,118.40	45,739.20	2,620.80	42,940.47	10,786.25	0.00	53,726.72
0000306207	RAIL SERVICES CONTROLLER	69,035.20	71,115.20	2,080.00	69,761.42	8,527.49	5,542.73	83,831.64

MARTOC REPORT

EE NUMBER	TITLE	FY 14	FY 15	DIFFERENCE	REGULAR	OVERTIME	OTHER	TOTAL
		BASE SALARY	BASE SALARY	+/-	EARNINGS	EARNINGS	EARNINGS	EARNINGS
0000302368	*INSPECTOR	43,118.40	45,739.20	2,620.80	44,799.57	2,766.12	225.00	47,790.69
0000318427	TRANSIT POLICE SERGEANT	56,368.00	60,382.40	4,014.40	59,880.66	17,521.56	3,794.00	81,196.22
0000315408	*SERVICEPERSON IV	34,008.00	36,088.00	2,080.00	37,542.64	37,691.40	0.00	75,234.04
0000305539	*JOURNEYMAN RAIL CAR MECHANIC	43,804.80	46,467.20	2,662.40	46,069.95	127.31	225.00	46,422.26
0000329983	*BUS OPERATOR	31,491.20	36,649.60	5,158.40	34,454.58	2,346.41	0.00	36,800.99
0000305671	*JOURNEYMAN TRACK MECHANIC	43,804.80	46,467.20	2,662.40	46,716.60	11,679.76	225.00	58,621.36
0000303468	*BUS OPERATOR	40,643.20	43,118.40	2,475.20	45,655.37	21,671.29	0.00	67,326.66
0000318796	*BUS OPERATOR	40,643.20	43,118.40	2,475.20	45,185.37	26,471.90	0.00	71,657.27
0000318196	*BUS OPERATOR	40,643.20	43,118.40	2,475.20	42,019.38	1,252.33	0.00	43,271.71
0000318197	*BUS OPERATOR (DATE LAST EMPLOYED 2015-03-11 00:03:00)	40,643.20	41,870.40	1,227.20	38,363.19	19,464.82	0.00	57,828.01
0000302298	*JOURNEYMAN ET-RAIL CAR MAINT	43,804.80	46,467.20	2,662.40	46,056.23	7,528.60	225.00	53,809.83
0000322743	*RAIL STATION CLEANER	28,412.80	30,139.20	1,726.40	29,996.48	2,975.16	0.00	32,971.64
0000325244	TRANSIT POLICE OFFICER SR	45,032.00	48,256.00	3,224.00	41,608.59	6,488.22	259.80	48,356.61
0000319320	*RAIL OPERATOR (DATE LAST EMPLOYED 2015-03-24 00:03:00)	40,643.20	41,870.40	1,227.20	30,619.55	0.00	0.00	30,619.55
0000320036	MGR TELEPHONY OPERATIONS (DATE LAST EMPLOYED 2015-06-15 00:06:00)	87,262.24	87,262.24	0.00	88,135.12	0.00	19,533.37	107,668.49
0000327325	RECRUITING OFFICER II	59,335.12	61,115.08	1,779.96	59,700.52	0.00	2,175.64	61,876.16
0000306279	*JOURNEYMAN ET-RAIL CAR MAINT	43,804.80	46,467.20	2,662.40	46,755.07	9,661.08	225.00	56,641.15
0000326723	*JOURNEYMAN ELEC POWER ELECT	42,390.40	46,467.20	4,076.80	44,868.66	6,561.32	225.00	51,654.98
0000326274	*MOBILITY OPERATOR	26,083.20	32,260.80	6,177.60	26,652.66	8,282.98	0.00	34,935.64
0000332117	*BUS OPERATOR (DATE LAST EMPLOYED 2015-04-27 00:04:00)	32,427.20	32,427.20	0.00	24,786.42	2,797.99	207.82	27,792.23
0000321635	DIVISION DISPATCHER	48,048.00	49,483.20	1,435.20	49,059.78	4,881.03	0.00	53,940.81
0000330844	CONTRACT SPECIALIST III	59,612.54	70,038.02	10,425.48	64,807.96	0.00	0.00	64,807.96
0000332081	*BUS OPERATOR	28,454.40	33,404.80	4,950.40	30,410.49	5,204.92	148.58	35,763.99
0000302744	SUPV BUS MAINTENANCE	57,200.00	64,798.50	7,598.50	64,453.08	3,289.00	6,292.01	74,034.09
0000327408	STRUCTURAL ENGINEER IV	59,612.54	61,400.82	1,788.28	60,209.30	0.00	0.00	60,209.30
0000320033	*JOURNEYMAN ET-RAIL CAR MAINT	43,804.80	46,467.20	2,662.40	45,570.29	13,948.34	225.00	59,743.63
0000306485	ADVERTISING COORDINATOR	63,881.22	65,797.68	1,916.46	64,520.18	0.00	0.00	64,520.18
0000302764	*JOURNEYMAN SUPPORT EQUIPMENT	43,804.80	46,467.20	2,662.40	48,385.58	16,431.22	225.00	65,041.80
0000302409	*JOURNEYMAN OVERHAULER (DATE LAST EMPLOYED 2015-03-01 00:03:00)	43,804.80	45,115.20	1,310.40	38,185.62	1,863.82	225.00	40,274.44
0000319667	*BUS OPERATOR	40,643.20	43,118.40	2,475.20	43,533.91	15,005.70	0.00	58,539.61
0000316073	TRANSIT POLICE LIEUTENANT	65,936.00	71,032.00	5,096.00	68,642.41	6,193.42	2,933.92	77,769.75
0000330746	*BUS OPERATOR	31,491.20	33,404.80	1,913.60	32,338.97	3,709.04	0.00	36,048.01
0000331406	*BUS OPERATOR	28,454.40	33,404.80	4,950.40	31,847.66	7,191.64	0.00	39,039.30
0000328640	SUPV RAIL LINE	31,491.20	53,664.00	22,172.80	43,765.24	4,164.10	0.00	47,929.34

MARTOC REPORT

EE NUMBER	TITLE	FY 14	FY 15	DIFFERENCE	REGULAR	OVERTIME	OTHER	TOTAL
		BASE SALARY	BASE SALARY	+/-	EARNINGS	EARNINGS	EARNINGS	EARNINGS
0000333328	*INSPECTOR	42,660.80	42,660.80	0.00	25,542.88	555.13	0.00	26,098.01
0000302860	*JOURNEYMAN RAIL CAR MECHANIC	43,804.80	46,467.20	2,662.40	45,723.82	17,737.20	225.00	63,686.02
0000318931	*MOBILITY OPERATOR (DATE LAST EMPLOYED 2015-04-21 00:04:00)	30,409.60	31,324.80	915.20	29,226.71	1,693.70	0.00	30,920.41
0000304380	*BUS OPERATOR	40,643.20	43,118.40	2,475.20	40,366.42	2,876.88	0.00	43,243.30
0000303358	*BUS OPERATOR	40,643.20	43,118.40	2,475.20	42,801.33	15,271.74	0.00	58,073.07
0000321403	SYSTEM SAFETY COORDINATOR	71,612.06	73,760.44	2,148.38	72,053.00	0.00	6,151.32	78,204.32
0000306447	CHF VEHICLE ENGINEERING	92,823.64	95,608.24	2,784.60	93,752.15	0.00	14,613.81	108,365.96
0000321525	SR REDUCED FARE REPRESENTATIVE	28,821.00	29,679.00	858.00	29,013.61	787.05	306.69	30,107.35
0000322673	SUPV RAIL LINE	52,104.00	53,664.00	1,560.00	54,672.92	16,382.77	2,605.20	73,660.89
0000304839	*RAIL OPERATOR	40,643.20	43,118.40	2,475.20	42,869.99	17,491.59	0.00	60,361.58
0000315319	*MOBILITY OPERATOR	30,409.60	32,260.80	1,851.20	28,833.90	1,186.85	0.00	30,020.75
0000327975	*INSPECTOR	41,267.20	43,908.80	2,641.60	43,740.42	3,894.76	225.00	47,860.18
0000321772	*BUS OPERATOR	40,643.20	43,118.40	2,475.20	41,018.10	16,988.76	0.00	58,006.86
0000330311	*MOBILITY OPERATOR	23,358.40	29,078.40	5,720.00	23,279.39	2,186.17	103.36	25,568.92
0000318113	*BUS OPERATOR	40,643.20	43,118.40	2,475.20	41,687.79	5,038.78	0.00	46,726.57
0000331064	TRANSIT POLICE OFFICER	35,609.60	42,889.60	7,280.00	38,193.79	6,815.52	2,425.50	47,434.81
0000322109	*SERVICEPERSON IV	32,281.60	36,088.00	3,806.40	36,483.67	8,091.73	134.72	44,710.12
0000304247	TRANSIT POLICE OFFICER SR	54,787.20	56,430.40	1,643.20	54,920.22	14,608.86	1,053.60	70,582.68
0000321911	*INSPECTOR	43,118.40	45,739.20	2,620.80	26,595.07	108.86	225.00	26,928.93
0000330926	*JOURNEYMAN ELEC POWER ELECT	41,080.00	44,969.60	3,889.60	43,063.15	8,258.94	225.00	51,547.09
0000331373	CJIT-CALL TAKER	29,827.20	37,419.20	7,592.00	31,910.84	2,409.34	1,677.12	35,997.30
0000303891	*BUS OPERATOR	40,643.20	43,118.40	2,475.20	44,554.33	5,719.10	0.00	50,273.43
0000306387	*JOURNEYMAN ET-RAIL CAR MAINT	43,804.80	46,467.20	2,662.40	46,193.05	5,634.41	225.00	52,052.46
0000303408	*MOBILITY OPERATOR (DATE LAST EMPLOYED 2015-04-21 00:04:00)	30,409.60	31,324.80	915.20	24,314.12	2,647.38	0.00	26,961.50
0000303591	*JOURNEYMAN OVERHAULER	43,804.80	46,467.20	2,662.40	40,615.21	3,743.09	225.00	44,583.30
0000303328	MGR OPERATING & CAPITAL BUDGET	93,035.28	95,826.38	2,791.10	93,965.78	0.00	0.00	93,965.78
0000320053	SR INFORMATION SYSTEMS ANALYST	78,658.32	81,018.08	2,359.76	77,630.03	0.00	1,815.23	79,445.26
0000317051	*ENCODER CLERK	31,699.20	33,633.60	1,934.40	27,808.13	0.00	0.00	27,808.13
0000316178	INFORMATION SYS ANALYST III	70,000.06	72,100.08	2,100.02	69,892.63	0.00	5,384.67	75,277.30
0000325359	PROGRAM MANAGER CARS (DATE LAST EMPLOYED 2014-10-03 00:10:00)	84,978.92	84,978.92	0.00	26,147.48	0.00	3,268.42	29,415.90
0000303162	*JOURNEYMAN RAIL CAR MECHANIC	43,804.80	46,467.20	2,662.40	46,499.32	230.93	225.00	46,955.25
0000332789	TRANSIT POLICE OFFICER	41,246.40	41,246.40	0.00	37,531.37	7,355.97	911.11	45,798.45
0000331372	TRANSIT POLICE OFFICER	38,500.80	41,246.40	2,745.60	40,499.88	12,087.23	0.00	52,587.11
0000333436	CONTRACT SPECIALIST III	67,998.06	67,998.06	0.00	36,614.50	0.00	0.00	36,614.50

MARTOC REPORT

EE NUMBER	TITLE	FY 14	FY 15	DIFFERENCE	REGULAR	OVERTIME	OTHER	TOTAL
		BASE SALARY	BASE SALARY	+/-	EARNINGS	EARNINGS	EARNINGS	EARNINGS
0000327905	SUPV FIELD RESEARCH	0.00	0.00	0.00	19,057.50	1,614.38	0.00	20,671.88
0000306645	TRANSIT POLICE OFFICER SPECIAL	56,971.20	60,382.40	3,411.20	58,935.15	15,363.32	10,890.39	85,188.86
0000304609	*BUS OPERATOR	40,643.20	43,118.40	2,475.20	36,025.62	12,072.27	0.00	48,097.89
0000321492	*SERVICEPERSON IV	34,008.00	36,088.00	2,080.00	38,198.73	33,643.65	0.00	71,842.38
0000305400	GEN FOREMAN BLDGS & GROUNDS	65,047.32	66,998.62	1,951.30	65,697.86	0.00	10,507.68	76,205.54
0000315785	TRANSIT POLICE LIEUTENANT	68,972.80	73,881.60	4,908.80	72,325.89	11,749.33	3,037.60	87,112.82
0000304093	*SERVICEPERSON I (A)	31,824.00	34,257.60	2,433.60	32,078.78	2,691.07	0.00	34,769.85
0000306177	TRANSIT POLICE OFFICER SPECIAL	56,971.20	58,676.80	1,705.60	54,890.94	9,007.95	5,918.98	69,817.87
0000303966	*BUS OPERATOR	40,643.20	41,870.40	1,227.20	28,264.72	668.61	0.00	28,933.33
0000305261	(DATE LAST EMPLOYED 2015-05-01 00:05:00) HUMAN RESOURCES SYSTEM ANALYST	61,499.88	63,344.84	1,844.96	61,878.49	0.00	4,967.30	66,845.79
0000329150	TRANSIT POLICE OFFICER SR	41,641.60	46,384.00	4,742.40	46,914.11	11,955.68	866.00	59,735.79
0000322924	*BUS OPERATOR	37,606.40	43,118.40	5,512.00	20,455.94	3,111.47	0.00	23,567.41
0000321910	*JOURNEYMAN RAIL CAR MECHANIC	43,804.80	46,467.20	2,662.40	46,079.64	12,127.23	225.00	58,431.87
0000305497	CONTRACT SPECIALIST III	77,457.12	79,780.74	2,323.62	78,231.85	0.00	5,958.24	84,190.09
0000321075	*MOBILITY OPERATOR	30,409.60	32,260.80	1,851.20	32,109.06	12,172.51	0.00	44,281.57
0000316800	*MATERIAL CONTROLLER	42,369.60	44,948.80	2,579.20	43,835.27	6,243.67	0.00	50,078.94
0000321944	FOREMAN POWER	52,104.00	53,664.00	1,560.00	55,344.27	7,745.54	2,004.00	65,093.81
0000304988	*INSPECTOR	43,118.40	45,739.20	2,620.80	48,205.16	14,199.38	225.00	62,629.54
0000305157	*BUS OPERATOR	40,643.20	43,118.40	2,475.20	42,758.92	7,940.75	0.00	50,699.67
0000302869	*BUS OPERATOR	40,643.20	43,118.40	2,475.20	43,407.02	22,153.11	0.00	65,560.13
0000320690	*BUS OPERATOR	40,643.20	43,118.40	2,475.20	43,344.11	8,521.08	0.00	51,865.19
0000302420	*JOURNEYMAN ET-RAIL CAR MAINT	43,804.80	46,467.20	2,662.40	46,498.44	7,933.57	225.00	54,657.01
0000303473	*HOSTLER JUNIOR APPRENTICE	34,008.00	36,088.00	2,080.00	16,853.05	3,345.27	0.00	20,198.32
0000327119	DISPATCHER MOBILITY	38,126.40	40,601.60	2,475.20	39,333.33	217.94	0.00	39,551.27
0000317433	DATABASE ADMINISTRATOR III	73,924.24	76,142.04	2,217.80	74,625.86	0.00	0.00	74,625.86
0000319968	*BUS OPERATOR	40,643.20	41,870.40	1,227.20	31,065.11	1,438.37	0.00	32,503.48
0000303624	(DATE LAST EMPLOYED 2015-03-01 00:03:00) *BUS OPERATOR	40,643.20	43,118.40	2,475.20	45,304.41	21,887.88	0.00	67,192.29
0000324245	*SERVICEPERSON I	31,824.00	33,758.40	1,934.40	32,569.44	2,473.53	0.00	35,042.97
0000307191	CIVIL ENGINEER VI	81,660.80	84,110.52	2,449.72	82,477.81	0.00	0.00	82,477.81
0000331998	CONTRACT PROFESSIONAL	0.00	0.00	0.00	170,100.00	0.00	0.00	170,100.00
0000320698	TRANSIT POLICE SERGEANT	58,614.40	62,795.20	4,180.80	63,031.42	28,119.20	1,318.95	92,469.57
0000322855	*JOURNEYMAN ELEC POWER ELECT	43,804.80	46,467.20	2,662.40	45,923.72	22,771.12	225.00	68,919.84
0000329037	ARCHITECT III	50,017.50	54,997.02	4,979.52	51,234.86	0.00	0.00	51,234.86
0000302158	*JOURNEYMAN ET-RAIL CAR MAINT	43,804.80	46,467.20	2,662.40	44,656.01	15.80	225.00	44,896.81
0000315409	ELECTRICAL ENGINEER VI	80,205.32	82,611.36	2,406.04	81,007.93	0.00	8,498.91	89,506.84

MARTOC REPORT

EE NUMBER	TITLE	FY 14 BASE SALARY	FY 15 BASE SALARY	DIFFERENCE +/-	REGULAR EARNINGS	OVERTIME EARNINGS	OTHER EARNINGS	TOTAL EARNINGS
0000304325	*JOURNEYMAN SUPPORT EQUIPMENT	43,804.80	46,467.20	2,662.40	45,264.96	4,428.69	225.00	49,918.65
0000322344	MGR CIP MGMT OVERSIGHT	92,340.82	95,111.12	2,770.30	93,264.51	0.00	0.00	93,264.51
0000304082	*JOURNEYMAN SUPPORT EQUIPMENT	43,804.80	46,467.20	2,662.40	49,277.55	2,692.23	225.00	52,194.78
0000321021	*BUS OPERATOR	40,643.20	43,118.40	2,475.20	44,428.78	16,902.34	186.22	61,517.34
0000303209	*STATION AGENT	37,169.60	39,436.80	2,267.20	41,544.37	27,912.07	0.00	69,456.44
0000317914	TRANSIT POLICE OFFICER SR	54,787.20	56,430.40	1,643.20	55,440.43	34,107.02	16,646.88	106,194.33
0000317403	MGR FINANCIAL SYSTEMS	90,636.00	93,355.08	2,719.08	87,359.16	0.00	6,623.40	93,982.56
0000320367	*SERVICEPERSON I	28,412.80	30,576.00	2,163.20	24,529.27	640.33	0.00	25,169.60
0000325498	TRANSIT POLICE OFFICER SPECIAL	46,841.60	52,187.20	5,345.60	38,567.07	8,722.50	5,143.40	52,432.97
0000329425	RIDESTORE ASSISTANT	29,035.50	29,913.00	877.50	29,400.33	3,160.48	2,978.00	35,538.81
0000303697	*STATION AGENT	37,169.60	39,436.80	2,267.20	40,761.60	28,825.30	0.00	69,586.90
0000326462	TRANSIT POLICE OFFICER SR	46,841.60	50,169.60	3,328.00	46,312.38	15,733.03	3,008.64	65,054.05
0000302922	*AA INSPECTOR	43,804.80	46,467.20	2,662.40	47,888.55	10,954.07	225.00	59,067.62
0000306062	*JOURNEYMAN ET-RAIL CAR MAINT	43,804.80	46,467.20	2,662.40	47,433.13	15,219.72	225.00	62,877.85
0000327452	*BUS OPERATOR	34,548.80	39,894.40	5,345.60	30,204.52	628.34	0.00	30,832.86
0000304124	SUPT REVENUE COLLECTIONS	63,663.60	65,573.56	1,909.96	63,304.65	0.00	3,901.45	67,206.10
0000320740	*BUS OPERATOR	40,643.20	43,118.40	2,475.20	42,869.00	9,613.28	0.00	52,482.28
0000329020	*BUS OPERATOR	31,491.20	36,649.60	5,158.40	34,537.92	5,170.59	133.22	39,841.73
0000320864	MOBILITY CUSTOMER CARE REP	36,348.00	37,440.00	1,092.00	37,951.04	17,447.04	932.00	56,330.08
0000304937	*BUS OPERATOR	40,643.20	43,118.40	2,475.20	44,722.92	16,683.63	661.82	62,068.37
0000332200	*SERVICEPERSON I	28,828.80	32,323.20	3,494.40	31,466.80	2,841.57	0.00	34,308.37
0000302139	AUDITOR III	59,741.50	61,533.68	1,792.18	60,339.30	0.00	2,680.72	63,020.02
0000302622	TRAINING & DEVELOPMENT SPEC	48,429.94	49,882.82	1,452.88	48,914.50	0.00	5,030.79	53,945.29
0000315982	*BUS OPERATOR	40,643.20	43,118.40	2,475.20	42,850.88	6,228.08	0.00	49,078.96
0000321575	DIVISION DISPATCHER	48,048.00	49,483.20	1,435.20	49,117.53	9,559.95	6,006.00	64,683.48
0000332722	*MOBILITY OPERATOR	27,664.00	27,664.00	0.00	24,083.67	1,750.75	0.00	25,834.42
0000304957	SUPT RAIL CAR MAINT	67,974.92	70,014.10	2,039.18	68,655.04	0.00	5,856.31	74,511.35
0000330845	SR COST ESTIMATOR	75,000.12	77,250.16	2,250.04	74,596.49	0.00	3,006.16	77,602.65
0000330930	TRANSIT POLICE OFFICER	38,500.80	41,246.40	2,745.60	41,390.43	22,097.84	0.00	63,488.27
0000303733	*BUS OPERATOR	40,643.20	43,118.40	2,475.20	46,425.76	25,709.12	0.00	72,134.88
0000303452	*BUS OPERATOR	40,643.20	43,118.40	2,475.20	41,360.50	1,411.88	0.00	42,772.38
0000320587	*RAIL STATION CLEANER	28,412.80	30,139.20	1,726.40	26,608.44	1,141.92	0.00	27,750.36
0000321068	*MOBILITY OPERATOR (DATE LAST EMPLOYED 2015-07-22 00:07:00)	30,409.60	32,260.80	1,851.20	25,874.72	2,522.87	0.00	28,397.59
0000331936	*BUS OPERATOR	28,454.40	33,404.80	4,950.40	31,372.11	1,931.02	0.00	33,303.13

MARTOC REPORT

EE NUMBER	TITLE	FY 14	FY 15	DIFFERENCE	REGULAR	OVERTIME	OTHER	TOTAL
		BASE SALARY	BASE SALARY	+/-	EARNINGS	EARNINGS	EARNINGS	EARNINGS
0000302108	*BUS OPERATOR	40,643.20	43,118.40	2,475.20	42,477.60	12,432.90	0.00	54,910.50
0000303768	SUPV BUS TRANSPORTATION	48,048.00	49,483.20	1,435.20	48,771.03	3,122.00	9,240.00	61,133.03
0000328924	*MOBILITY OPERATOR	24,564.80	30,513.60	5,948.80	25,699.98	8,085.36	0.00	33,785.34
0000305554	*RAIL OPERATOR (DATE LAST EMPLOYED 2015-04-01 00:04:00)	40,643.20	41,870.40	1,227.20	32,598.77	1,133.45	0.00	33,732.22
0000323172	*BUS OPERATOR	40,643.20	43,118.40	2,475.20	41,563.30	1,883.14	0.00	43,446.44
0000324724	*JOURNEYMAN ET-TRAIN CONTROL	43,804.80	46,467.20	2,662.40	47,780.94	22,432.45	225.00	70,438.39
0000326714	*RAIL OPERATOR	34,548.80	39,894.40	5,345.60	39,597.78	9,184.19	0.00	48,781.97
0000321952	*BUS OPERATOR	34,548.80	39,894.40	5,345.60	41,169.66	21,934.46	0.00	63,104.12
0000320504	CONTRACT EMP ADMIN SUPPORT	0.00	0.00	0.00	28,256.50	2,348.28	0.00	30,604.78
0000302661	*BUS OPERATOR	40,643.20	43,118.40	2,475.20	43,904.07	15,987.92	0.00	59,891.99
0000330967	*MOBILITY OPERATOR	23,358.40	29,078.40	5,720.00	27,499.28	8,738.24	0.00	36,237.52
0000307077	DIVISION DISPATCHER	48,048.00	49,483.20	1,435.20	41,852.58	2,772.01	10,880.10	55,504.69
0000305907	FIELD INSPECTOR	51,216.56	52,747.50	1,530.94	52,910.89	4,688.43	2,035.55	59,634.87
0000305348	*BUS OPERATOR (DATE LAST EMPLOYED 2015-06-01 00:06:00)	40,643.20	41,870.40	1,227.20	28,541.27	660.95	0.00	29,202.22
0000317671	SUPPORT ANALYST II	46,882.68	48,289.28	1,406.60	47,351.73	0.00	0.00	47,351.73
0000320827	*REPROGRAPHICS SPEC I	23,961.60	26,416.00	2,454.40	26,001.07	0.01	0.00	26,001.08
0000302364	*INSPECTOR	43,118.40	45,739.20	2,620.80	44,175.84	685.50	225.00	45,086.34
0000305961	*JOURNEYMAN ET-RAIL CAR MAINT	43,804.80	46,467.20	2,662.40	45,039.81	0.00	225.00	45,264.81
0000319374	TRANSIT POLICE SERGEANT	60,964.80	65,291.20	4,326.40	63,316.86	39,804.63	6,893.52	110,015.01
0000303147	TRANSIT POLICE LIEUTENANT (DATE LAST EMPLOYED 2015-02-01 00:02:00)	80,308.80	80,308.80	0.00	55,474.86	12,490.36	1,029.73	68,994.95
0000323654	*MOBILITY OPERATOR	28,766.40	32,260.80	3,494.40	28,865.94	996.24	0.00	29,862.18
0000319858	*MOBILITY OPERATOR	27,414.40	32,260.80	4,846.40	27,096.16	4,966.07	0.00	32,062.23
0000323651	*MOBILITY OPERATOR	28,766.40	32,260.80	3,494.40	33,792.78	16,943.27	0.00	50,736.05
0000302519	*BUS OPERATOR	40,643.20	43,118.40	2,475.20	44,274.60	8,865.15	0.00	53,139.75
0000332142	CONTRACT EMP ADMIN SUPPORT	0.00	0.00	0.00	24,990.27	0.00	0.00	24,990.27
0000332451	*INSPECTOR	39,603.20	42,660.80	3,057.60	39,927.29	2,034.82	0.00	41,962.11
0000306598	*BUS OPERATOR	40,643.20	43,118.40	2,475.20	44,666.16	14,961.12	0.00	59,627.28
0000322678	TRANSIT POLICE OFFICER SR	52,686.40	56,430.40	3,744.00	52,117.31	13,470.23	2,816.60	68,404.14
0000304895	*BUS OPERATOR	40,643.20	43,118.40	2,475.20	42,199.98	13,812.97	0.00	56,012.95
0000302876	QA ENGINEER	66,780.74	68,784.04	2,003.30	67,448.84	0.00	2,568.50	70,017.34
0000333129	ARCHITECT V	75,000.12	75,000.12	0.00	54,808.12	0.00	0.00	54,808.12
0000322112	*BUS OPERATOR	37,606.40	43,118.40	5,512.00	40,486.90	6,946.17	0.00	47,433.07
0000302715	*BUS OPERATOR	28,454.40	33,404.80	4,950.40	29,505.40	8,292.40	0.00	37,797.80
0000304327	TRANSIT POLICE OFFICER SR (DATE LAST EMPLOYED 2015-01-01 00:01:00)	54,787.20	54,787.20	0.00	29,521.87	20,229.12	15,227.69	64,978.68

MARTOC REPORT

EE NUMBER	TITLE	FY 14	FY 15	DIFFERENCE	REGULAR	OVERTIME	OTHER	TOTAL
		BASE SALARY	BASE SALARY	+/-	EARNINGS	EARNINGS	EARNINGS	EARNINGS
0000331927	*BUS OPERATOR	28,454.40	33,404.80	4,950.40	28,960.46	2,883.75	0.00	31,844.21
0000321083	SR OCCUP MED SVCS WELL SPEC	50,900.20	52,427.18	1,526.98	50,626.54	0.00	3,328.16	53,954.70
0000322060	*JOURNEYMAN RAIL CAR MECHANIC	43,804.80	46,467.20	2,662.40	46,071.09	3,887.46	225.00	50,183.55
0000305955	*BUS OPERATOR	40,643.20	43,118.40	2,475.20	45,008.10	2,197.33	0.00	47,205.43
0000323738	*BUS OPERATOR	40,643.20	43,118.40	2,475.20	26,846.53	2,127.08	0.00	28,973.61
0000306096	HR INFORMATION SYSTEMS SPEC II (DATE LAST EMPLOYED 2015-06-19 00:06:00)	40,404.00	40,404.00	0.00	40,808.04	0.00	2,888.17	43,696.21
0000302778	SUPV TECH SUPPORT SVCS CENTR	67,120.82	69,134.52	2,013.70	64,092.33	0.00	4,797.95	68,890.28
0000332373	*MOBILITY OPERATOR	27,664.00	27,664.00	0.00	24,400.53	1,743.65	0.00	26,144.18
0000332902	*BUS OPERATOR	30,180.80	30,180.80	0.00	21,660.06	1,437.23	0.00	23,097.29
0000305419	*BUS OPERATOR	40,643.20	43,118.40	2,475.20	42,969.97	9,841.24	0.00	52,811.21
0000318012	*RAIL OPERATOR	40,643.20	43,118.40	2,475.20	37,294.96	3,954.78	0.00	41,249.74
0000303637	*BUS OPERATOR	40,643.20	43,118.40	2,475.20	43,309.91	5,272.72	0.00	48,582.63
0000324951	*MOBILITY OPERATOR	27,414.40	30,513.60	3,099.20	24,105.36	4,170.88	0.00	28,276.24
0000327458	*BUS OPERATOR	34,548.80	39,894.40	5,345.60	38,621.86	1,859.24	0.00	40,481.10
0000332183	*MATERIAL CONTROLLER LEAD	37,190.40	41,724.80	4,534.40	40,444.71	4,340.41	0.00	44,785.12
0000320298	*BUS OPERATOR	28,454.40	33,404.80	4,950.40	31,905.16	2,043.80	0.00	33,948.96
0000321410	*BUS OPERATOR	40,643.20	43,118.40	2,475.20	44,380.01	14,654.99	0.00	59,035.00
0000303508	MGR HUMAN RESOURCES INFO SYS	75,527.40	77,793.30	2,265.90	76,282.73	0.00	5,616.14	81,898.87
0000305515	*BUS OPERATOR	40,643.20	43,118.40	2,475.20	32,955.48	11,240.87	0.00	44,196.35
0000325643	TRANSIT POLICE OFFICER SPECIAL (DATE LAST EMPLOYED 2014-11-10 00:11:00)	56,971.20	56,971.20	0.00	18,388.02	1,499.64	5,039.76	24,927.42
0000330749	*BUS OPERATOR	31,491.20	33,404.80	1,913.60	32,565.64	4,200.26	0.00	36,765.90
0000302522	*BUS OPERATOR	40,643.20	43,118.40	2,475.20	42,955.39	12,459.04	0.00	55,414.43
0000318891	*SERVICEPERSON IV	34,008.00	36,088.00	2,080.00	37,590.31	13,381.51	0.00	50,971.82
0000302712	*BUS OPERATOR	40,643.20	43,118.40	2,475.20	40,731.55	1,515.76	0.00	42,247.31
0000331993	*BUS OPERATOR	28,454.40	33,404.80	4,950.40	28,186.00	3,415.95	0.00	31,601.95
0000323112	MOBILITY CUSTOMER CARE REP (DATE LAST EMPLOYED 2015-04-29 00:04:00)	36,348.00	36,348.00	0.00	30,718.72	1,957.20	1,667.35	34,343.27
0000302221	*BUS OPERATOR	40,643.20	43,118.40	2,475.20	41,690.88	3,206.13	0.00	44,897.01
0000302206	SUPT CONTROL CENTER	80,308.80	82,717.96	2,409.16	80,842.37	0.00	11,613.92	92,456.29
0000315157	*BUS OPERATOR	40,643.20	43,118.40	2,475.20	40,000.17	1,749.05	0.00	41,749.22
0000302575	*JOURNEYMAN ET-HVAC	43,804.80	46,467.20	2,662.40	42,617.58	7,974.32	225.00	50,816.90
0000302603	CHF REPORT TRACK SPEC PROJECTS	84,698.64	87,239.62	2,540.98	83,592.54	0.00	3,583.42	87,175.96
0000323717	*RAIL STATION CLEANER	28,412.80	30,139.20	1,726.40	29,781.84	3,782.70	0.00	33,564.54
0000303742	*JOURNEYMAN RAIL CAR MECHANIC	43,804.80	46,467.20	2,662.40	45,076.06	3,190.89	225.00	48,491.95
0000302628	*INSPECTOR	43,118.40	45,739.20	2,620.80	45,171.45	11,800.79	225.00	57,197.24

MARTOC REPORT

EE NUMBER	TITLE	FY 14	FY 15	DIFFERENCE +/-	REGULAR EARNINGS	OVERTIME EARNINGS	OTHER EARNINGS	TOTAL EARNINGS
		BASE SALARY	BASE SALARY					
0000304883	*BUS OPERATOR	40,643.20	43,118.40	2,475.20	45,355.95	18,165.75	320.46	63,842.16
0000328300	RESIDENT ENGINEER	64,639.12	83,311.28	18,672.16	65,037.36	0.00	248.62	65,285.98
0000321775	*BUS OPERATOR	40,643.20	43,118.40	2,475.20	43,549.72	18,907.12	0.00	62,456.84
0000307079	*BUS OPERATOR	40,643.20	43,118.40	2,475.20	44,862.72	27,642.36	0.00	72,505.08
0000303520	MAINTENANCE PLANNER BUS	52,686.40	54,267.20	1,580.80	54,631.74	6,028.54	0.00	60,660.28
0000305265	*SERVICEPERSON I	31,824.00	33,758.40	1,934.40	33,290.07	3,091.76	0.00	36,381.83
0000303682	*RAIL OPERATOR	40,643.20	43,118.40	2,475.20	38,477.47	18,680.60	0.00	57,158.07
0000331995	*BUS OPERATOR	28,454.40	33,404.80	4,950.40	30,040.45	2,843.19	0.00	32,883.64
0000314865	*RAIL STATION CLEANER	28,412.80	30,139.20	1,726.40	29,527.47	1,475.28	0.00	31,002.75
0000323587	*RAIL OPERATOR	34,548.80	39,894.40	5,345.60	38,721.61	13,559.07	0.00	52,280.68
0000311004	ELECTRICAL ENGINEER VI	80,205.32	82,611.36	2,406.04	81,007.69	0.00	0.00	81,007.69
0000302402	*BUS OPERATOR	40,643.20	43,118.40	2,475.20	42,725.84	1,704.91	0.00	44,430.75
0000304592	CONTRACT PROFESSIONAL	0.00	0.00	0.00	99,690.00	1,890.00	0.00	101,580.00
0000323905	SR LABOR RELATIONS SPECIALIST	73,760.18	75,973.04	2,212.86	74,497.94	0.00	4,561.05	79,058.99
0000304115	PARKING SERVICES REP	22,483.50	23,166.00	682.50	22,843.94	2,778.56	1,124.19	26,746.69
0000321940	TRANSIT POLICE OFFICER SR	52,686.40	56,430.40	3,744.00	56,001.19	33,427.48	4,161.72	93,590.39
0000305831	PERFORMANCE ANALYST	66,700.40	68,701.36	2,000.96	67,110.92	0.00	6,156.96	73,267.88
0000318191	SUPV COMMUNICATIONS	45,635.20	47,008.00	1,372.80	49,179.61	13,586.40	1,404.16	64,170.17
0000302213	*JOURNEYMAN RAIL CAR MECHANIC	43,804.80	46,467.20	2,662.40	47,202.37	4,812.55	225.00	52,239.92
0000302722	*MATERIAL CONTROLLER	42,369.60	44,948.80	2,579.20	45,893.25	732.24	0.00	46,625.49
0000306546	QA ENGINEER	73,196.76	75,392.72	2,195.96	73,647.45	0.00	7,056.95	80,704.40
0000304063	*INSPECTOR	43,118.40	45,739.20	2,620.80	43,703.43	212.02	225.00	44,140.45
0000303442	*BUS OPERATOR	40,643.20	40,643.20	0.00	21,561.76	4,988.32	0.00	26,550.08
0000314405	(DATE LAST EMPLOYED 2014-11-11 00:11:00) CONTRACT PROFESSIONAL	0.00	0.00	0.00	122,850.00	585.00	0.00	123,435.00
0000305685	*BUS OPERATOR	40,643.20	43,118.40	2,475.20	42,531.31	7,335.87	0.00	49,867.18
0000304443	*MOBILITY OPERATOR	28,766.40	32,260.80	3,494.40	27,627.05	363.07	0.00	27,990.12
0000302805	*JOURNEYMAN ET-TELEPHONE MAINT	43,804.80	43,804.80	0.00	21,951.78	6,167.97	225.00	28,344.75
0000303688	(DATE LAST EMPLOYED 2014-12-01 00:12:00) RAIL SERVICES CONTROLLER	69,035.20	69,035.20	0.00	60,841.18	2,588.77	6,106.96	69,536.91
0000332303	(DATE LAST EMPLOYED 2015-07-01 00:07:00) RAIL SERVICES CONTROLLER	55,972.80	63,356.80	7,384.00	59,314.56	18,445.15	4,995.40	82,755.11
0000305863	EEO DBE ANALYST	62,288.98	64,157.60	1,868.62	64,314.48	0.00	6,708.10	71,022.58
0000303804	*JOURNEYMAN ET-TRAIN CONTROL	41,080.00	42,640.00	1,560.00	34,579.14	12,919.25	225.00	47,723.39
0000322546	(DATE LAST EMPLOYED 2015-03-06 00:03:00) *BUS OPERATOR	40,643.20	43,118.40	2,475.20	41,806.32	10,761.14	0.00	52,567.46
0000321824	*SERVICEPERSON VII GROUNDSKEEPR	32,281.60	34,257.60	1,976.00	31,513.47	4,224.20	0.00	35,737.67
0000328472	*INSPECTOR	41,267.20	43,908.80	2,641.60	43,013.09	2,750.18	225.00	45,988.27

MARTOC REPORT

EE NUMBER	TITLE	FY 14	FY 15	DIFFERENCE	REGULAR	OVERTIME	OTHER	TOTAL
		BASE SALARY	BASE SALARY	+/-	EARNINGS	EARNINGS	EARNINGS	EARNINGS
0000304089	MAINTENANCE PLANNER BUS	52,686.40	54,267.20	1,580.80	53,567.88	823.23	2,634.32	57,025.43
0000306304	INSTRUCTOR TRACK	51,251.20	52,790.40	1,539.20	52,404.35	1,182.72	0.00	53,587.07
0000303382	*SERVICEPERSON I	31,824.00	33,758.40	1,934.40	33,340.49	1,869.72	0.00	35,210.21
0000305956	CONTRACT PROFESSIONAL	0.00	0.00	0.00	35,310.00	0.00	0.00	35,310.00
0000306753	ENGINEERING CAD SPECIALIST III	67,862.08	69,897.88	2,035.80	68,280.12	0.00	261.01	68,541.13
0000304806	*BUS OPERATOR	40,643.20	43,118.40	2,475.20	46,145.46	21,929.00	0.00	68,074.46
0000320396	*JOURNEYMAN ET-TRAIN CONTROL	43,804.80	46,467.20	2,662.40	46,535.97	22,432.10	225.00	69,193.07
0000305545	*BUS OPERATOR	40,643.20	43,118.40	2,475.20	44,661.84	41,582.49	0.00	86,244.33
0000330761	CONTRACT EMP PT POLICE OFFICER	0.00	0.00	0.00	24,650.00	0.00	0.00	24,650.00
0000314812	*BUS OPERATOR	40,643.20	43,118.40	2,475.20	36,734.00	9,075.83	0.00	45,809.83
0000303141	SR SERVICE PLANNER	71,005.74	73,135.92	2,130.18	71,716.07	0.00	5,461.99	77,178.06
0000329151	*MOBILITY OPERATOR	24,564.80	30,513.60	5,948.80	26,742.65	2,453.20	0.00	29,195.85
0000302594	FINANCE ADMINISTRATOR	49,370.62	50,851.84	1,481.22	49,864.60	0.00	569.67	50,434.27
0000323433	*MOBILITY OPERATOR	28,766.40	32,260.80	3,494.40	28,128.09	1,406.69	116.96	29,651.74
0000321907	*INSPECTOR	43,118.40	45,739.20	2,620.80	45,044.27	6,240.32	390.84	51,675.43
0000305999	TRANSIT POLICE OFFICER SR (DATE LAST EMPLOYED 2015-06-01 00:06:00)	54,787.20	54,787.20	0.00	53,333.23	24,950.62	8,973.25	87,257.10
0000317862	*BUS OPERATOR	40,643.20	43,118.40	2,475.20	41,922.57	3,976.78	312.64	46,211.99
0000304140	*JOURNEYMAN ELEC POWER ELECT	43,804.80	46,467.20	2,662.40	44,794.17	761.02	225.00	45,780.19
0000322239	*BUS OPERATOR	40,643.20	43,118.40	2,475.20	40,912.60	11,797.82	0.00	52,710.42
0000320839	MARKETING & SALES ASSOCIATE	50,678.16	52,198.38	1,520.22	50,696.48	0.00	0.00	50,696.48
0000331465	TRANSIT POLICE OFFICER	46,841.60	46,841.60	0.00	32,991.86	743.16	0.00	33,735.02
0000320417	FOREMAN COMPUTER MAINTENANCE	52,104.00	53,664.00	1,560.00	49,042.89	976.95	2,004.00	52,023.84
0000319668	*BUS OPERATOR	40,643.20	43,118.40	2,475.20	42,949.02	9,819.97	0.00	52,768.99
0000316065	*SERVICEPERSON I	31,824.00	33,758.40	1,934.40	30,411.00	350.00	0.00	30,761.00
0000323623	*BUS OPERATOR	40,643.20	43,118.40	2,475.20	44,367.15	10,902.11	0.00	55,269.26
0000332820	CONTRACT PROFESSIONAL	46,975.50	46,975.50	0.00	42,061.16	12.05	0.00	42,073.21
0000302693	CLAIMS ADJUSTER II	46,855.12	48,260.68	1,405.56	44,440.54	0.00	7,194.38	51,634.92
0000306122	*JOURNEYMAN RAIL CAR MECHANIC	43,804.80	46,467.20	2,662.40	43,947.86	1,838.79	225.00	46,011.65
0000306123	*RAIL STATION CLEANER	28,412.80	30,139.20	1,726.40	30,556.96	3,614.36	0.00	34,171.32
0000322957	DIR DEVELOPMT & REGIONAL COORD (DATE LAST EMPLOYED 2014-09-18 00:09:00)	98,000.24	98,000.24	0.00	26,033.04	0.00	3,974.29	30,007.33
0000305623	MEDIA SALES REP	26,773.50	27,573.00	799.50	27,171.73	1,143.06	1,297.49	29,612.28
0000327734	*BUS OPERATOR	28,454.40	33,404.80	4,950.40	28,876.54	4,720.19	0.00	33,596.73
0000331466	*BUS OPERATOR	28,454.40	33,404.80	4,950.40	32,157.12	7,782.58	0.00	39,939.70
0000333231	TRANSIT POLICE OFFICER	41,246.40	41,246.40	0.00	26,885.32	1,723.05	0.00	28,608.37
0000304972	*BUS OPERATOR	40,643.20	43,118.40	2,475.20	43,853.80	2,799.42	0.00	46,653.22

MARTOC REPORT

EE NUMBER	TITLE	FY 14	FY 15	DIFFERENCE	REGULAR	OVERTIME	OTHER	TOTAL
		BASE SALARY	BASE SALARY	+/-	EARNINGS	EARNINGS	EARNINGS	EARNINGS
0000319204	RESIDENT ENGINEER	85,053.28	87,604.92	2,551.64	85,576.95	0.00	327.13	85,904.08
0000305993	TRANSIT POLICE OFFICER SR	54,787.20	56,430.40	1,643.20	56,191.14	13,719.95	1,053.60	70,964.69
0000333474	*INSPECTOR	42,660.80	42,660.80	0.00	21,890.28	521.70	0.00	22,411.98
0000304596	SUPV BUS MAINTENANCE	53,830.40	55,452.80	1,622.40	56,490.86	4,529.00	2,070.40	63,090.26
0000326864	*BUS OPERATOR	34,548.80	39,894.40	5,345.60	33,146.19	1,667.22	0.00	34,813.41
0000332674	*MOBILITY OPERATOR	27,664.00	27,664.00	0.00	23,536.41	2,835.94	0.00	26,372.35
0000323658	*BUS OPERATOR	40,643.20	43,118.40	2,475.20	37,335.64	1,145.15	0.00	38,480.79
0000328141	*RAIL OPERATOR	34,548.80	39,894.40	5,345.60	37,446.16	16,027.46	0.00	53,473.62
0000328638	*BUS OPERATOR	31,491.20	36,649.60	5,158.40	27,587.24	5,207.63	0.00	32,794.87
0000305151	*MATERIAL CONTROLLER LEAD	43,659.20	46,321.60	2,662.40	45,487.47	4,604.60	177.36	50,269.43
0000304996	*JOURNEYMAN OVERHAULER	43,804.80	46,467.20	2,662.40	45,721.56	11,535.11	225.00	57,481.67
0000306099	*JOURNEYMAN AUTOMOTIVE TECH	43,804.80	46,467.20	2,662.40	50,338.06	34,103.88	225.00	84,666.94
0000332735	TRANSIT POLICE OFFICER	35,609.60	42,889.60	7,280.00	40,298.44	10,542.04	1,001.00	51,841.48
0000320317	*FILING CLERK	31,699.20	33,633.60	1,934.40	34,266.90	0.00	0.00	34,266.90
0000306414	*BUS OPERATOR	40,643.20	43,118.40	2,475.20	39,878.75	4,424.72	0.00	44,303.47
0000302346	SVC DESK SUPPORT AGENT	41,905.50	43,153.50	1,248.00	42,324.59	0.00	5,952.73	48,277.32
0000319874	*MOBILITY OPERATOR	30,409.60	32,260.80	1,851.20	24,367.97	4,915.71	0.00	29,283.68
0000332721	*TRACK MAINTAINER (DATE LAST EMPLOYED 2015-01-22 00:01:00)	39,603.20	40,788.80	1,185.60	25,865.99	5,040.84	0.00	30,906.83
0000320999	AUDITOR III	63,922.30	65,840.06	1,917.76	64,561.89	0.00	1,721.00	66,282.89
0000318200	*BUS OPERATOR	40,643.20	43,118.40	2,475.20	39,860.34	2,307.79	0.00	42,168.13
0000324192	ELEV ESCALATOR SAFE INSPEC II	66,553.50	68,542.50	1,989.00	68,191.78	16,143.52	6,099.04	90,434.34
0000323983	TRANSIT POLICE OFFICER SR	46,841.60	50,169.60	3,328.00	49,390.99	31,320.73	0.00	80,711.72
0000306031	*JOURNEYMAN ELEC POWER ELECT	43,804.80	46,467.20	2,662.40	40,111.83	539.08	225.00	40,875.91
0000305792	TRANSIT POLICE OFFICER SR	54,787.20	56,430.40	1,643.20	52,832.77	10,104.73	3,582.24	66,519.74
0000305677	FIELD INSPECTOR	51,226.50	52,767.00	1,540.50	52,132.96	4,557.90	3,598.99	60,289.85
0000305270	CJIT-POLICE DISPATCHER	38,126.40	40,601.60	2,475.20	39,560.88	281.92	1,042.25	40,885.05
0000331989	FINANCIAL ANALYST II	57,888.22	64,251.98	6,363.76	62,072.89	0.00	239.93	62,312.82
0000332366	TRANSIT POLICE OFFICER	35,609.60	42,889.60	7,280.00	42,507.39	14,999.30	0.00	57,506.69
0000303172	TRANSIT POLICE OFFICER SR	54,787.20	56,430.40	1,643.20	56,033.08	27,321.25	7,072.29	90,426.62
0000302029	TRANSIT POLICE SERGEANT (DATE LAST EMPLOYED 2015-01-01 00:01:00)	65,936.00	65,936.00	0.00	37,566.12	8,428.30	5,042.84	51,037.26
0000305283	*JOURNEYMAN RAIL CAR MECHANIC	43,804.80	46,467.20	2,662.40	48,069.35	10,952.19	225.00	59,246.54
0000329154	*CUSTOMER INFORMATION OPERATOR	25,792.00	29,016.00	3,224.00	27,203.77	2,798.67	0.00	30,002.44
0000324754	IT QUALITY ASSURANCE ENGINEER	81,136.12	75,973.04	-5,163.08	79,905.17	0.00	624.13	80,529.30
0000306558	FARE COLLECTION ASST	30,556.50	31,473.00	916.50	30,932.70	1,304.61	1,661.02	33,898.33

MARTOC REPORT

EE NUMBER	TITLE	FY 14	FY 15	DIFFERENCE	REGULAR	OVERTIME	OTHER	TOTAL
		BASE SALARY	BASE SALARY	+/-	EARNINGS	EARNINGS	EARNINGS	EARNINGS
0000302872	*JOURNEYMAN RAIL CAR MECHANIC	43,804.80	46,467.20	2,662.40	46,429.09	15,390.35	225.00	62,044.44
0000313798	CONTRACT PROFESSIONAL	0.00	0.00	0.00	46,365.00	962.50	0.00	47,327.50
0000331542	TRANSIT POLICE OFFICER	48,713.60	52,187.20	3,473.60	51,839.90	12,060.07	0.00	63,899.97
0000320370	*SERVICEPERSON VII GROUNDSKEEPR	32,281.60	34,257.60	1,976.00	33,824.75	5,379.80	0.00	39,204.55
0000319809	*BUS OPERATOR	40,643.20	43,118.40	2,475.20	42,538.11	641.39	312.64	43,492.14
0000304316	RAIL SERVICES CONTROLLER	69,035.20	71,115.20	2,080.00	66,432.71	10,915.44	3,302.41	80,650.56
0000323169	*BUS OPERATOR	40,643.20	43,118.40	2,475.20	46,205.91	9,839.89	0.00	56,045.80
0000303208	GEN FOREMAN BLDGS & GROUNDS	62,839.40	64,724.66	1,885.26	63,467.81	0.00	8,456.74	71,924.55
0000315251	*BUS OPERATOR	40,643.20	43,118.40	2,475.20	35,726.47	2,812.57	0.00	38,539.04
0000317857	*JOURNEYMAN ET-TELEPHONE MAINT	43,804.80	46,467.20	2,662.40	46,123.46	25,479.86	225.00	71,828.32
0000321691	*BUS OPERATOR	40,643.20	43,118.40	2,475.20	44,031.62	15,637.90	0.00	59,669.52
0000303619	OFFICE ADMINISTRATOR II	59,478.90	61,263.28	1,784.38	54,125.94	0.00	13,630.75	67,756.69
0000302610	CONTRACT PROFESSIONAL	0.00	0.00	0.00	79,629.20	0.00	0.00	79,629.20
0000302674	*BUS OPERATOR	40,643.20	43,118.40	2,475.20	43,123.72	9,993.08	0.00	53,116.80
0000302080	RAIL SERVICES CONTROLLER	55,972.80	61,214.40	5,241.60	56,981.25	9,841.29	9,019.65	75,842.19
0000321898	*BUS OPERATOR	40,643.20	43,118.40	2,475.20	42,542.43	10,420.89	0.00	52,963.32
0000318842	*BUS OPERATOR	40,643.20	41,870.40	1,227.20	35,975.72	6,948.41	0.00	42,924.13
0000324056	*SERVICEPERSON VII GROUNDSKEEPR	32,281.60	34,257.60	1,976.00	28,832.89	1,895.40	0.00	30,728.29
0000324895	OPTICAL NETWORK ENGINEER	81,000.14	83,430.10	2,429.96	81,810.43	0.00	0.00	81,810.43
0000323711	*BUS OPERATOR	40,643.20	43,118.40	2,475.20	41,021.86	711.41	0.00	41,733.27
0000332613	*BUS OPERATOR	30,180.80	30,180.80	0.00	25,648.39	2,278.63	0.00	27,927.02
0000302283	*BUS OPERATOR	40,643.20	43,118.40	2,475.20	43,416.07	8,690.88	0.00	52,106.95
0000323709	*BUS OPERATOR	34,548.80	39,894.40	5,345.60	36,441.46	3,954.38	0.00	40,395.84
0000322066	*CUSTOMER INFORMATION OPERATOR	27,372.80	27,372.80	0.00	27,177.49	580.08	0.00	27,757.57
0000315987	*BUS OPERATOR	40,643.20	43,118.40	2,475.20	44,851.02	9,968.65	0.00	54,819.67
0000323698	*BUS OPERATOR	40,643.20	43,118.40	2,475.20	44,408.33	4,520.70	0.00	48,929.03
0000328360	TRANSIT POLICE OFFICER SPECIAL	45,032.00	50,169.60	5,137.60	41,563.48	1,256.55	3,497.76	46,317.79
0000333451	CONTRACT SPECIALIST III	67,998.06	67,998.06	0.00	36,614.50	0.00	0.00	36,614.50
0000329114	CUSTOMER CARE FIELD REP	36,523.50	40,599.00	4,075.50	39,243.12	1,543.11	66.09	40,852.32
0000328226	EQUITY ADMINISTRATOR	74,500.14	76,735.10	2,234.96	74,958.77	0.00	286.54	75,245.31
0000331881	CONTRACT PROFESSIONAL	0.00	0.00	0.00	161,852.00	1,032.00	0.00	162,884.00
0000305612	*BUS OPERATOR (DATE LAST EMPLOYED 2015-01-07 00:01:00)	40,643.20	41,870.40	1,227.20	25,830.81	398.63	92.43	26,321.87
0000303775	*BUS OPERATOR	40,643.20	43,118.40	2,475.20	40,238.18	9,101.86	0.00	49,340.04
0000317404	TRANSIT POLICE OFFICER SR	54,787.20	56,430.40	1,643.20	47,051.14	18,391.99	11,273.52	76,716.65
0000304648	TRANSIT POLICE LIEUTENANT	74,609.60	82,721.60	8,112.00	81,906.45	28,670.72	8,880.30	119,457.47

MARTOC REPORT

EE NUMBER	TITLE	FY 14	FY 15	DIFFERENCE	REGULAR	OVERTIME	OTHER	TOTAL
		BASE SALARY	BASE SALARY	+/-	EARNINGS	EARNINGS	EARNINGS	EARNINGS
0000332519	CONTRACT EMP ADMIN SUPPORT	0.00	0.00	0.00	26,362.50	0.00	0.00	26,362.50
0000329605	*BUS OPERATOR	31,491.20	36,649.60	5,158.40	36,739.45	14,504.05	0.00	51,243.50
0000306014	TRANSIT POLICE SERGEANT	65,936.00	67,912.00	1,976.00	68,867.21	18,140.39	2,536.00	89,543.60
0000327456	*BUS OPERATOR	34,548.80	39,894.40	5,345.60	18,746.45	1,638.31	0.00	20,384.76
0000332982	*BUS OPERATOR	30,180.80	30,180.80	0.00	20,563.56	2,039.78	0.00	22,603.34
0000305513	DISPATCHER-RAIL TRANSPORTATION	48,048.00	49,483.20	1,435.20	49,129.08	8,177.40	2,310.00	59,616.48
0000303207	LABOR RELATIONS SPECIALIST	58,000.02	59,739.94	1,739.92	58,580.18	0.00	4,312.86	62,893.04
0000303011	CONTRACT PROFESSIONAL (DATE LAST EMPLOYED 2014-11-07 00:11:00)	0.00	0.00	0.00	21,640.50	2,484.00	0.00	24,124.50
0000302482	*BUS OPERATOR	40,643.20	43,118.40	2,475.20	42,926.66	5,443.05	0.00	48,369.71
0000322153	*BUS OPERATOR	40,643.20	43,118.40	2,475.20	32,459.16	1,913.86	156.32	34,529.34
0000304833	CONTRACT INSTRUCTOR	0.00	0.00	0.00	49,632.55	953.25	0.00	50,585.80
0000305220	INSTRUCTOR RAIL OPERATIONS	52,499.20	54,080.00	1,580.80	53,819.25	1,419.75	4,543.20	59,782.20
0000302670	*JOURNEYMAN RAIL CAR MECHANIC	43,804.80	46,467.20	2,662.40	39,380.49	9,416.19	225.00	49,021.68
0000323530	*BUS OPERATOR	40,643.20	43,118.40	2,475.20	44,149.59	10,330.96	334.77	54,815.32
0000305222	*BUS OPERATOR	40,643.20	43,118.40	2,475.20	17,552.28	2,706.52	0.00	20,258.80
0000333044	*MOBILITY OPERATOR	27,664.00	27,664.00	0.00	19,113.64	3,491.89	0.00	22,605.53
0000306482	MOBILITY CUSTOMER CARE REP	36,523.50	37,615.50	1,092.00	34,920.39	2,590.44	2,931.27	40,442.10
0000304116	CONTRACT SPECIALIST II	57,410.60	59,132.84	1,722.24	57,763.98	0.00	2,852.58	60,616.56
0000320441	*MOBILITY OPERATOR	30,409.60	32,260.80	1,851.20	27,895.20	2,706.96	0.00	30,602.16
0000305223	*BUS OPERATOR	40,643.20	43,118.40	2,475.20	39,539.86	2,733.43	162.45	42,435.74
0000306443	*BUS OPERATOR	40,643.20	43,118.40	2,475.20	42,876.45	15,280.19	0.00	58,156.64
0000320046	*JOURNEYMAN SUPPORT EQUIPMENT	43,804.80	46,467.20	2,662.40	35,767.05	3,004.36	225.00	38,996.41
0000304054	*REVENUE AGENT	41,308.80	43,825.60	2,516.80	44,787.73	610.46	0.00	45,398.19
0000318263	*BUS OPERATOR	40,643.20	43,118.40	2,475.20	43,231.38	11,532.65	0.00	54,764.03
0000306636	TRANSIT POLICE SERGEANT	60,964.80	65,291.20	4,326.40	61,956.51	31,475.40	10,258.50	103,690.41
0000303373	*RAIL OPERATOR	40,643.20	43,118.40	2,475.20	30,621.32	3,921.08	0.00	34,542.40
0000327897	MOBILITY SERVICE AGENT	24,564.80	29,620.50	5,055.70	29,003.50	4,870.29	100.32	33,974.11
0000303297	CONTRACT PROFESSIONAL	62,848.50	62,848.50	0.00	40,819.30	4,544.45	0.00	45,363.75
0000302879	*BUS OPERATOR	40,643.20	43,118.40	2,475.20	45,734.36	17,762.50	0.00	63,496.86
0000329164	*BUS OPERATOR	31,491.20	36,649.60	5,158.40	18,959.87	2,955.21	0.00	21,915.08
0000315147	*SERVICEPERSON I	31,824.00	33,758.40	1,934.40	33,265.66	5.74	0.00	33,271.40
0000329344	*MOBILITY OPERATOR	24,564.80	30,513.60	5,948.80	25,346.21	1,419.49	188.96	26,954.66
0000320557	CONTRACT SPECIALIST II	57,410.60	59,132.84	1,722.24	50,553.57	0.00	7,949.17	58,502.74
0000319700	SR DIR HUMAN RESOURCES	130,000.00	128,750.18	-1,249.82	132,087.14	0.00	0.00	132,087.14

MARTOC REPORT

EE NUMBER	TITLE	FY 14	FY 15	DIFFERENCE	REGULAR	OVERTIME	OTHER	TOTAL
		BASE SALARY	BASE SALARY	+/-	EARNINGS	EARNINGS	EARNINGS	EARNINGS
0000304742	CONTRACT PROFESSIONAL	0.00	0.00	0.00	49,594.12	18,630.34	0.00	68,224.46
0000330389	*JOURNEYMAN ELEC POWER ELECT	41,080.00	44,969.60	3,889.60	44,333.65	10,772.33	225.00	55,330.98
0000302090	*INSPECTOR	40,643.20	43,908.80	3,265.60	40,880.07	15,278.22	450.00	56,608.29
0000317514	BUSINESS ANALYST III	74,486.88	76,721.58	2,234.70	71,794.09	0.00	3,437.86	75,231.95
0000302198	MGR CUSTOMER CARE CENTER	74,447.62	76,681.02	2,233.40	75,192.41	0.00	0.00	75,192.41
0000316509	*STATION AGENT (DATE LAST EMPLOYED 2015-04-01 00:04:00)	37,169.60	38,292.80	1,123.20	25,790.78	1,012.50	0.00	26,803.28
0000333472	*INSPECTOR	42,660.80	42,660.80	0.00	21,841.54	1,294.07	0.00	23,135.61
0000314979	RAIL SERVICES CONTROLLER	69,035.20	71,115.20	2,080.00	63,603.72	5,722.61	4,115.57	73,441.90
0000303927	*BUS OPERATOR	40,643.20	43,118.40	2,475.20	45,979.13	35,138.08	0.00	81,117.21
0000303291	*BUS OPERATOR	40,643.20	43,118.40	2,475.20	43,327.74	12,709.46	0.00	56,037.20
0000332954	TRANSIT POLICE OFFICER	41,246.40	41,246.40	0.00	32,432.20	1,740.98	1,347.50	35,520.68
0000326060	BUILDING MAINT SPEC II	48,900.80	50,367.72	1,466.92	49,389.82	0.00	2,117.54	51,507.36
0000322551	*BUS OPERATOR	40,643.20	43,118.40	2,475.20	43,223.43	9,704.91	0.00	52,928.34
0000307703	GRANT WRITER	52,500.24	59,083.18	6,582.94	56,814.32	0.00	1,323.76	58,138.08
0000331450	*TRACK MAINTAINER	40,206.40	43,118.40	2,912.00	42,893.84	5,186.34	0.00	48,080.18
0000305818	*JOURNEYMAN ET-RAIL CAR MAINT	43,804.80	46,467.20	2,662.40	43,558.95	2,458.74	225.00	46,242.69
0000332247	*BUS OPERATOR	33,404.80	33,404.80	0.00	28,654.64	2,382.36	0.00	31,037.00
0000303526	TRANSIT POLICE SERGEANT	65,936.00	67,912.00	1,976.00	68,481.51	16,535.58	5,325.60	90,342.69
0000303531	ACCOUNTANT III	57,910.06	59,647.38	1,737.32	58,489.45	0.00	4,232.51	62,721.96
0000315524	*SERVICEPERSON II	31,824.00	33,758.40	1,934.40	32,867.17	40.17	0.00	32,907.34
0000305295	SAFETY OPERATIONAL OFFICER	60,279.44	67,978.30	7,698.86	63,741.89	0.00	6,784.92	70,526.81
0000305571	CHF QA CONTRACT MANAGEMENT	89,387.22	92,068.86	2,681.64	90,281.78	0.00	0.00	90,281.78
0000320582	*SERVICEPERSON I	31,824.00	33,758.40	1,934.40	32,725.50	1,101.39	122.40	33,949.29
0000326789	INFORMATION SYS ANALYST III (DATE LAST EMPLOYED 2015-02-27 00:02:00)	73,760.18	73,760.18	0.00	53,220.94	0.00	3,478.08	56,699.02
0000302211	ASST SUPT MOBILITY DISPATCH	48,650.16	50,109.54	1,459.38	49,136.82	0.00	4,865.03	54,001.85
0000303086	*BUS OPERATOR (DATE LAST EMPLOYED 2015-07-01 00:07:00)	40,643.20	41,870.40	1,227.20	43,913.45	11,315.53	0.00	55,228.98
0000303653	*BUS OPERATOR	40,643.20	43,118.40	2,475.20	31,638.54	2,544.55	0.00	34,183.09
0000303841	*BUS OPERATOR	40,643.20	43,118.40	2,475.20	45,315.55	17,476.41	0.00	62,791.96
0000304366	*INSPECTOR	43,118.40	45,739.20	2,620.80	47,721.70	12,897.37	225.00	60,844.07
0000330290	*JOURNEYMAN ET-TRAIN CONTROL	41,392.00	44,969.60	3,577.60	44,586.60	32,231.12	225.00	77,042.72
0000305473	TRANSIT POLICE SERGEANT	65,936.00	67,912.00	1,976.00	68,544.94	14,205.64	5,706.00	88,456.58
0000332928	*BUS OPERATOR	30,180.80	30,180.80	0.00	21,918.86	1,520.79	0.00	23,439.65
0000302873	*BUS OPERATOR	40,643.20	43,118.40	2,475.20	45,542.17	17,408.30	0.00	62,950.47
0000319450	*MATERIAL CONTROLLER	37,190.40	41,308.80	4,118.40	41,250.95	8,127.08	0.00	49,378.03

MARTOC REPORT

EE NUMBER	TITLE	FY 14	FY 15	DIFFERENCE	REGULAR	OVERTIME	OTHER	TOTAL
		BASE SALARY	BASE SALARY	+/-	EARNINGS	EARNINGS	EARNINGS	EARNINGS
0000304696	SUPT RAIL LINE	61,800.18	63,654.24	1,854.06	62,180.53	0.00	9,682.05	71,862.58
0000321432	GEN SUPT MOBILITY	73,000.20	75,190.18	2,189.98	65,307.13	0.00	13,196.20	78,503.33
0000331795	CONTRACT EMP PT POLICE OFFICER	0.00	0.00	0.00	28,950.00	0.00	0.00	28,950.00
0000302078	ELECTRICAL ENGINEER VI	86,000.20	88,580.18	2,579.98	86,861.05	0.00	5,623.12	92,484.17
0000331717	*JOURNEYMAN RAIL CAR MECHANIC	39,603.20	43,908.80	4,305.60	40,848.89	850.59	225.00	41,924.48
0000306610	*BUS OPERATOR	40,643.20	43,118.40	2,475.20	42,533.32	4,046.28	0.00	46,579.60
0000326344	GEN SUPT CONTROL CENTER (DATE LAST EMPLOYED 2014-12-18 00:12:00)	90,030.20	90,030.20	0.00	47,300.49	0.00	3,552.74	50,853.23
0000327792	*RAIL OPERATOR	34,548.80	39,894.40	5,345.60	37,052.94	14,524.49	0.00	51,577.43
0000320685	*BUS OPERATOR	40,643.20	43,118.40	2,475.20	41,585.15	3,533.56	0.00	45,118.71
0000321979	*JOURNEYMAN RAIL CAR MECHANIC	43,804.80	46,467.20	2,662.40	44,644.44	6,194.86	225.00	51,064.30
0000319893	*JOURNEYMAN ET-TRAIN CONTROL	43,804.80	46,467.20	2,662.40	46,113.53	9,711.44	225.00	56,049.97
0000305155	*BUS OPERATOR	40,643.20	43,118.40	2,475.20	43,203.32	17,518.68	0.00	60,722.00
0000330977	*BUS OPERATOR	28,454.40	33,404.80	4,950.40	32,951.09	2,845.47	0.00	35,796.56
0000317521	TRANSIT POLICE OFFICER SPECIAL	56,971.20	58,676.80	1,705.60	55,787.96	32,847.55	10,408.20	99,043.71
0000302699	*INSPECTOR	43,118.40	45,739.20	2,620.80	49,881.98	15,224.44	225.00	65,331.42
0000302689	*HOSTLER JUNIOR APPRENTICE	34,008.00	36,088.00	2,080.00	35,302.75	4,464.40	0.00	39,767.15
0000306263	*JOURNEYMAN ELEC POWER ELECT	43,804.80	46,467.20	2,662.40	45,189.47	717.33	225.00	46,131.80
0000329358	*BUS OPERATOR	31,491.20	36,649.60	5,158.40	29,077.60	16,420.73	0.00	45,498.33
0000304846	*RAIL STATION CLEANER	28,412.80	30,139.20	1,726.40	30,543.34	3,481.28	0.00	34,024.62
0000322736	*INSPECTOR	43,118.40	45,739.20	2,620.80	42,346.73	4,507.05	225.00	47,078.78
0000321577	CONTRACT PROFESSIONAL	0.00	0.00	0.00	52,104.00	16,125.52	0.00	68,229.52
0000302964	*BUS OPERATOR	40,643.20	43,118.40	2,475.20	41,731.44	1,113.34	16.22	42,861.00
0000327853	*MOBILITY OPERATOR (DATE LAST EMPLOYED 2015-03-13 00:03:00)	24,564.80	26,873.60	2,308.80	21,361.14	3,553.13	0.00	24,914.27
0000328287	*BUS OPERATOR	34,548.80	39,894.40	5,345.60	35,464.32	2,643.80	0.00	38,108.12
0000324226	SR GRAPHICS DESIGNER	50,703.38	52,224.38	1,521.00	51,210.56	0.00	0.00	51,210.56
0000306348	PURCHASE CARD ADMINISTRATOR	58,533.28	60,289.32	1,756.04	59,118.89	0.00	4,052.32	63,171.21
0000304663	*RAIL OPERATOR	40,643.20	43,118.40	2,475.20	44,427.07	20,729.14	0.00	65,156.21
0000320938	*MOBILITY OPERATOR	30,409.60	32,260.80	1,851.20	33,812.52	7,635.88	0.00	41,448.40
0000324396	*JOURNEYMAN ET-TRAIN CONTROL	43,804.80	46,467.20	2,662.40	46,796.56	20,740.97	225.00	67,762.53
0000328356	*STATION AGENT	33,800.00	39,436.80	5,636.80	38,491.72	1,328.24	0.00	39,819.96
0000321201	*STATION AGENT	33,800.00	39,436.80	5,636.80	39,020.78	18,086.90	0.00	57,107.68
0000331807	*BUS OPERATOR	28,454.40	33,404.80	4,950.40	27,612.29	872.03	0.00	28,484.32
0000332775	*BUS OPERATOR	30,180.80	30,180.80	0.00	20,494.12	560.07	0.00	21,054.19
0000303055	*JOURNEYMAN SUPPORT EQUIPMENT	43,804.80	46,467.20	2,662.40	45,695.59	3,358.36	225.00	49,278.95
0000305991	*JOURNEYMAN ELEC POWER ELECT	43,804.80	46,467.20	2,662.40	45,593.33	5,329.26	225.00	51,147.59

MARTOC REPORT

EE NUMBER	TITLE	FY 14	FY 15	DIFFERENCE	REGULAR	OVERTIME	OTHER	TOTAL
		BASE SALARY	BASE SALARY	+/-	EARNINGS	EARNINGS	EARNINGS	EARNINGS
0000322806	*BUS OPERATOR (DATE LAST EMPLOYED 2015-06-19 00:06:00)	40,643.20	41,870.40	1,227.20	46,254.68	24,508.08	0.00	70,762.76
0000320494	RIDESTORE ASSISTANT	29,035.50	29,913.00	877.50	29,891.74	2,289.38	1,786.82	33,967.94
0000302776	TRANSIT POLICE SERGEANT	65,936.00	67,912.00	1,976.00	68,072.00	15,774.80	126.80	83,973.60
0000306003	*BUS OPERATOR	40,643.20	43,118.40	2,475.20	42,437.04	2,771.90	0.00	45,208.94
0000333597	*JOURNEYMAN BODY REPAIR	43,576.00	43,576.00	0.00	18,913.85	3,985.76	0.00	22,899.61
0000306620	TRANSIT POLICE SERGEANT	65,936.00	67,912.00	1,976.00	62,189.08	13,694.49	9,636.80	85,520.37
0000330208	CONTRACT PROFESSIONAL	0.00	0.00	0.00	51,250.00	0.00	0.00	51,250.00
0000305268	MGR TECHNOLOGY BUS DEVELOP (DATE LAST EMPLOYED 2014-11-04 00:11:00)	87,262.24	87,262.24	0.00	23,313.94	0.00	6,943.41	30,257.35
0000318545	*STRUCTURAL INSPECTOR	43,118.40	45,739.20	2,620.80	45,371.80	14,362.54	0.00	59,734.34
0000331590	*TRACK MAINTAINER	40,206.40	43,118.40	2,912.00	42,396.98	3,004.81	0.00	45,401.79
0000327118	SUPV BUS TRANSPORTATION	31,491.20	49,483.20	17,992.00	37,337.88	3,594.99	0.00	40,932.87
0000326870	*MOBILITY OPERATOR	26,083.20	32,260.80	6,177.60	23,638.99	1,459.87	0.00	25,098.86
0000326877	*BUS OPERATOR	34,548.80	39,894.40	5,345.60	38,072.92	6,935.83	0.00	45,008.75
0000323633	SR FINANCIAL ANALYST	73,256.30	77,052.82	3,796.52	75,244.76	0.00	6,533.23	81,777.99
0000302856	SUPV CUSTOMER INFO CENTR	53,266.20	54,864.16	1,597.96	53,798.97	0.00	1,555.10	55,354.07
0000320233	DEPUTY CHIEF OF POLICE	99,275.28	102,253.58	2,978.30	100,268.15	0.00	5,349.67	105,617.82
0000314813	*RAIL OPERATOR	40,643.20	43,118.40	2,475.20	43,371.20	3,356.21	0.00	46,727.41
0000315389	*BUS OPERATOR	40,643.20	43,118.40	2,475.20	36,569.66	721.07	0.00	37,290.73
0000303661	DISPATCHER RADIO COMMUNICATION	51,168.00	52,707.20	1,539.20	52,368.48	1,008.60	0.00	53,377.08
0000302539	*BUS OPERATOR	40,643.20	43,118.40	2,475.20	46,985.75	40,269.41	0.00	87,255.16
0000302436	*JOURNEYMAN SUPPORT EQUIPMENT	43,804.80	46,467.20	2,662.40	49,977.49	28,649.37	398.52	79,025.38
0000330396	*BUS OPERATOR	31,491.20	36,649.60	5,158.40	33,862.84	5,084.92	0.00	38,947.76
0000332905	*BUS OPERATOR	30,180.80	30,180.80	0.00	21,797.44	2,935.10	0.00	24,732.54
0000305177	TRANSIT POLICE OFFICER SR	54,787.20	56,430.40	1,643.20	55,861.87	35,717.04	4,425.12	96,004.03
0000320099	*JOURNEYMAN SUPPORT EQUIPMENT	43,804.80	46,467.20	2,662.40	45,470.34	22,174.53	225.00	67,869.87
0000303710	SUPV BUS MAINTENANCE	53,497.60	55,099.20	1,601.60	56,501.70	44,739.94	6,172.80	107,414.44
0000323066	NETWORK OPERATIONS CENTER TECH	57,889.00	59,625.80	1,736.80	57,651.81	0.00	3,933.50	61,585.31
0000304968	*INSPECTOR	43,118.40	45,739.20	2,620.80	48,322.20	17,000.16	225.00	65,547.36
0000318400	*HOSTLER JUNIOR APPRENTICE	34,008.00	36,088.00	2,080.00	36,373.16	15,079.80	0.00	51,452.96
0000302965	CJIT-POLICE DISPATCHER	47,299.20	44,449.60	-2,849.60	48,887.66	21,779.85	664.00	71,331.51
0000306273	*MOBILITY OPERATOR	30,409.60	32,260.80	1,851.20	29,757.24	743.49	0.00	30,500.73
0000305649	GEN SUPT BUS TRANS OPERATIONS	75,289.50	77,548.12	2,258.62	75,463.37	0.00	3,474.91	78,938.28
0000317637	RECRUITING TECHNICIAN II	39,292.50	40,462.50	1,170.00	37,620.18	822.15	3,123.25	41,565.58
0000303092	*BUS OPERATOR	40,643.20	43,118.40	2,475.20	43,479.27	5,566.76	0.00	49,046.03

MARTOC REPORT

EE NUMBER	TITLE	FY 14	FY 15	DIFFERENCE	REGULAR	OVERTIME	OTHER	TOTAL
		BASE SALARY	BASE SALARY	+/-	EARNINGS	EARNINGS	EARNINGS	EARNINGS
0000305867	*BUS OPERATOR	40,643.20	43,118.40	2,475.20	42,865.79	10,958.79	0.00	53,824.58
0000321866	*RAIL STATION CLEANER	28,412.80	30,139.20	1,726.40	29,912.05	327.84	0.00	30,239.89
0000327687	*INSPECTOR	41,267.20	44,200.00	2,932.80	44,870.65	21,369.76	225.00	66,465.41
0000329347	*INSPECTOR	40,643.20	43,908.80	3,265.60	42,687.12	3,470.97	225.00	46,383.09
0000332415	CONFIG MGMT SPECIALIST III	52,963.04	54,551.90	1,588.86	53,492.86	0.00	0.00	53,492.86
0000320451	*RAIL STATION CLEANER	28,412.80	30,139.20	1,726.40	29,908.65	0.00	0.00	29,908.65
0000321536	*BUS OPERATOR	40,643.20	43,118.40	2,475.20	42,746.31	5,763.59	0.00	48,509.90
0000332888	*BUS OPERATOR	30,180.80	30,180.80	0.00	22,959.14	1,164.32	0.00	24,123.46
0000306184	CONTRACT PROFESSIONAL	0.00	0.00	0.00	48,300.00	26,700.00	0.00	75,000.00
0000320893	*CUSTOMER INFORMATION OPERATOR	31,699.20	33,633.60	1,934.40	30,247.07	217.67	0.00	30,464.74
0000302234	*BUS OPERATOR	40,643.20	43,118.40	2,475.20	45,097.61	18,907.86	204.73	64,210.20
0000327473	*MOBILITY OPERATOR (DATE LAST EMPLOYED 2015-07-06 00:07:00)	24,564.80	30,513.60	5,948.80	24,941.90	4,359.23	0.00	29,301.13
0000304908	JOC WORK ORDER COORDINATOR	60,938.80	62,766.86	1,828.06	61,549.03	0.00	1,171.91	62,720.94
0000303002	*BUS OPERATOR	40,643.20	43,118.40	2,475.20	46,382.17	23,358.47	0.00	69,740.64
0000303737	*RAIL STATION CLEANER	28,412.80	30,139.20	1,726.40	25,806.62	0.00	0.00	25,806.62
0000327033	*JOURNEYMAN ET-RAIL CAR MAINT	43,804.80	46,467.20	2,662.40	46,680.49	23,630.41	225.00	70,535.90
0000304329	AGM CHF POLICE & EMERG MGMT	140,172.50	144,377.74	4,205.24	151,574.35	0.00	10,782.51	162,356.86
0000318114	*BUS OPERATOR	40,643.20	43,118.40	2,475.20	38,276.38	1,549.13	0.00	39,825.51
0000305536	*BUS OPERATOR	40,643.20	43,118.40	2,475.20	43,086.97	15,530.99	205.17	58,823.13
0000320350	*BUS OPERATOR	40,643.20	43,118.40	2,475.20	42,963.45	9,400.04	0.00	52,363.49
0000332073	*BUS OPERATOR (DATE LAST EMPLOYED 2015-05-11 00:05:00)	28,454.40	32,427.20	3,972.80	23,528.47	1,518.74	0.00	25,047.21
0000325572	LEGAL DEPARTMENT ADMINISTRATOR	62,750.22	64,632.62	1,882.40	63,377.86	0.00	2,976.63	66,354.49
0000322487	*SERVICEPERSON I (A)	32,281.60	34,257.60	1,976.00	32,734.47	698.40	0.00	33,432.87
0000315288	MGR REV SETTLEMT & CLEARINGHSE	76,500.06	78,795.08	2,295.02	77,265.32	0.00	7,261.63	84,526.95
0000306919	CONTRACT AGM (DATE LAST EMPLOYED 2015-06-30 00:06:00)	0.00	0.00	0.00	214,331.39	0.00	0.00	214,331.39
0000306125	DEPARTMENT ADMINISTRATOR	55,580.20	57,247.58	1,667.38	55,067.57	0.00	5,358.55	60,426.12
0000315159	*BUS OPERATOR	40,643.20	43,118.40	2,475.20	37,107.43	241.56	0.00	37,348.99
0000305774	*JOURNEYMAN RAIL CAR MECHANIC	43,804.80	46,467.20	2,662.40	45,280.39	2,949.36	225.00	48,454.75
0000302192	*BUS OPERATOR	40,643.20	43,118.40	2,475.20	37,931.89	2,717.34	0.00	40,649.23
0000306654	ACCOUNTING SPECIALIST III	44,128.50	45,454.50	1,326.00	44,569.89	0.00	0.00	44,569.89
0000320742	*RAIL OPERATOR	40,643.20	43,118.40	2,475.20	42,157.95	7,690.45	0.00	49,848.40
0000324252	SUPT BUS TRANSPORTATION	62,614.50	70,942.30	8,327.80	66,939.92	0.00	6,357.82	73,297.74
0000333089	*BUS OPERATOR	30,180.80	30,180.80	0.00	20,083.66	2,497.89	0.00	22,581.55
0000304158	CONTRACT PROFESSIONAL	0.00	0.00	0.00	66,990.00	825.00	0.00	67,815.00

MARTOC REPORT

EE NUMBER	TITLE	FY 14	FY 15	DIFFERENCE	REGULAR	OVERTIME	OTHER	TOTAL
		BASE SALARY	BASE SALARY	+/-	EARNINGS	EARNINGS	EARNINGS	EARNINGS
0000324182	*RAIL STATION CLEANER	28,412.80	30,139.20	1,726.40	31,226.69	7,167.05	0.00	38,393.74
0000320833	*BUS OPERATOR	40,643.20	43,118.40	2,475.20	43,633.44	21,044.97	0.00	64,678.41
0000333241	AUDITOR III	60,500.18	60,500.18	0.00	39,557.95	0.00	0.00	39,557.95
0000303432	TRANSIT POLICE SERGEANT	65,936.00	67,912.00	1,976.00	69,456.30	11,533.33	4,691.60	85,681.23
0000303767	ENTERPRISE UNIX SYS ENGINEER	62,204.22	64,070.24	1,866.02	62,826.38	0.00	6,938.20	69,764.58
0000332061	*BUS OPERATOR	28,454.40	33,404.80	4,950.40	30,698.88	5,244.21	0.00	35,943.09
0000330538	CHF OF STAFF	124,500.22	140,569.26	16,069.04	134,206.11	0.00	0.00	134,206.11
0000320318	*SERVICEPERSON I	31,824.00	33,758.40	1,934.40	33,147.05	2,760.85	0.00	35,907.90
0000323908	CONTRACT SPECIALIST III	67,998.06	70,038.02	2,039.96	67,893.66	0.00	784.61	68,678.27
0000330451	*RAIL STATION CLEANER	25,500.80	30,139.20	4,638.40	27,880.17	807.84	0.00	28,688.01
0000303501	*INSPECTOR	43,118.40	45,739.20	2,620.80	46,362.92	9,000.79	225.00	55,588.71
0000303864	*BUS OPERATOR	40,643.20	43,118.40	2,475.20	43,031.18	22,167.12	0.00	65,198.30
0000323697	*JOURNEYMAN ET-TRAIN CONTROL	43,804.80	46,467.20	2,662.40	46,256.83	21,843.94	225.00	68,325.77
0000320983	*JOURNEYMAN RAIL CAR MECHANIC	41,392.00	46,467.20	5,075.20	43,771.47	325.35	225.00	44,321.82
0000306544	TRANSIT POLICE MAJOR	85,489.56	88,054.20	2,564.64	86,344.64	0.00	13,756.37	100,101.01
0000331529	TRANSIT SYSTEM PROJECT PLANNER (DATE LAST EMPLOYED 2015-06-26 00:06:00)	70,076.50	70,076.50	0.00	68,621.42	0.00	3,459.66	72,081.08
0000304415	*STATION AGENT	37,169.60	39,436.80	2,267.20	39,487.97	13,710.89	0.00	53,198.86
0000332060	*BUS OPERATOR	28,454.40	33,404.80	4,950.40	29,669.84	4,570.46	0.00	34,240.30
0000330297	*JOURNEYMAN ET-TRAIN CONTROL	41,392.00	44,969.60	3,577.60	44,808.84	31,458.85	225.00	76,492.69
0000318546	*MOBILITY OPERATOR	30,409.60	32,260.80	1,851.20	31,302.71	7,195.03	0.00	38,497.74
0000321030	*BUS OPERATOR	40,643.20	43,118.40	2,475.20	43,736.94	11,484.42	0.00	55,221.36
0000306762	MGR CONFIGURATION MGMT	89,570.00	92,257.10	2,687.10	90,465.78	0.00	4,711.85	95,177.63
0000304615	CHF CONFIGURATION MANAGEMENT (DATE LAST EMPLOYED 2015-01-01 00:01:00)	66,000.22	66,000.22	0.00	33,660.32	0.00	680.31	34,340.63
0000315278	SUPV RAIL LINE	52,104.00	53,664.00	1,560.00	52,963.22	6,604.51	0.00	59,567.73
0000319183	*TRACK MAINTAINER	43,118.40	45,739.20	2,620.80	45,727.16	2,997.78	0.00	48,724.94
0000306189	*SECRETARY (N9)	34,819.20	36,940.80	2,121.60	36,157.81	0.00	0.00	36,157.81
0000302605	*MATERIAL CONTROLLER	42,369.60	44,948.80	2,579.20	46,786.20	12,486.49	0.00	59,272.69
0000303556	CAPITAL PROGRAM MANAGER	90,030.20	92,731.08	2,700.88	90,930.50	0.00	2,441.45	93,371.95
0000329337	SUPV BUS TRANSPORTATION	48,048.00	49,483.20	1,435.20	49,105.98	17,544.45	4,158.00	70,808.43
0000326195	*JOURNEYMAN RAIL CAR MECHANIC	42,390.40	46,467.20	4,076.80	45,434.10	7,786.97	225.00	53,446.07
0000331607	*BUS OPERATOR	28,454.40	33,404.80	4,950.40	31,168.13	3,315.52	0.00	34,483.65
0000332064	*BUS OPERATOR	28,454.40	33,404.80	4,950.40	30,926.72	11,294.72	0.00	42,221.44
0000306929	*BUS OPERATOR	40,643.20	43,118.40	2,475.20	45,609.43	25,236.83	0.00	70,846.26
0000319418	*JOURNEYMAN ELEC POWER ELECT	42,390.40	46,467.20	4,076.80	47,709.16	30,584.62	225.00	78,518.78
0000306058	FOREMAN TRACK & STRCT	52,104.00	53,664.00	1,560.00	54,278.38	7,164.35	2,855.70	64,298.43

MARTOC REPORT

EE NUMBER	TITLE	FY 14	FY 15	DIFFERENCE	REGULAR	OVERTIME	OTHER	TOTAL
		BASE SALARY	BASE SALARY	+/-	EARNINGS	EARNINGS	EARNINGS	EARNINGS
0000326970	CONTRACT PROFESSIONAL	0.00	0.00	0.00	56,655.00	240.00	0.00	56,895.00
0000321316	TRANSIT POLICE OFFICER SR	54,787.20	56,430.40	1,643.20	54,584.38	26,432.25	4,886.07	85,902.70
0000303482	SR COST ESTIMATOR	74,369.36	76,600.42	2,231.06	74,403.23	0.00	2,860.36	77,263.59
0000328544	*MOBILITY OPERATOR	24,564.80	30,513.60	5,948.80	27,210.40	10,310.97	0.00	37,521.37
0000302216	*AA INSPECTOR	43,804.80	46,467.20	2,662.40	44,561.48	1,071.63	225.00	45,858.11
0000305787	TECH BDGT & COMPLIANCE ANALYST	79,352.00	81,732.56	2,380.56	76,483.17	0.00	8,240.40	84,723.57
0000333113	CONTRACT PROFESSIONAL	62,848.50	62,848.50	0.00	47,716.52	16,920.77	0.00	64,637.29
0000328652	*STATION AGENT	33,030.40	33,030.40	0.00	23,876.78	10,109.86	0.00	33,986.64
0000303633	*BUS OPERATOR	40,643.20	43,118.40	2,475.20	47,203.73	25,175.07	0.00	72,378.80
0000330312	*MOBILITY OPERATOR	23,358.40	29,078.40	5,720.00	25,736.52	5,452.20	0.00	31,188.72
0000322134	*BUS OPERATOR	40,643.20	43,118.40	2,475.20	43,613.48	3,503.62	0.00	47,117.10
0000327796	AFFIRM ACT ADMINISTRATOR	73,759.92	75,972.78	2,212.86	73,646.65	0.00	283.70	73,930.35
0000315523	*SERVICEPERSON IV	34,008.00	36,088.00	2,080.00	35,987.36	12,441.36	0.00	48,428.72
0000319317	LINE SUPERVISOR	49,628.80	51,126.40	1,497.60	50,626.15	18,873.26	2,386.00	71,885.41
0000304435	JOC WORK ORDER COORDINATOR	60,938.80	62,766.86	1,828.06	61,548.77	0.00	0.00	61,548.77
0000304055	*BUS OPERATOR	40,643.20	43,118.40	2,475.20	37,327.32	0.00	0.00	37,327.32
0000303982	INSTRUCTOR CAR MAINT MECH	48,984.00	50,460.80	1,476.80	48,999.08	0.00	942.00	49,941.08
0000302745	*TRACK MAINTAINER	40,206.40	43,118.40	2,912.00	33,236.80	2,633.03	0.00	35,869.83
0000325243	CJIT-CALL TAKER	29,827.20	37,419.20	7,592.00	35,755.82	3,496.82	1,537.36	40,790.00
0000306354	MGR ACCOUNTING	93,418.26	96,220.80	2,802.54	90,759.57	0.00	18,683.70	109,443.27
0000306386	EXECUTIVE MGR TO BOARD OF DIR	89,453.26	92,136.98	2,683.72	90,348.06	0.00	7,913.19	98,261.25
0000304640	MGR TRACK & STRCT	82,354.74	93,307.76	10,953.02	88,709.68	0.00	12,454.55	101,164.23
0000311975	*RAIL STATION CLEANER	31,824.00	30,139.20	-1,684.80	25,307.72	223.77	0.00	25,531.49
0000331103	*JOURNEYMAN SUPPORT EQUIPMENT	41,080.00	44,969.60	3,889.60	42,419.05	3,625.58	225.00	46,269.63
0000316572	*TRACK WALKER	43,118.40	45,739.20	2,620.80	44,135.13	3,723.97	0.00	47,859.10
0000302923	*BUS OPERATOR	40,643.20	43,118.40	2,475.20	44,502.70	386.87	0.00	44,889.57
0000326037	TRANSIT POLICE OFFICER SR	46,841.60	50,169.60	3,328.00	47,422.60	17,437.15	3,747.20	68,606.95
0000331402	*BUS OPERATOR	28,454.40	33,404.80	4,950.40	29,894.66	7,853.76	0.00	37,748.42
0000329221	SUPV RAIL LINE	31,491.20	53,664.00	22,172.80	43,796.86	13,141.44	0.00	56,938.30
0000322457	*BUS OPERATOR	37,606.40	43,118.40	5,512.00	34,068.43	1,948.65	0.00	36,017.08
0000317765	*JOURNEYMAN RAIL CAR MECHANIC	43,804.80	46,467.20	2,662.40	47,405.33	15,006.45	225.00	62,636.78
0000329342	*MOBILITY OPERATOR	24,564.80	30,513.60	5,948.80	25,120.14	2,343.04	0.00	27,463.18
0000319524	SUPV RAIL CAR APPEARANCE	48,048.00	49,483.20	1,435.20	48,401.43	5,197.50	5,228.23	58,827.16
0000331129	*BUS OPERATOR	28,454.40	33,404.80	4,950.40	29,387.63	3,901.83	0.00	33,289.46

MARTOC REPORT

EE NUMBER	TITLE	FY 14	FY 15	DIFFERENCE	REGULAR	OVERTIME	OTHER	TOTAL
		BASE SALARY	BASE SALARY	+/-	EARNINGS	EARNINGS	EARNINGS	EARNINGS
0000305799	SR DIR OPERATIONS	140,714.34	165,000.42	24,286.08	142,121.74	0.00	12,989.02	155,110.76
0000306253	CONTRACT PROFESSIONAL	0.00	0.00	0.00	56,015.43	14,059.90	0.00	70,075.33
0000332384	TRANSIT POLICE OFFICER	35,609.60	42,889.60	7,280.00	41,739.40	19,877.77	1,563.10	63,180.27
0000321477	RAIL SERVICES CONTROLLER	52,104.00	63,356.80	11,252.80	52,236.77	10,687.67	0.00	62,924.44
0000326874	*BUS OPERATOR	34,548.80	39,894.40	5,345.60	39,522.01	15,085.72	0.00	54,607.73
0000305551	TRANSIT POLICE OFFICER SR	54,787.20	56,430.40	1,643.20	53,609.82	33,741.65	8,481.48	95,832.95
0000306428	TRANSIT POLICE OFFICER SR	54,787.20	56,430.40	1,643.20	57,415.93	9,561.45	0.00	66,977.38
0000321569	TRANSIT POLICE OFFICER SPECIAL	56,971.20	58,676.80	1,705.60	58,828.28	32,005.31	3,396.36	94,229.95
0000315361	SUPV BUS TRANSPORTATION	48,048.00	49,483.20	1,435.20	49,186.83	19,808.25	2,772.00	71,767.08
0000321374	TRANSIT POLICE OFFICER SR	54,787.20	56,430.40	1,643.20	56,584.52	15,715.13	5,004.60	77,304.25
0000320498	*INSPECTOR	40,206.40	43,784.00	3,577.60	42,946.35	4,980.35	225.00	48,151.70
0000304633	INSTRUCTOR CAR MAINT MECH	59,488.00	61,276.80	1,788.80	41,153.97	0.00	13,728.00	54,881.97
0000302849	*RAIL OPERATOR	40,643.20	43,118.40	2,475.20	35,986.39	2,302.96	0.00	38,289.35
0000319714	*JOURNEYMAN RAIL CAR MECHANIC	43,804.80	46,467.20	2,662.40	45,385.23	0.00	225.00	45,610.23
0000303937	DISPATCHER RADIO COMMUNICATION	50,731.20	52,249.60	1,518.40	52,518.99	9,426.75	7,804.80	69,750.54
0000303729	*BUS OPERATOR	40,643.20	43,118.40	2,475.20	39,961.38	3,797.66	0.00	43,759.04
0000304399	*STATION AGENT	37,169.60	39,436.80	2,267.20	39,363.70	8,886.44	0.00	48,250.14
0000327716	*RAIL OPERATOR	34,548.80	39,894.40	5,345.60	38,677.85	28,425.79	0.00	67,103.64
0000316068	SUPV RAIL CAR APPEARANCE	48,048.00	49,483.20	1,435.20	48,020.28	4,643.10	1,386.00	54,049.38
0000327461	*BUS OPERATOR	34,548.80	39,894.40	5,345.60	36,665.09	1,784.75	0.00	38,449.84
0000333342	*TRACK MAINTAINER	42,016.00	42,016.00	0.00	25,628.19	1,129.59	0.00	26,757.78
0000324725	*BUS OPERATOR	40,643.20	43,118.40	2,475.20	42,582.25	2,637.83	0.00	45,220.08
0000322932	*BUS OPERATOR	40,643.20	43,118.40	2,475.20	43,561.20	10,397.97	0.00	53,959.17
0000322694	*BUS OPERATOR	40,643.20	43,118.40	2,475.20	42,377.07	2,944.36	0.00	45,321.43
0000320421	*BUS OPERATOR	40,643.20	43,118.40	2,475.20	43,132.40	5,395.88	0.00	48,528.28
0000331046	*BUS OPERATOR	28,454.40	33,404.80	4,950.40	32,223.91	3,471.43	0.00	35,695.34
0000304355	*JOURNEYMAN OVERHAULER (DATE LAST EMPLOYED 2015-01-01 00:01:00)	43,804.80	45,115.20	1,310.40	28,694.97	5,267.65	225.00	34,187.62
0000320199	*STATION AGENT	33,800.00	39,436.80	5,636.80	31,400.89	1,793.89	0.00	33,194.78
0000305793	*INSPECTOR	43,118.40	45,739.20	2,620.80	45,688.95	20,289.94	225.00	66,203.89
0000303370	*BUS OPERATOR	40,643.20	43,118.40	2,475.20	42,608.29	6,438.03	0.00	49,046.32
0000303154	*SERVICEPERSON I	31,824.00	33,758.40	1,934.40	33,972.66	13,620.42	0.00	47,593.08
0000320158	*MOBILITY OPERATOR	30,409.60	32,260.80	1,851.20	30,465.28	1,748.82	0.00	32,214.10
0000303875	REDUCED FARE REPRESENTATIVE	24,394.50	25,135.50	741.00	24,504.11	422.25	0.00	24,926.36
0000302448	*AA INSPECTOR	43,804.80	46,467.20	2,662.40	47,543.07	13,757.63	225.00	61,525.70
0000302960	*JOURNEYMAN OVERHAULER	43,804.80	46,467.20	2,662.40	45,071.08	499.69	225.00	45,795.77

MARTOC REPORT

EE NUMBER	TITLE	FY 14 BASE SALARY	FY 15 BASE SALARY	DIFFERENCE +/-	REGULAR EARNINGS	OVERTIME EARNINGS	OTHER EARNINGS	TOTAL EARNINGS
0000328942	*MOBILITY OPERATOR	24,564.80	30,513.60	5,948.80	21,245.77	20,036.42	0.00	41,282.19
0000303871	*RAIL STATION CLEANER	28,412.80	30,139.20	1,726.40	29,253.11	1,213.83	0.00	30,466.94
0000331655	*BUS OPERATOR	28,454.40	33,404.80	4,950.40	31,705.76	5,637.03	0.00	37,342.79
0000302462	*JOURNEYMAN ET-RADIO MAINT	43,804.80	46,467.20	2,662.40	47,605.89	7,671.93	225.00	55,502.82
0000333326	*INSPECTOR	42,660.80	42,660.80	0.00	25,970.55	607.98	0.00	26,578.53
0000324859	INSTRUCTOR CAR MAINT ELECT	53,539.20	55,140.80	1,601.60	54,074.59	0.00	1,544.40	55,618.99
0000330299	*JOURNEYMAN ET-TRAIN CONTROL	41,392.00	44,969.60	3,577.60	43,641.52	35,494.14	225.00	79,360.66
0000323668	*BUS OPERATOR	40,643.20	43,118.40	2,475.20	42,573.02	4,617.49	0.00	47,190.51
0000316654	*MOBILITY OPERATOR	30,409.60	32,260.80	1,851.20	31,710.85	1,813.07	0.00	33,523.92
0000323416	*BUS OPERATOR	40,643.20	43,118.40	2,475.20	35,718.01	5,474.59	0.00	41,192.60
0000333102	TRANSIT POLICE OFFICER SR	52,187.20	52,187.20	0.00	38,745.82	13,620.32	0.00	52,366.14
0000326468	QA SPECIALIST	56,659.20	58,359.08	1,699.88	57,225.79	0.00	0.00	57,225.79
0000330760	*CUSTOMER INFORMATION OPERATOR	27,352.00	32,260.80	4,908.80	29,746.58	806.83	0.00	30,553.41
0000323676	*BUS OPERATOR	40,643.20	43,118.40	2,475.20	43,225.07	10,745.30	0.00	53,970.37
0000315363	TRANSIT POLICE SERGEANT	56,971.20	62,795.20	5,824.00	62,548.58	26,346.65	3,381.60	92,276.83
0000318835	*BUS OPERATOR	40,643.20	43,118.40	2,475.20	43,421.96	21,113.59	322.08	64,857.63
0000327892	*BUS OPERATOR	28,454.40	33,404.80	4,950.40	31,697.86	16,301.29	0.00	47,999.15
0000306537	CONTRACT PROFESSIONAL	0.00	0.00	0.00	34,484.67	6,837.66	0.00	41,322.33
0000306574	ELEV ESCALATOR SAFE INSPEC II (DATE LAST EMPLOYED 2015-05-01 00:05:00)	67,002.00	67,002.00	0.00	51,952.32	4,456.50	11,854.20	68,263.02
0000306562	SR FINANCIAL ANALYST	79,009.06	81,379.22	2,370.16	79,799.45	0.00	0.00	79,799.45
0000326469	*JOURNEYMAN ELEC POWER ELECT (DATE LAST EMPLOYED 2014-12-08 00:12:00)	42,390.40	43,804.80	1,414.40	15,659.58	3,462.70	1,544.33	20,666.61
0000318738	*PT MOBILITY OPERATOR	0.00	0.00	0.00	21,046.62	0.00	85.44	21,132.06
0000314749	*BUS OPERATOR	40,643.20	43,118.40	2,475.20	43,345.26	14,036.72	0.00	57,381.98
0000332371	*BUS OPERATOR	30,180.80	30,180.80	0.00	24,103.31	2,852.18	0.00	26,955.49
0000333062	TRANSIT POLICE OFFICER	41,246.40	41,246.40	0.00	25,389.03	4,814.39	0.00	30,203.42
0000305691	*BUS OPERATOR	40,643.20	43,118.40	2,475.20	44,764.63	23,475.85	0.00	68,240.48
0000302011	*AA INSPECTOR	43,804.80	46,467.20	2,662.40	41,144.87	256.99	225.00	41,626.86
0000302321	SR INFORMATION SYSTEMS ANALYST	74,663.16	74,663.16	0.00	21,242.26	0.00	0.00	21,242.26
0000330891	*BUS OPERATOR	31,491.20	33,404.80	1,913.60	33,892.46	14,918.77	0.00	48,811.23
0000302326	*JOURNEYMAN ET-RAIL CAR MAINT	43,804.80	46,467.20	2,662.40	46,507.38	10,133.14	225.00	56,865.52
0000332367	*MOBILITY OPERATOR	27,664.00	27,664.00	0.00	23,835.84	3,713.43	0.00	27,549.27
0000332688	*BUS OPERATOR	30,180.80	30,180.80	0.00	22,346.82	2,957.48	0.00	25,304.30
0000305180	*JOURNEYMAN ET-TELEPHONE MAINT	43,804.80	46,467.20	2,662.40	45,891.67	10,501.84	225.00	56,618.51
0000302862	SUPV PARKING SERVICES	36,289.50	37,381.50	1,092.00	36,933.71	1,526.06	930.50	39,390.27

MARTOC REPORT

EE NUMBER	TITLE	FY 14	FY 15	DIFFERENCE	REGULAR	OVERTIME	OTHER	TOTAL
		BASE SALARY	BASE SALARY	+/-	EARNINGS	EARNINGS	EARNINGS	EARNINGS
0000302916	*MOBILITY OPERATOR	30,409.60	32,260.80	1,851.20	21,445.88	4,602.41	350.88	26,399.17
0000327868	CJIT GCIC NCIC OPERATOR	29,827.20	34,715.20	4,888.00	34,489.30	20,810.99	1,825.26	57,125.55
0000331301	*JOURNEYMAN ET-RADIO MAINT	41,080.00	43,908.80	2,828.80	43,419.21	13,148.72	225.00	56,792.93
0000302040	*JOURNEYMAN RAIL CAR MECHANIC	43,804.80	46,467.20	2,662.40	48,236.26	10,715.07	441.90	59,393.23
0000326992	SR LAND USE PLANNER	68,228.16	70,274.88	2,046.72	68,911.17	0.00	2,624.87	71,536.04
0000327635	SUPV RAIL LINE	34,548.80	53,664.00	19,115.20	38,333.54	11,583.75	0.00	49,917.29
0000305251	*JOURNEYMAN ET-RAIL CAR MAINT	43,804.80	46,467.20	2,662.40	46,259.63	6,354.46	225.00	52,839.09
0000304897	*JOURNEYMAN RAIL CAR MECHANIC	43,804.80	46,467.20	2,662.40	46,550.94	5,878.23	225.00	52,654.17
0000322486	*RAIL STATION CLEANER	28,412.80	30,139.20	1,726.40	29,563.68	337.68	0.00	29,901.36
0000303423	*BUS OPERATOR (DATE LAST EMPLOYED 2015-07-09 00:07:00)	40,643.20	43,118.40	2,475.20	36,709.07	6,793.95	0.00	43,503.02
0000329996	*JOURNEYMAN RAIL CAR MECHANIC	41,080.00	44,969.60	3,889.60	43,639.89	9,427.72	225.00	53,292.61
0000329786	RAIL SERVICES CONTROLLER	33,529.60	63,356.80	29,827.20	33,832.66	2,254.79	967.20	37,054.65
0000304553	CONTRACT INSTRUCTOR	0.00	0.00	0.00	52,776.29	464.58	0.00	53,240.87
0000306643	*JOURNEYMAN ET-TELEPHONE MAINT	43,804.80	46,467.20	2,662.40	44,679.13	81.34	225.00	44,985.47
0000303081	*BUS OPERATOR	40,643.20	43,118.40	2,475.20	42,215.92	3,661.40	0.00	45,877.32
0000302506	SUPV BUS TRANSPORTATION (DATE LAST EMPLOYED 2015-01-01 00:01:00)	50,731.20	50,731.20	0.00	28,019.24	2,329.26	2,221.45	32,569.95
0000315907	*BUS OPERATOR	40,643.20	43,118.40	2,475.20	25,888.34	970.16	0.00	26,858.50
0000302151	TRANSIT POLICE SERGEANT	65,936.00	67,912.00	1,976.00	71,096.76	34,640.24	3,804.00	109,541.00
0000333216	LCARE ASSISTANT	32,662.50	32,662.50	0.00	19,445.58	3,483.81	0.00	22,929.39
0000302751	*JOURNEYMAN RAIL CAR MECHANIC	43,804.80	46,467.20	2,662.40	49,238.08	13,599.40	225.00	63,062.48
0000320972	*JOURNEYMAN PAINTER	43,804.80	46,467.20	2,662.40	45,456.31	13,592.57	225.00	59,273.88
0000319453	*SECRETARY (N9)	34,819.20	36,940.80	2,121.60	35,024.71	427.78	0.00	35,452.49
0000318076	SUPT CONTROL CENTER (DATE LAST EMPLOYED 2015-02-23 00:02:00)	78,089.44	78,089.44	0.00	53,658.51	0.00	6,607.59	60,266.10
0000319416	CONTRACT PROFESSIONAL	0.00	0.00	0.00	62,026.65	13,496.39	0.00	75,523.04
0000315998	SERVICE PLANNER III	57,627.96	59,356.70	1,728.74	58,204.62	0.00	0.00	58,204.62
0000323605	*MOBILITY OPERATOR	28,766.40	32,260.80	3,494.40	30,085.62	6,973.34	0.00	37,058.96
0000302117	*REVENUE AGENT (DATE LAST EMPLOYED 2015-01-01 00:01:00)	41,308.80	42,556.80	1,248.00	28,239.39	104.27	0.00	28,343.66
0000307088	*SERVICEPERSON IV	31,824.00	36,088.00	4,264.00	33,594.63	1,883.53	0.00	35,478.16
0000320424	*BUS OPERATOR (DATE LAST EMPLOYED 2015-04-02 00:04:00)	40,643.20	41,870.40	1,227.20	37,304.14	1,572.01	0.00	38,876.15
0000317931	TRANSIT POLICE OFFICER SPECIAL	56,971.20	58,676.80	1,705.60	58,034.07	10,805.40	1,095.60	69,935.07
0000306339	TRANSIT POLICE LIEUTENANT	80,308.80	82,721.60	2,412.80	79,171.75	8,581.09	11,583.00	99,335.84
0000331803	*SERVICEPERSON I (A)	28,828.80	34,257.60	5,428.80	32,106.37	4,079.52	0.00	36,185.89
0000332053	*MOBILITY OPERATOR (DATE LAST EMPLOYED 2015-04-07 00:04:00)	23,358.40	26,873.60	3,515.20	20,760.44	4,291.47	0.00	25,051.91
0000315911	DISPATCHER RADIO COMMUNICATION	48,588.80	50,044.80	1,456.00	45,634.93	3,444.44	5,419.52	54,498.89

MARTOC REPORT

EE NUMBER	TITLE	FY 14	FY 15	DIFFERENCE	REGULAR	OVERTIME	OTHER	TOTAL
		BASE SALARY	BASE SALARY	+/-	EARNINGS	EARNINGS	EARNINGS	EARNINGS
0000302656	*STATION AGENT	37,169.60	39,436.80	2,267.20	41,509.50	33,270.39	0.00	74,779.89
0000328943	TRANSIT POLICE OFFICER SR	45,032.00	48,256.00	3,224.00	48,087.19	19,367.28	1,801.60	69,256.07
0000303756	DIR CONTRACTS PROC MATERIALS	113,571.12	116,978.16	3,407.04	114,270.30	0.00	15,725.25	129,995.55
0000305535	SUPV POLICE RECORDS	48,942.40	50,419.20	1,476.80	49,702.45	14,694.52	6,682.52	71,079.49
0000330298	*RAIL STATION CLEANER	25,500.80	30,139.20	4,638.40	28,850.62	5,415.26	0.00	34,265.88
0000329014	*BUS OPERATOR	31,491.20	36,649.60	5,158.40	36,342.31	3,727.77	0.00	40,070.08
0000316115	*JOURNEYMAN ELEC POWER ELECT	43,804.80	46,467.20	2,662.40	44,485.95	12,226.06	225.00	56,937.01
0000323962	TRANSIT POLICE OFFICER SR	48,713.60	52,187.20	3,473.60	50,963.24	23,550.14	3,700.84	78,214.22
0000306292	RAIL SERVICES CONTROLLER	69,035.20	71,115.20	2,080.00	67,404.62	3,086.96	5,575.92	76,067.50
0000306439	ACCOUNTING SPECIALIST III (DATE LAST EMPLOYED 2015-01-01 00:01:00)	45,415.50	45,415.50	0.00	25,083.39	2,131.04	4,261.61	31,476.04
0000304628	CONTRACT PROFESSIONAL	0.00	0.00	0.00	53,150.49	6,736.00	0.00	59,886.49
0000306155	FOREMAN COMMUNICATION	58,344.00	60,091.20	1,747.20	60,014.39	9,971.86	5,049.00	75,035.25
0000329336	*MOBILITY OPERATOR	24,564.80	30,513.60	5,948.80	23,538.65	2,954.99	0.00	26,493.64
0000315253	*BUS OPERATOR	40,643.20	43,118.40	2,475.20	43,969.12	5,814.90	0.00	49,784.02
0000321796	SR FINANCIAL ANALYST	73,908.90	76,126.18	2,217.28	74,363.92	0.00	2,842.66	77,206.58
0000303632	*JOURNEYMAN ET-LABORATORY	43,804.80	46,467.20	2,662.40	45,252.90	127.31	398.52	45,778.73
0000320479	TRANSIT POLICE OFFICER SR	54,787.20	56,430.40	1,643.20	56,810.11	18,352.45	0.00	75,162.56
0000304296	*BUS OPERATOR (DATE LAST EMPLOYED 2015-06-01 00:06:00)	40,643.20	41,870.40	1,227.20	46,251.48	5,465.80	0.00	51,717.28
0000303403	*BUS OPERATOR	40,643.20	43,118.40	2,475.20	40,835.45	3,602.56	0.00	44,438.01
0000302553	*RAIL OPERATOR	40,643.20	43,118.40	2,475.20	46,757.27	35,136.69	0.00	81,893.96
0000305813	SUPT BUS COMMUNICATIONS CENTER	62,614.50	64,493.00	1,878.50	63,240.73	0.00	4,094.67	67,335.40
0000305181	DIR MAINTENANCE OF WAY (DATE LAST EMPLOYED 2014-10-01 00:10:00)	112,899.02	112,899.02	0.00	33,985.54	0.00	33,402.48	67,388.02
0000303400	*BUS OPERATOR	40,643.20	43,118.40	2,475.20	37,067.27	351.52	0.00	37,418.79
0000319482	*SERVICEPERSON I	31,824.00	33,758.40	1,934.40	34,572.11	7,417.82	0.00	41,989.93
0000332116	*BUS OPERATOR (DATE LAST EMPLOYED 2015-04-21 00:04:00)	32,427.20	32,427.20	0.00	22,592.73	3,338.11	149.64	26,080.48
0000304527	*REVENUE AGENT	38,376.00	42,140.80	3,764.80	41,256.31	4,695.36	0.00	45,951.67
0000333339	*TRAFFIC CHECKER	26,540.80	26,540.80	0.00	15,937.62	4,314.54	0.00	20,252.16
0000303972	*REVENUE AGENT	41,308.80	43,825.60	2,516.80	46,259.14	5,182.48	0.00	51,441.62
0000323519	*BUS OPERATOR (DATE LAST EMPLOYED 2015-06-08 00:06:00)	40,643.20	41,870.40	1,227.20	34,070.50	5,014.75	0.00	39,085.25
0000305761	SUPV BUS TRANSPORTATION	48,048.00	49,483.20	1,435.20	48,031.83	3,834.60	3,280.90	55,147.33
0000330047	*CUSTOMER INFORMATION OPERATOR	28,912.00	32,260.80	3,348.80	30,304.25	2,132.05	0.00	32,436.30
0000306691	*BUS OPERATOR	40,643.20	43,118.40	2,475.20	43,298.52	11,767.20	0.00	55,065.72
0000302403	QA SPECIALIST	56,659.20	58,359.08	1,699.88	57,225.79	0.00	4,140.48	61,366.27
0000322373	*BUS OPERATOR	40,643.20	43,118.40	2,475.20	28,887.83	1,164.73	0.00	30,052.56

MARTOC REPORT

EE NUMBER	TITLE	FY 14	FY 15	DIFFERENCE	REGULAR	OVERTIME	OTHER	TOTAL
		BASE SALARY	BASE SALARY	+/-	EARNINGS	EARNINGS	EARNINGS	EARNINGS
0000302263	TRANSIT POLICE SERGEANT	65,936.00	67,912.00	1,976.00	68,703.41	15,073.38	2,028.80	85,805.59
0000302348	*BUS OPERATOR (DATE LAST EMPLOYED 2015-01-01 00:01:00)	40,643.20	41,870.40	1,227.20	26,267.04	8,777.24	0.00	35,044.28
0000324753	IT QUALITY ASSURANCE ENGINEER	76,000.08	78,280.02	2,279.94	75,128.87	0.00	0.00	75,128.87
0000324857	*BUS OPERATOR	33,404.80	33,404.80	0.00	28,532.17	2,017.53	0.00	30,549.70
0000303445	ENTERPRISE SYSTEMS ENGINEER	65,000.00	66,950.00	1,950.00	65,150.00	0.00	3,500.01	68,650.01
0000321904	*RAIL OPERATOR	40,643.20	43,118.40	2,475.20	45,222.10	20,447.01	0.00	65,669.11
0000331124	*MATERIAL CONTROLLER	38,064.00	41,308.80	3,244.80	39,645.95	238.59	0.00	39,884.54
0000304661	*BUS OPERATOR	40,643.20	43,118.40	2,475.20	42,094.80	3,845.20	0.00	45,940.00
0000329788	CHF CONSTRUCTION MANAGEMENT	76,305.32	78,594.36	2,289.04	77,068.83	0.00	0.00	77,068.83
0000305859	*STATION AGENT	37,169.60	39,436.80	2,267.20	40,738.33	26,762.72	0.00	67,501.05
0000303507	BUYER PLANNER II	54,773.42	56,416.62	1,643.20	55,321.35	0.00	1,264.01	56,585.36
0000322183	*BUS OPERATOR	37,606.40	43,118.40	5,512.00	41,410.80	12,387.81	0.00	53,798.61
0000328656	FIELD INSPECTOR	53,800.50	55,419.00	1,618.50	51,274.61	2,289.99	1,034.63	54,599.23
0000304249	*STATION AGENT	37,169.60	39,436.80	2,267.20	39,939.36	8,642.53	0.00	48,581.89
0000302618	TRANS RESEARCH SPECIALIST III	50,918.66	57,454.02	6,535.36	51,943.80	0.00	3,637.37	55,581.17
0000331405	*BUS OPERATOR	28,454.40	33,404.80	4,950.40	31,960.01	3,289.86	0.00	35,249.87
0000327213	TRANSIT POLICE OFFICER SR	56,971.20	56,430.40	-540.80	56,672.07	27,847.45	2,519.88	87,039.40
0000319316	TRANSIT POLICE SERGEANT	63,398.40	67,912.00	4,513.60	65,090.10	2,739.09	1,219.20	69,048.39
0000328736	RESIDENT ENGINEER	64,639.12	85,810.66	21,171.54	65,285.86	0.00	0.00	65,285.86
0000315274	*BUS OPERATOR	40,643.20	43,118.40	2,475.20	45,942.74	24,422.19	0.00	70,364.93
0000305277	*JOURNEYMAN ET-RADIO MAINT	43,804.80	46,467.20	2,662.40	45,401.33	4,109.39	225.00	49,735.72
0000330933	*RAIL OPERATOR	31,491.20	33,404.80	1,913.60	33,168.86	14,142.83	0.00	47,311.69
0000333213	REVENUE GRANT ANALYST	74,486.88	74,486.88	0.00	51,567.98	0.00	0.00	51,567.98
0000306435	MAINTENANCE PLANNER BUS	52,686.40	54,267.20	1,580.80	53,251.26	25.33	0.00	53,276.59
0000304153	*CUSTOMER INFORMATION OPERATOR	31,699.20	33,633.60	1,934.40	32,054.69	1,476.16	0.00	33,530.85
0000331581	*SERVICEPERSON IV	28,454.40	32,552.00	4,097.60	29,822.15	4,267.69	0.00	34,089.84
0000315786	*CUSTOMER INFO REPRESENTATIVE	31,699.20	33,633.60	1,934.40	33,235.07	5,117.38	0.00	38,352.45
0000320031	*JOURNEYMAN ET-TELEPHONE MAINT	43,804.80	46,467.20	2,662.40	48,213.58	26,910.24	225.00	75,348.82
0000323933	CUSTOMER CARE SPEC (DATE LAST EMPLOYED 2015-02-27 00:02:00)	36,523.50	36,523.50	0.00	26,526.48	941.20	1,479.67	28,947.35
0000324244	*SERVICEPERSON I	31,824.00	33,758.40	1,934.40	33,933.20	183.60	0.00	34,116.80
0000320666	FOREMAN BUILDINGS SUPP EQUIP	52,104.00	53,664.00	1,560.00	53,276.34	7,615.21	5,492.22	66,383.77
0000303670	*BUS OPERATOR	40,643.20	43,118.40	2,475.20	35,726.05	1,260.74	0.00	36,986.79
0000331370	TRANSIT POLICE OFFICER	40,040.00	42,889.60	2,849.60	42,503.72	14,857.70	3,003.00	60,364.42
0000331121	*RAIL OPERATOR	28,454.40	33,404.80	4,950.40	33,056.61	14,630.24	0.00	47,686.85
0000331561	SR ADMINISTRATIVE ASSISTANT	37,752.00	38,883.00	1,131.00	38,206.96	755.04	375.59	39,337.59

MARTOC REPORT

EE NUMBER	TITLE	FY 14	FY 15	DIFFERENCE	REGULAR	OVERTIME	OTHER	TOTAL
		BASE SALARY	BASE SALARY	+/-	EARNINGS	EARNINGS	EARNINGS	EARNINGS
0000302311	*TRACK MAINTAINER	43,118.40	45,739.20	2,620.80	46,522.13	11,410.20	0.00	57,932.33
0000302743	*BUS OPERATOR (DATE LAST EMPLOYED 2015-02-11 00:02:00)	40,643.20	41,870.40	1,227.20	31,542.26	9,783.96	0.00	41,326.22
0000307092	*BUS OPERATOR	36,628.80	43,118.40	6,489.60	44,946.31	2,626.73	0.00	47,573.04
0000320656	*BUS OPERATOR	40,643.20	43,118.40	2,475.20	42,741.77	1,152.85	0.00	43,894.62
0000305705	*AA INSPECTOR	43,804.80	46,467.20	2,662.40	46,435.18	12,381.85	225.00	59,042.03
0000333593	*TRACK MAINTAINER	42,016.00	42,016.00	0.00	18,992.29	3,478.34	0.00	22,470.63
0000302146	GEN SUPT BUS SVC COORDINATION	77,000.04	79,310.14	2,310.10	70,958.63	0.00	10,266.69	81,225.32
0000315283	*JOURNEYMAN ET-RADIO MAINT	43,804.80	46,467.20	2,662.40	48,128.55	20,209.65	225.00	68,563.20
0000321609	*RAIL OPERATOR	40,643.20	43,118.40	2,475.20	41,628.46	7,235.17	0.00	48,863.63
0000306979	TRANSIT POLICE OFFICER SPECIAL (DATE LAST EMPLOYED 2015-05-01 00:05:00)	56,971.20	56,971.20	0.00	52,272.91	23,702.00	5,847.77	81,822.68
0000330611	*JOURNEYMAN ET-HVAC	41,392.00	44,969.60	3,577.60	44,359.49	7,708.49	450.00	52,517.98
0000303731	GEN SUPT BUS MAINT	75,289.50	77,548.12	2,258.62	76,042.53	0.00	0.00	76,042.53
0000303150	SUPV CAR REPAIR INSPECTION	53,830.40	55,452.80	1,622.40	55,378.02	11,633.06	7,246.40	74,257.48
0000332082	*BUS OPERATOR	28,454.40	33,404.80	4,950.40	30,014.10	5,223.34	124.72	35,362.16
0000327675	*JOURNEYMAN ELEC POWER ELECT	43,804.80	46,467.20	2,662.40	46,587.20	6,097.62	225.00	52,909.82
0000306076	*RAIL OPERATOR	40,643.20	43,118.40	2,475.20	41,090.27	16,269.41	0.00	57,359.68
0000316718	*BUS OPERATOR	40,643.20	41,870.40	1,227.20	20,267.14	8,177.86	0.00	28,445.00
0000304130	*AA INSPECTOR	43,804.80	46,467.20	2,662.40	44,951.89	368.97	225.00	45,545.86
0000304987	*BUS OPERATOR	40,643.20	43,118.40	2,475.20	31,342.26	4,410.37	0.00	35,752.63
0000303662	*JOURNEYMAN RAIL CAR MECHANIC	43,804.80	46,467.20	2,662.40	49,185.25	19,398.45	225.00	68,808.70
0000302524	BUSINESS ANALYST III	74,486.88	76,721.58	2,234.70	74,372.42	0.00	5,156.79	79,529.21
0000306637	*JOURNEYMAN ET-COMPUTER MAINT	43,804.80	46,467.20	2,662.40	52,250.79	18,762.59	225.00	71,238.38
0000320578	*MOBILITY OPERATOR	30,409.60	32,260.80	1,851.20	33,160.65	14,479.56	0.00	47,640.21
0000320238	*JOURNEYMAN ET-RADIO MAINT	43,804.80	46,467.20	2,662.40	46,559.56	20,369.48	225.00	67,154.04
0000303776	*BUS OPERATOR	40,643.20	43,118.40	2,475.20	24,957.01	8,191.04	0.00	33,148.05
0000302589	DIR REVENUE OPERATIONS	100,510.28	103,525.50	3,015.22	101,128.96	0.00	11,339.63	112,468.59
0000306190	FARE COLLECTION PROCESSOR	28,918.50	29,776.50	858.00	29,678.61	2,291.30	889.80	32,859.71
0000314914	SUPV RAIL LINE	52,104.00	53,664.00	1,560.00	53,476.75	4,715.69	0.00	58,192.44
0000320920	FOREMAN TRAIN CONTROL	43,804.80	53,664.00	9,859.20	49,622.82	22,254.49	0.00	71,877.31
0000320499	*TRACK WALKER	43,118.40	45,739.20	2,620.80	47,375.32	10,449.84	0.00	57,825.16
0000328845	*JOURNEYMAN ET-TRAIN CONTROL	42,390.40	46,467.20	4,076.80	46,193.71	26,582.78	225.00	73,001.49
0000304577	*CUSTOMER INFO REPRESENTATIVE	31,699.20	33,633.60	1,934.40	32,659.76	2,431.04	0.00	35,090.80
0000303903	*STATION AGENT (DATE LAST EMPLOYED 2015-03-01 00:03:00)	37,169.60	38,292.80	1,123.20	33,137.88	16,616.65	0.00	49,754.53
0000320692	*SERVICEPERSON IV	34,008.00	36,088.00	2,080.00	36,220.94	31,160.96	0.00	67,381.90

MARTOC REPORT

EE NUMBER	TITLE	FY 14	FY 15	DIFFERENCE	REGULAR	OVERTIME	OTHER	TOTAL
		BASE SALARY	BASE SALARY	+/-	EARNINGS	EARNINGS	EARNINGS	EARNINGS
0000305886	*JOURNEYMAN RAIL CAR MECHANIC	43,804.80	46,467.20	2,662.40	48,104.50	8,768.06	225.00	57,097.56
0000304526	REVENUE FORECASTING ANALYST	80,217.28	82,623.84	2,406.56	81,020.57	0.00	12,752.54	93,773.11
0000320356	*RAIL STATION CLEANER	28,412.80	30,139.20	1,726.40	30,140.45	4,423.42	0.00	34,563.87
0000330762	*BUS OPERATOR	31,491.20	33,404.80	1,913.60	32,847.01	8,107.60	0.00	40,954.61
0000318116	*BUS OPERATOR	40,643.20	43,118.40	2,475.20	46,181.08	19,413.46	190.64	65,785.18
0000328298	*JOURNEYMAN SUPPORT EQUIPMENT	42,390.40	46,467.20	4,076.80	44,721.74	8,769.72	393.48	53,884.94
0000321602	*RAIL STATION CLEANER	28,412.80	30,139.20	1,726.40	28,901.78	168.84	0.00	29,070.62
0000321993	MOBILITY CUSTOMER CARE REP	36,348.00	37,440.00	1,092.00	37,662.12	18,299.82	4,721.52	60,683.46
0000302511	*JOURNEYMAN RAIL CAR MECHANIC	43,804.80	46,467.20	2,662.40	48,794.64	21,588.44	225.00	70,608.08
0000306517	SR ADMINISTRATIVE ASSISTANT	37,752.00	38,883.00	1,131.00	38,289.24	130.68	0.00	38,419.92
0000321623	SUPT CONTROL CENTER	69,035.20	82,446.78	13,411.58	70,927.11	8,767.92	1,062.08	80,757.11
0000304915	RETIREMENT BENEFITS SPECIALIST	45,540.30	46,906.60	1,366.30	38,113.96	0.00	7,881.98	45,995.94
0000332066	CONTRACT EMP ADMIN SUPPORT	0.00	0.00	0.00	31,371.14	1,221.00	0.00	32,592.14
0000318805	TRANSIT POLICE OFFICER SR	52,686.40	56,430.40	3,744.00	55,857.88	28,947.06	6,058.20	90,863.14
0000329512	CONTRACT EMP ADMIN SUPPORT	0.00	0.00	0.00	32,623.00	663.00	0.00	33,286.00
0000305511	*JOURNEYMAN OVERHAULER (DATE LAST EMPLOYED 2014-11-01 00:11:00)	43,804.80	43,804.80	0.00	23,843.26	0.00	225.00	24,068.26
0000319395	TRANSIT POLICE OFFICER SR	54,787.20	56,430.40	1,643.20	56,665.25	17,285.66	0.00	73,950.91
0000318803	TRANSIT POLICE OFFICER SR	52,686.40	56,430.40	3,744.00	51,016.16	10,957.83	5,024.96	66,998.95
0000323867	*JOURNEYMAN AUTOMOTIVE TECH	43,804.80	46,467.20	2,662.40	43,240.82	496.75	225.00	43,962.57
0000318083	*BUS OPERATOR	28,454.40	33,404.80	4,950.40	31,913.25	4,696.50	0.00	36,609.75
0000317355	WEB DEVELOPER III	73,760.18	75,973.04	2,212.86	71,093.70	0.00	3,404.36	74,498.06
0000323602	*BUS OPERATOR	40,643.20	43,118.40	2,475.20	42,282.08	2,013.04	0.00	44,295.12
0000330966	*CUSTOMER INFORMATION OPERATOR	25,792.00	29,016.00	3,224.00	26,793.84	2,367.99	0.00	29,161.83
0000332128	*BUS OPERATOR	33,404.80	33,404.80	0.00	29,633.55	7,071.58	0.00	36,705.13
0000326061	CONTRACT PROFESSIONAL	0.00	0.00	0.00	68,145.00	7,437.50	0.00	75,582.50
0000331757	CONTRACT PROFESSIONAL	0.00	0.00	0.00	201,520.00	8,855.00	0.00	210,375.00
0000302592	*INSPECTOR	43,118.40	45,739.20	2,620.80	43,323.03	6,826.15	225.00	50,374.18
0000303181	*JOURNEYMAN RAIL CAR MECHANIC	43,804.80	46,467.20	2,662.40	47,068.56	8,395.09	225.00	55,688.65
0000305159	SUPV RAIL LINE	53,248.00	54,849.60	1,601.60	54,394.88	2,131.20	0.00	56,526.08
0000307094	*BUS OPERATOR	30,180.80	30,180.80	0.00	23,854.84	1,686.27	0.00	25,541.11
0000324715	*RAIL OPERATOR	40,643.20	43,118.40	2,475.20	44,510.02	19,423.76	0.00	63,933.78
0000330687	CONTRACT INSTRUCTOR	0.00	0.00	0.00	51,012.86	1,691.07	0.00	52,703.93
0000304485	*STATION AGENT	37,169.60	39,436.80	2,267.20	43,627.50	20,493.25	142.96	64,263.71
0000315310	*SERVICEPERSON I (A)	32,281.60	34,257.60	1,976.00	32,740.92	0.00	0.00	32,740.92
0000305197	*BUS OPERATOR	40,643.20	43,118.40	2,475.20	39,766.04	1,523.56	0.00	41,289.60

MARTOC REPORT

EE NUMBER	TITLE	FY 14 BASE SALARY	FY 15 BASE SALARY	DIFFERENCE +/-	REGULAR EARNINGS	OVERTIME EARNINGS	OTHER EARNINGS	TOTAL EARNINGS
0000329331	STOREROOM COORDINATOR	42,716.18	43,997.72	1,281.54	42,650.67	0.00	2,810.77	45,461.44
0000331118	*BUS OPERATOR	28,454.40	33,404.80	4,950.40	32,523.71	6,108.38	0.00	38,632.09
0000332650	*MOBILITY OPERATOR	27,664.00	27,664.00	0.00	23,460.77	2,854.43	0.00	26,315.20
0000323164	*BUS OPERATOR	40,643.20	43,118.40	2,475.20	32,124.81	4,072.92	0.00	36,197.73
0000305852	FACILITIES & MOVING COORD	40,404.00	41,613.00	1,209.00	41,046.32	295.26	2,538.20	43,879.78
0000319876	*MOBILITY OPERATOR	30,409.60	32,260.80	1,851.20	32,737.33	25,849.06	0.00	58,586.39
0000304601	TRANSIT POLICE MAJOR	83,500.04	86,005.14	2,505.10	84,335.12	0.00	12,418.00	96,753.12
0000329355	*BUS OPERATOR	31,491.20	36,649.60	5,158.40	35,357.07	1,674.04	0.00	37,031.11
0000305644	*JOURNEYMAN ET-TRAIN CONTROL	43,804.80	46,467.20	2,662.40	45,934.95	21,738.35	225.00	67,898.30
0000304642	*BUS DISPATCHER (BLOCKOUT)	31,824.00	43,118.40	11,294.40	41,290.60	3,801.96	0.00	45,092.56
0000331913	*BUS OPERATOR	28,454.40	33,404.80	4,950.40	30,975.81	3,224.04	0.00	34,199.85
0000306492	GEN SUPT BUS MAINT BSN SYS	79,968.20	82,367.22	2,399.02	80,767.92	0.00	0.00	80,767.92
0000322983	*INSPECTOR	43,118.40	45,739.20	2,620.80	45,653.09	3,456.15	225.00	49,334.24
0000306114	*JOURNEYMAN ET-RAIL CAR MAINT	43,804.80	46,467.20	2,662.40	47,987.53	17,945.87	225.00	66,158.40
0000326472	FIELD INSPECTOR	51,226.50	52,767.00	1,540.50	52,875.03	8,839.91	2,775.43	64,490.37
0000332956	TRANSIT POLICE OFFICER SR	52,187.20	52,187.20	0.00	42,574.49	10,824.98	1,680.84	55,080.31
0000305814	*STATION AGENT	37,169.60	39,436.80	2,267.20	40,083.01	22,070.64	0.00	62,153.65
0000332792	ACCOUNTING SPECIALIST II	36,972.00	36,972.00	0.00	33,914.70	483.48	0.00	34,398.18
0000303186	*BUS OPERATOR	40,643.20	43,118.40	2,475.20	44,163.94	21,155.65	0.00	65,319.59
0000302293	GEN FOREMAN COMM TELEPHONE	66,579.24	68,576.56	1,997.32	65,964.92	0.00	6,241.82	72,206.74
0000306093	SR MGR PROJECT CONTROL	120,000.40	123,600.36	3,599.96	121,200.88	0.00	12,480.70	133,681.58
0000331556	ADMINISTRATIVE ASSISTANT	34,534.50	35,568.00	1,033.50	34,879.95	0.00	903.21	35,783.16
0000320359	*RAIL STATION CLEANER	28,412.80	30,139.20	1,726.40	28,757.74	1,385.49	0.00	30,143.23
0000327737	FARE COLLECTION PROCESSOR	22,483.50	23,166.00	682.50	23,354.13	1,738.23	0.00	25,092.36
0000302944	SUPV BUS MAINTENANCE	57,491.20	59,217.60	1,726.40	59,613.95	9,231.76	5,528.00	74,373.71
0000321601	*SERVICEPERSON I	31,824.00	33,758.40	1,934.40	32,698.87	1,201.51	0.00	33,900.38
0000331189	*JOURNEYMAN RAIL CAR MECHANIC	41,080.00	44,969.60	3,889.60	43,330.80	7,094.68	225.00	50,650.48
0000304039	*SERVICEPERSON I	31,824.00	33,758.40	1,934.40	33,609.80	14,313.07	122.40	48,045.27
0000320320	*RAIL STATION CLEANER	28,412.80	30,139.20	1,726.40	31,193.09	5,027.46	0.00	36,220.55
0000302149	*JOURNEYMAN RAIL CAR MECHANIC	43,804.80	46,467.20	2,662.40	45,992.55	20,929.26	225.00	67,146.81
0000324935	BUS RADIO MAINTENANCE SPEC	54,995.20	56,638.40	1,643.20	56,523.43	15,493.84	846.08	72,863.35
0000302375	TRANSIT POLICE OFFICER SR	54,787.20	56,430.40	1,643.20	51,555.29	5,600.58	8,060.04	65,215.91
0000316576	*MOBILITY OPERATOR	30,409.60	32,260.80	1,851.20	32,532.42	12,331.82	0.00	44,864.24
0000328121	*RAIL STATION CLEANER	24,024.00	27,060.80	3,036.80	26,234.01	2,164.95	0.00	28,398.96

MARTOC REPORT

EE NUMBER	TITLE	FY 14	FY 15	DIFFERENCE	REGULAR	OVERTIME	OTHER	TOTAL
		BASE SALARY	BASE SALARY	+/-	EARNINGS	EARNINGS	EARNINGS	EARNINGS
0000322118	*BUS OPERATOR	37,606.40	43,118.40	5,512.00	40,915.30	4,320.22	0.00	45,235.52
0000302612	*BUS OPERATOR	40,643.20	43,118.40	2,475.20	40,323.74	7,646.44	0.00	47,970.18
0000331994	*BUS OPERATOR	28,454.40	33,404.80	4,950.40	30,917.95	5,092.50	0.00	36,010.45
0000302058	*BUS OPERATOR	40,643.20	43,118.40	2,475.20	41,949.36	9,355.55	0.00	51,304.91
0000332235	PROTECTIVE SPEC POLICE CADET	26,561.60	27,352.00	790.40	27,133.70	7,302.87	1,021.60	35,458.17
0000302732	TRANSIT POLICE SERGEANT	65,936.00	67,912.00	1,976.00	68,529.06	18,354.35	2,536.00	89,419.41
0000304950	*JOURNEYMAN RAIL CAR MECHANIC	43,804.80	46,467.20	2,662.40	45,070.95	758.82	225.00	46,054.77
0000307095	*REVENUE AGENT	40,539.20	43,825.60	3,286.40	41,475.36	4,155.14	0.00	45,630.50
0000329562	TRANSIT POLICE OFFICER SR (DATE LAST EMPLOYED 2015-05-22 00:05:00)	43,305.60	43,305.60	0.00	42,498.27	23,177.76	3,562.88	69,238.91
0000332184	*MATERIAL CONTROLLER	37,190.40	40,372.80	3,182.40	39,369.24	6,815.10	0.00	46,184.34
0000303793	TRANSIT POLICE OFFICER SPECIAL	56,971.20	58,676.80	1,705.60	58,937.80	40,592.05	5,587.57	105,117.42
0000332819	PROJECT COORDINATOR	60,000.20	60,000.20	0.00	54,230.95	0.00	0.00	54,230.95
0000316333	*BUS OPERATOR	40,643.20	43,118.40	2,475.20	45,886.92	23,780.41	0.00	69,667.33
0000324614	ASSOCIATE COUNSEL	79,000.22	81,370.12	2,369.90	79,790.39	0.00	440.38	80,230.77
0000303326	CONTRACT PROFESSIONAL	0.00	0.00	0.00	53,014.50	3,591.00	0.00	56,605.50
0000316843	*MATERIAL CONTROLLER	38,064.00	42,182.40	4,118.40	42,188.03	3,928.61	0.00	46,116.64
0000320763	*SERVICEPERSON I (A)	34,008.00	34,257.60	249.60	34,879.39	2,496.58	0.00	37,375.97
0000305657	INSTRUCTOR TRACK	59,030.40	60,798.40	1,768.00	59,620.70	979.12	5,392.20	65,992.02
0000331813	*JOURNEYMAN ELEC POWER ELECT	28,454.40	42,016.00	13,561.60	35,053.89	6,138.78	0.00	41,192.67
0000302203	*BUS OPERATOR	40,643.20	43,118.40	2,475.20	23,632.19	6,890.55	0.00	30,522.74
0000305474	DISPATCHER MOBILITY	38,126.40	40,601.60	2,475.20	38,657.73	7,833.55	146.64	46,637.92
0000327314	*JOURNEYMAN RAIL CAR MECHANIC	43,804.80	46,467.20	2,662.40	47,070.97	14,192.34	225.00	61,488.31
0000305587	*JOURNEYMAN OVERHAULER	43,804.80	46,467.20	2,662.40	46,710.14	25,040.83	225.00	71,975.97
0000332120	*BUS OPERATOR	33,404.80	33,404.80	0.00	29,463.84	4,761.42	0.00	34,225.26
0000305249	*RAIL OPERATOR	40,643.20	43,118.40	2,475.20	43,906.91	14,206.85	0.00	58,113.76
0000317504	*RAIL STATION CLEANER	28,412.80	30,139.20	1,726.40	30,510.50	5,429.69	0.00	35,940.19
0000307132	*MOBILITY OPERATOR	30,409.60	32,260.80	1,851.20	29,510.25	7,056.62	0.00	36,566.87
0000319226	TRANSIT POLICE OFFICER SR	52,686.40	56,430.40	3,744.00	51,720.84	18,796.42	4,785.19	75,302.45
0000332676	SR INFORMATION TECH AUDITOR	75,489.18	75,489.18	0.00	69,682.43	0.00	0.00	69,682.43
0000304627	SUPV TECH SUPPORT SVCS CENTR	67,120.82	69,134.52	2,013.70	62,729.31	0.00	6,346.92	69,076.23
0000323122	*MOBILITY OPERATOR	28,766.40	32,260.80	3,494.40	33,973.17	12,429.99	0.00	46,403.16
0000306773	MGR CAD	86,713.12	89,314.42	2,601.30	87,581.54	0.00	0.00	87,581.54
0000328464	*INSPECTOR	41,267.20	43,908.80	2,641.60	40,011.37	2,299.12	225.00	42,535.49
0000321706	*TRACK WALKER	43,118.40	45,739.20	2,620.80	46,172.14	8,178.62	207.30	54,558.06
0000306118	SUPV BUS TRANSPORTATION	48,048.00	49,483.20	1,435.20	49,810.53	20,085.45	4,504.50	74,400.48

MARTOC REPORT

EE NUMBER	TITLE	FY 14	FY 15	DIFFERENCE	REGULAR	OVERTIME	OTHER	TOTAL
		BASE SALARY	BASE SALARY	+/-	EARNINGS	EARNINGS	EARNINGS	EARNINGS
0000304986	SUPV RAIL LINE	53,248.00	54,849.60	1,601.60	55,610.88	16,633.60	5,760.00	78,004.48
0000330988	*BUS OPERATOR	28,454.40	33,404.80	4,950.40	33,088.86	11,628.47	0.00	44,717.33
0000302200	*JOURNEYMAN RAIL CAR MECHANIC	39,603.20	46,467.20	6,864.00	43,461.33	9,931.54	225.00	53,617.87
0000320152	*BUS OPERATOR	30,180.80	30,180.80	0.00	27,490.29	3,850.17	0.00	31,340.46
0000315000	CONTRACT PROFESSIONAL	0.00	0.00	0.00	124,150.00	227.50	0.00	124,377.50
0000316347	*BUS OPERATOR	40,643.20	41,870.40	1,227.20	27,707.92	504.76	0.00	28,212.68
0000331882	(DATE LAST EMPLOYED 2015-02-09 00:02:00) TRANSIT POLICE OFFICER	40,040.00	42,889.60	2,849.60	41,719.42	14,553.08	154.00	56,426.50
0000319543	DISPATCHER-RAIL TRANSPORTATION	48,048.00	49,483.20	1,435.20	49,567.98	6,167.70	0.00	55,735.68
0000320324	*SERVICEPERSON I	31,824.00	33,758.40	1,934.40	33,312.82	3,488.78	0.00	36,801.60
0000331264	TRANSIT POLICE OFFICER	40,040.00	42,889.60	2,849.60	43,827.19	19,055.51	0.00	62,882.70
0000316273	*RAIL OPERATOR	40,643.20	43,118.40	2,475.20	44,542.69	11,953.38	0.00	56,496.07
0000304909	*BUS OPERATOR	40,643.20	43,118.40	2,475.20	48,701.27	25,962.40	0.00	74,663.67
0000319050	*STRUCTURAL INSPECTOR	43,118.40	45,739.20	2,620.80	45,936.79	19,676.85	0.00	65,613.64
0000304251	*RAIL OPERATOR	40,643.20	43,118.40	2,475.20	44,682.10	9,080.78	0.00	53,762.88
0000320366	*RAIL STATION CLEANER	28,412.80	30,139.20	1,726.40	30,035.83	1,878.33	0.00	31,914.16
0000302190	*JOURNEYMAN ET-RADIO MAINT	43,804.80	46,467.20	2,662.40	44,976.14	3,427.80	393.48	48,797.42
0000305638	*SERVICEPERSON I	34,008.00	33,758.40	-249.60	33,307.40	7,522.71	0.00	40,830.11
0000321409	*BUS OPERATOR	40,643.20	43,118.40	2,475.20	43,202.08	6,027.90	0.00	49,229.98
0000305930	CONTRACT PROFESSIONAL	0.00	0.00	0.00	50,875.61	12,289.02	0.00	63,164.63
0000327290	*BUS OPERATOR	34,548.80	38,729.60	4,180.80	33,144.66	4,300.97	0.00	37,445.63
0000317194	CONTRACT SPECIALIST III	73,760.18	75,973.04	2,212.86	75,585.49	0.00	2,364.12	77,949.61
0000323091	TRANSIT POLICE LIEUTENANT	65,936.00	71,032.00	5,096.00	69,483.09	10,099.88	1,521.60	81,104.57
0000302444	*BUS OPERATOR	40,643.20	43,118.40	2,475.20	35,487.39	730.03	0.00	36,217.42
0000320159	*STATION AGENT	33,800.00	39,436.80	5,636.80	38,984.51	10,892.24	0.00	49,876.75
0000326347	*JOURNEYMAN RAIL CAR MECHANIC	43,804.80	46,467.20	2,662.40	29,427.38	4,260.11	441.90	34,129.39
0000305716	*BUS OPERATOR	40,643.20	43,118.40	2,475.20	42,629.22	10,313.22	0.00	52,942.44
0000305131	*BUS OPERATOR	40,643.20	43,118.40	2,475.20	36,794.57	7,657.68	0.00	44,452.25
0000305112	*BUS OPERATOR	40,643.20	43,118.40	2,475.20	42,223.90	3,030.75	0.00	45,254.65
0000303371	*RAIL OPERATOR	40,643.20	43,118.40	2,475.20	40,503.80	4,305.96	0.00	44,809.76
0000302454	*RAIL OPERATOR	40,643.20	43,118.40	2,475.20	42,263.39	18,458.34	0.00	60,721.73
0000303715	*BUS OPERATOR	40,643.20	43,118.40	2,475.20	43,226.53	10,523.85	0.00	53,750.38
0000303415	SCHEDULE ANALYST III	51,731.94	53,283.88	1,551.94	52,249.53	0.00	0.00	52,249.53
0000326777	*BUS OPERATOR	34,548.80	39,894.40	5,345.60	28,728.89	4,160.80	0.00	32,889.69
0000320232	TRANSIT POLICE OFFICER SR	50,668.80	52,187.20	1,518.40	17,928.96	876.96	4,118.61	22,924.53

MARTOC REPORT

EE NUMBER	TITLE	FY 14	FY 15	DIFFERENCE	REGULAR	OVERTIME	OTHER	TOTAL
		BASE SALARY	BASE SALARY	+/-	EARNINGS	EARNINGS	EARNINGS	EARNINGS
0000303402	*BUS OPERATOR	40,643.20	43,118.40	2,475.20	39,159.34	9,479.69	0.00	48,639.03
0000305573	*BUS OPERATOR	40,643.20	43,118.40	2,475.20	43,956.96	14,409.35	0.00	58,366.31
0000322347	MGR INSURANCE SAFETY	70,000.06	72,100.08	2,100.02	70,431.09	0.00	269.24	70,700.33
0000321137	*BUS OPERATOR (DATE LAST EMPLOYED 2015-06-25 00:06:00)	40,643.20	41,870.40	1,227.20	42,844.10	6,356.38	0.00	49,200.48
0000333478	*INSPECTOR	42,660.80	42,660.80	0.00	21,302.13	1,632.34	0.00	22,934.47
0000302527	MGR BUSINESS DEV SALES	90,850.24	93,575.82	2,725.58	91,759.00	0.00	10,482.76	102,241.76
0000319031	*BUS OPERATOR	40,643.20	43,118.40	2,475.20	40,580.23	5,823.29	0.00	46,403.52
0000304690	*BUS OPERATOR	40,643.20	43,118.40	2,475.20	45,233.19	20,425.72	198.34	65,857.25
0000302547	*BUS OPERATOR	40,643.20	43,118.40	2,475.20	44,677.38	16,802.06	0.00	61,479.44
0000326268	*JOURNEYMAN RAIL CAR MECHANIC	43,804.80	46,467.20	2,662.40	43,455.16	7,239.08	225.00	50,919.24
0000329016	*RAIL OPERATOR	31,491.20	36,649.60	5,158.40	36,899.95	14,210.97	0.00	51,110.92
0000306335	*REPROGRAPHICS SPEC III	42,515.20	45,094.40	2,579.20	41,911.42	197.35	102.20	42,210.97
0000331640	FIELD INSPECTOR	51,226.50	52,767.00	1,540.50	51,935.90	1,326.64	0.00	53,262.54
0000319323	SR COMMUNITY OUTREACH PLANNER	68,788.20	70,851.82	2,063.62	68,682.38	0.00	8,466.24	77,148.62
0000332782	REVENUE GRANT ANALYST	74,486.88	74,486.88	0.00	68,757.31	0.00	0.00	68,757.31
0000320687	*BUS OPERATOR	40,643.20	43,118.40	2,475.20	32,871.70	2,517.36	0.00	35,389.06
0000324682	TRANSIT POLICE OFFICER SR	48,713.60	48,256.00	-457.60	52,277.66	13,337.33	1,096.20	66,711.19
0000305737	SYSTEM SAFETY OFFICER (DATE LAST EMPLOYED 2014-12-01 00:12:00)	64,369.76	64,369.76	0.00	27,877.12	0.00	6,275.23	34,152.35
0000305646	*JOURNEYMAN BODY REPAIR	43,804.80	46,467.20	2,662.40	48,035.62	8,799.18	225.00	57,059.80
0000327676	*JOURNEYMAN RAIL CAR MECHANIC	39,603.20	44,969.60	5,366.40	42,612.78	3,002.00	225.00	45,839.78
0000332900	*BUS OPERATOR	30,180.80	30,180.80	0.00	21,057.19	563.56	0.00	21,620.75
0000327342	*MOBILITY OPERATOR (DATE LAST EMPLOYED 2015-04-02 00:04:00)	24,564.80	28,246.40	3,681.60	22,655.33	7,096.73	0.00	29,752.06
0000332054	SR DIR CONTRACTS PROC MATERIAL (DATE LAST EMPLOYED 2015-04-30 00:04:00)	128,000.08	128,000.08	0.00	113,111.06	0.00	11,898.76	125,009.82
0000332002	*BUS OPERATOR	28,454.40	33,404.80	4,950.40	30,794.74	2,351.59	0.00	33,146.33
0000306235	*JOURNEYMAN ET-RAIL CAR MAINT	43,804.80	46,467.20	2,662.40	46,960.96	6,761.68	225.00	53,947.64
0000332953	LOST & FOUND COORDINATOR	24,394.50	24,394.50	0.00	20,654.07	159.51	0.00	20,813.58
0000321774	*BUS OPERATOR	40,643.20	43,118.40	2,475.20	43,492.25	12,437.75	0.00	55,930.00
0000304874	SUPV RAIL LINE	53,248.00	54,849.60	1,601.60	54,228.48	9,536.00	7,168.00	70,932.48
0000302720	*BUS OPERATOR	40,643.20	43,118.40	2,475.20	40,686.37	3,742.06	161.04	44,589.47
0000305970	CONTRACT PROFESSIONAL	56,355.00	56,355.00	0.00	44,854.08	4,190.50	0.00	49,044.58
0000306527	*BUS OPERATOR	40,643.20	43,118.40	2,475.20	42,369.86	5,253.59	0.00	47,623.45
0000325943	*MOBILITY OPERATOR	24,564.80	30,513.60	5,948.80	22,497.47	961.47	206.72	23,665.66
0000332359	*BUS OPERATOR	33,404.80	33,404.80	0.00	25,276.56	1,387.65	0.00	26,664.21
0000330606	QA ENGINEER	76,341.72	78,632.06	2,290.34	60,858.68	0.00	6,441.00	67,299.68

MARTOC REPORT

EE NUMBER	TITLE	FY 14	FY 15	DIFFERENCE	REGULAR	OVERTIME	OTHER	TOTAL
		BASE SALARY	BASE SALARY	+/-	EARNINGS	EARNINGS	EARNINGS	EARNINGS
0000303255	*BUS OPERATOR	40,643.20	43,118.40	2,475.20	42,252.95	10,987.34	0.00	53,240.29
0000320836	TRANSIT POLICE OFFICER SR	54,787.20	56,430.40	1,643.20	55,269.22	9,225.60	2,054.52	66,549.34
0000329417	*JOURNEYMAN ET-RAIL CAR MAINT	41,392.00	46,467.20	5,075.20	44,207.99	6,228.40	225.00	50,661.39
0000319731	*MOBILITY OPERATOR	30,409.60	32,260.80	1,851.20	34,284.56	16,618.80	0.00	50,903.36
0000315206	SUPV CAR REPAIR INSPECTION (DATE LAST EMPLOYED 2014-10-17 00:10:00)	52,104.00	52,104.00	0.00	17,985.90	2,342.19	2,621.74	22,949.83
0000305844	*BUS OPERATOR	40,643.20	43,118.40	2,475.20	42,982.35	18,096.38	0.00	61,078.73
0000319880	*BUS OPERATOR	40,643.20	43,118.40	2,475.20	41,606.09	7,487.01	0.00	49,093.10
0000330916	*BUS OPERATOR	31,491.20	33,404.80	1,913.60	33,463.40	12,730.75	0.00	46,194.15
0000314814	*BUS OPERATOR	40,643.20	43,118.40	2,475.20	43,225.95	10,619.60	0.00	53,845.55
0000328129	*BUS OPERATOR	34,548.80	39,894.40	5,345.60	37,033.27	5,352.61	0.00	42,385.88
0000304367	*MOBILITY OPERATOR (DATE LAST EMPLOYED 2015-01-09 00:01:00)	30,409.60	31,324.80	915.20	19,637.57	438.63	0.00	20,076.20
0000307024	CONTRACT PROFESSIONAL	0.00	0.00	0.00	94,536.00	6,240.00	0.00	100,776.00
0000305712	*REVENUE AGENT	38,958.40	43,014.40	4,056.00	34,526.20	1,192.73	152.80	35,871.73
0000302675	*JOURNEYMAN SUPPORT EQUIPMENT	43,804.80	46,467.20	2,662.40	46,424.82	1,289.32	225.00	47,939.14
0000317959	*BUS OPERATOR	40,643.20	43,118.40	2,475.20	40,324.82	517.74	0.00	40,842.56
0000305804	*JOURNEYMAN ET-TRAIN CONTROL (DATE LAST EMPLOYED 2014-12-26 00:12:00)	43,804.80	43,804.80	0.00	24,538.57	1,784.86	225.00	26,548.43
0000304654	*AA INSPECTOR	43,804.80	46,467.20	2,662.40	44,982.99	21,921.91	225.00	67,129.90
0000333375	FIRE PROTECTION ENGINEER IV	77,000.04	77,000.04	0.00	44,127.06	0.00	0.00	44,127.06
0000303825	INSTRUCTOR RAIL OPERATIONS	52,499.20	54,080.00	1,580.80	53,024.19	719.34	0.00	53,743.53
0000333037	DIR TECH SUPPORT SERVICES	113,000.16	113,000.16	0.00	86,923.34	0.00	0.00	86,923.34
0000330540	INSTRUCTOR BUS OPERATIONS	54,995.20	56,638.40	1,643.20	55,756.67	2,776.21	0.00	58,532.88
0000331672	*MOBILITY OPERATOR	23,358.40	29,078.40	5,720.00	25,963.14	2,058.64	0.00	28,021.78
0000333468	*INSPECTOR	42,016.00	42,016.00	0.00	19,390.30	1,323.27	0.00	20,713.57
0000305501	TRANSIT POLICE LIEUTENANT (DATE LAST EMPLOYED 2014-09-09 00:09:00)	80,308.80	80,308.80	0.00	19,999.99	3,532.83	2,239.38	25,772.20
0000302829	OFFICE ADMINISTRATOR II	52,154.18	53,718.86	1,564.68	52,675.86	0.00	4,814.79	57,490.65
0000303492	*SERVICEPERSON V	40,206.40	43,784.00	3,577.60	43,231.79	13,628.18	0.00	56,859.97
0000331296	*BUS OPERATOR (DATE LAST EMPLOYED 2015-02-28 00:02:00)	28,454.40	32,427.20	3,972.80	23,243.36	3,471.54	0.00	26,714.90
0000303122	SUPV BUS TRANSPORTATION	52,561.60	54,142.40	1,580.80	53,226.21	328.51	1,086.61	54,641.33
0000304911	TRANSIT POLICE OFFICER SR (DATE LAST EMPLOYED 2014-11-18 00:11:00)	54,787.20	54,787.20	0.00	25,029.59	1,086.54	825.24	26,941.37
0000306001	SUPV RAIL LINE	52,104.00	53,664.00	1,560.00	44,813.21	4,018.10	7,264.50	56,095.81
0000303217	TRANSIT POLICE SERGEANT	65,936.00	71,032.00	5,096.00	69,907.29	3,750.20	7,783.20	81,440.69
0000303048	*JOURNEYMAN RAIL CAR MECHANIC	43,804.80	46,467.20	2,662.40	46,367.80	14,588.00	225.00	61,180.80
0000330683	*BUS OPERATOR	31,491.20	36,649.60	5,158.40	28,007.06	2,886.28	0.00	30,893.34
0000302128	*BUS OPERATOR	40,643.20	43,118.40	2,475.20	42,855.35	5,043.48	0.00	47,898.83

MARTOC REPORT

EE NUMBER	TITLE	FY 14	FY 15	DIFFERENCE	REGULAR	OVERTIME	OTHER	TOTAL
		BASE SALARY	BASE SALARY	+/-	EARNINGS	EARNINGS	EARNINGS	EARNINGS
0000331101	FIELD INSPECTOR	51,226.50	52,767.00	1,540.50	52,277.48	5,904.25	788.10	58,969.83
0000302302	*RAIL OPERATOR	40,643.20	43,118.40	2,475.20	44,842.65	52,864.82	0.00	97,707.47
0000317917	SR ADJUSTER LIABILITY LITIG	61,622.34	63,470.94	1,848.60	62,238.69	0.00	3,318.14	65,556.83
0000320361	*RAIL STATION CLEANER	28,412.80	30,139.20	1,726.40	22,441.52	362.84	0.00	22,804.36
0000330388	PROJECT MANAGER II	88,500.10	91,155.22	2,655.12	89,385.93	0.00	0.00	89,385.93
0000318792	*BUS OPERATOR	40,643.20	43,118.40	2,475.20	45,879.87	8,927.59	0.00	54,807.46
0000305628	*INSPECTOR	43,118.40	45,739.20	2,620.80	46,257.56	16,026.21	225.00	62,508.77
0000319671	TRANSIT POLICE OFFICER SR	52,686.40	56,430.40	3,744.00	54,765.96	10,170.05	1,013.20	65,949.21
0000305634	*INSPECTOR	43,118.40	45,739.20	2,620.80	46,829.61	21,631.82	225.00	68,686.43
0000322985	TRANSIT POLICE OFFICER SR	50,668.80	54,267.20	3,598.40	42,748.28	455.95	3,897.60	47,101.83
0000321515	TRANSIT POLICE OFFICER SR	52,686.40	56,430.40	3,744.00	53,529.01	22,911.76	4,619.68	81,060.45
0000316610	*BUS OPERATOR	40,643.20	43,118.40	2,475.20	43,251.17	10,361.10	0.00	53,612.27
0000331464	*BUS OPERATOR (DATE LAST EMPLOYED 2015-04-21 00:04:00)	28,454.40	32,427.20	3,972.80	25,602.46	9,684.93	0.00	35,287.39
0000304686	*BUS OPERATOR	40,643.20	43,118.40	2,475.20	43,658.24	10,751.81	0.00	54,410.05
0000322946	JOC WORK ORDER COORDINATOR	62,751.00	64,633.66	1,882.66	58,664.14	0.00	8,334.62	66,998.76
0000303614	INSTRUCTOR CAR MAINT MECH (DATE LAST EMPLOYED 2015-04-01 00:04:00)	56,992.00	56,992.00	0.00	45,944.32	0.00	2,493.13	48,437.45
0000302098	ELECTRICAL ENGINEER VI	88,427.56	91,080.34	2,652.78	89,312.13	0.00	0.00	89,312.13
0000305789	TRANSIT POLICE OFFICER SPECIAL	56,971.20	58,676.80	1,705.60	60,786.64	20,398.77	4,820.64	86,006.05
0000304269	*BUS OPERATOR	40,643.20	43,118.40	2,475.20	43,206.00	4,314.96	260.86	47,781.82
0000305527	*BUS OPERATOR	40,643.20	43,118.40	2,475.20	41,225.68	735.07	0.00	41,960.75
0000304279	DISPATCHER RADIO COMMUNICATION	52,312.00	53,872.00	1,560.00	53,338.12	5,380.85	528.15	59,247.12
0000303694	TRANSIT POLICE OFFICER SPECIAL	56,971.20	58,676.80	1,705.60	43,742.48	16,670.28	19,556.46	79,969.22
0000302392	*JOURNEYMAN ET-TELEPHONE MAINT	43,804.80	46,467.20	2,662.40	47,466.16	18,586.75	225.00	66,277.91
0000305366	CONTRACT PROFESSIONAL	0.00	0.00	0.00	49,574.62	13,686.54	0.00	63,261.16
0000319732	*MOBILITY OPERATOR	30,409.60	32,260.80	1,851.20	31,137.77	14,335.28	0.00	45,473.05
0000318782	COMPENSATION ANALYST III	63,194.04	65,089.96	1,895.92	63,826.10	0.00	5,104.14	68,930.24
0000320445	OFFICE ADMINISTRATOR I	43,210.18	44,506.54	1,296.36	43,642.55	0.00	0.00	43,642.55
0000317910	TRANSIT POLICE OFFICER SR	54,787.20	56,430.40	1,643.20	55,308.74	22,876.36	2,581.32	80,766.42
0000331375	TRANSIT POLICE OFFICER SR	46,841.60	50,169.60	3,328.00	49,598.66	16,523.59	3,559.84	69,682.09
0000329354	*BUS OPERATOR	31,491.20	36,649.60	5,158.40	24,263.92	2,849.85	0.00	27,113.77
0000327311	*JOURNEYMAN RAIL CAR MECHANIC	43,804.80	46,467.20	2,662.40	45,366.22	6,230.11	225.00	51,821.33
0000328954	*RAIL STATION CLEANER	28,412.80	30,139.20	1,726.40	29,018.78	1,977.96	0.00	30,996.74
0000321423	*MOBILITY OPERATOR	26,083.20	32,260.80	6,177.60	20,630.84	507.04	0.00	21,137.88
0000331720	CONTRACT PROFESSIONAL	0.00	0.00	0.00	101,447.50	715.00	0.00	102,162.50
0000331186	CONTRACT SPECIALIST II	57,410.60	59,132.84	1,722.24	55,947.01	0.00	625.66	56,572.67

MARTOC REPORT

EE NUMBER	TITLE	FY 14	FY 15	DIFFERENCE	REGULAR	OVERTIME	OTHER	TOTAL
		BASE SALARY	BASE SALARY	+/-	EARNINGS	EARNINGS	EARNINGS	EARNINGS
0000305652	*BUS OPERATOR	40,643.20	43,118.40	2,475.20	48,729.59	36,354.39	0.00	85,083.98
0000304650	SUPV RIDESTORE OPERATIONS	51,304.50	52,843.70	1,539.20	49,844.40	0.00	8,682.32	58,526.72
0000306227	*TRACK MAINTAINER	43,118.40	45,739.20	2,620.80	44,447.68	6,625.27	0.00	51,072.95
0000304626	SUPV BREEZE MEDIA DIST RIDE ST	54,678.26	56,318.60	1,640.34	55,225.27	0.00	2,313.89	57,539.16
0000302587	CONTRACT PROFESSIONAL	0.00	0.00	0.00	57,376.00	6,464.00	0.00	63,840.00
0000322991	OFFICE ADMINISTRATOR II	51,021.88	52,552.50	1,530.62	51,532.38	0.00	3,898.62	55,431.00
0000303663	*BUS OPERATOR	40,643.20	43,118.40	2,475.20	44,170.37	11,944.86	0.00	56,115.23
0000320931	FOREMAN POWER	52,104.00	53,664.00	1,560.00	52,328.29	9,105.74	3,206.40	64,640.43
0000302543	DIR ENTERPRISE TECHNOLOGY (DATE LAST EMPLOYED 2015-02-01 00:02:00)	101,000.12	101,000.12	0.00	59,823.18	0.00	17,418.66	77,241.84
0000304127	*BUS OPERATOR	40,643.20	43,118.40	2,475.20	40,845.32	4,736.35	0.00	45,581.67
0000328831	*RAIL OPERATOR (DATE LAST EMPLOYED 2015-01-22 00:01:00)	31,491.20	35,588.80	4,097.60	24,555.32	8,032.67	0.00	32,587.99
0000320286	RAIL SERVICES CONTROLLER	55,972.80	61,214.40	5,241.60	59,407.54	5,618.72	3,984.17	69,010.43
0000315036	RAIL SERVICES CONTROLLER	69,035.20	71,115.20	2,080.00	69,546.16	6,693.22	5,841.44	82,080.82
0000329891	*BUS OPERATOR	30,180.80	30,180.80	0.00	23,923.34	2,989.46	0.00	26,912.80
0000303977	*BUS OPERATOR (DATE LAST EMPLOYED 2015-06-01 00:06:00)	40,643.20	41,870.40	1,227.20	41,196.54	1,159.21	0.00	42,355.75
0000328286	*BUS OPERATOR	34,548.80	39,894.40	5,345.60	35,022.61	6,657.97	0.00	41,680.58
0000324740	CHF SPOKESPERSON	132,000.18	135,960.24	3,960.06	133,320.31	0.00	0.00	133,320.31
0000315290	CONFIG MGMT SPECIALIST III	55,596.84	57,264.74	1,667.90	56,153.08	0.00	339.01	56,492.09
0000304899	*BUS OPERATOR	40,643.20	43,118.40	2,475.20	44,026.42	9,346.05	0.00	53,372.47
0000315236	*TRACK WALKER	43,118.40	45,739.20	2,620.80	47,700.14	14,801.61	0.00	62,501.75
0000315023	*BUS OPERATOR	40,643.20	43,118.40	2,475.20	44,181.05	1,731.12	0.00	45,912.17
0000327289	*BUS OPERATOR	34,548.80	39,894.40	5,345.60	38,157.47	8,334.77	0.00	46,492.24
0000322680	*INSPECTOR	40,206.40	43,784.00	3,577.60	28,610.63	2,871.47	450.00	31,932.10
0000331668	*STATION AGENT	23,358.40	33,030.40	9,672.00	27,980.49	4,132.77	0.00	32,113.26
0000330892	*BUS OPERATOR	31,491.20	33,404.80	1,913.60	31,962.32	8,581.17	0.00	40,543.49
0000303618	*RAIL OPERATOR	40,643.20	43,118.40	2,475.20	42,992.62	10,866.00	0.00	53,858.62
0000319607	*JOURNEYMAN ET-RAIL CAR MAINT	43,804.80	46,467.20	2,662.40	46,177.63	16,521.03	225.00	62,923.66
0000319452	*BUS OPERATOR	40,643.20	43,118.40	2,475.20	36,804.38	3,367.00	0.00	40,171.38
0000329569	*MOBILITY OPERATOR	23,358.40	29,078.40	5,720.00	26,749.05	7,468.38	0.00	34,217.43
0000322447	*BUS OPERATOR	37,606.40	43,118.40	5,512.00	40,518.05	16,818.99	0.00	57,337.04
0000329338	*RAIL OPERATOR	31,491.20	36,649.60	5,158.40	34,807.65	2,012.71	0.00	36,820.36
0000315984	*BUS OPERATOR	40,643.20	43,118.40	2,475.20	46,001.11	12,448.35	0.00	58,449.46
0000304041	*BUS OPERATOR	40,643.20	43,118.40	2,475.20	42,447.64	4,587.64	0.00	47,035.28
0000302238	*BUS OPERATOR	40,643.20	43,118.40	2,475.20	43,180.50	11,545.35	0.00	54,725.85

MARTOC REPORT

EE NUMBER	TITLE	FY 14	FY 15	DIFFERENCE	REGULAR	OVERTIME	OTHER	TOTAL
		BASE SALARY	BASE SALARY	+/-	EARNINGS	EARNINGS	EARNINGS	EARNINGS
0000305758	*SERVICEPERSON I	31,824.00	33,758.40	1,934.40	33,153.76	2,830.84	0.00	35,984.60
0000315024	*SERVICEPERSON I (A)	32,281.60	34,257.60	1,976.00	31,807.14	4,475.39	0.00	36,282.53
0000320876	*JOURNEYMAN ELEC POWER ELECT	43,804.80	46,467.20	2,662.40	46,250.28	9,049.21	225.00	55,524.49
0000321954	*BUS OPERATOR	40,643.20	43,118.40	2,475.20	41,455.61	1,715.94	0.00	43,171.55
0000302142	INSTRUCTOR CAR MAINT ELECT	43,804.80	55,140.80	11,336.00	51,006.27	0.00	0.00	51,006.27
0000328919	MOBILITY CUSTOMER CARE REP	36,348.00	37,440.00	1,092.00	37,694.74	9,632.22	0.00	47,326.96
0000319812	*BUS OPERATOR	40,643.20	43,118.40	2,475.20	41,355.11	5,242.33	0.00	46,597.44
0000316268	*BUS OPERATOR	40,643.20	43,118.40	2,475.20	41,692.12	5,602.51	0.00	47,294.63
0000332583	*BUS OPERATOR	30,180.80	30,180.80	0.00	26,165.82	4,682.63	0.00	30,848.45
0000306623	DISPATCHER RADIO COMMUNICATION	48,588.80	50,044.80	1,456.00	49,611.97	8,876.80	4,578.56	63,067.33
0000319797	*MOBILITY OPERATOR	24,564.80	30,513.60	5,948.80	27,872.88	18,045.24	0.00	45,918.12
0000304851	*BUS OPERATOR	40,643.20	43,118.40	2,475.20	43,234.83	11,779.18	0.00	55,014.01
0000322159	*SERVICEPERSON II	31,824.00	33,758.40	1,934.40	33,622.03	3,375.48	0.00	36,997.51
0000305500	SUPV RAIL LINE (DATE LAST EMPLOYED 2015-07-01 00:07:00)	52,104.00	52,104.00	0.00	51,585.48	4,540.39	6,661.55	62,787.42
0000326198	IT QUALITY ASSURANCE ANALYST	80,000.18	82,400.24	2,400.06	80,800.42	0.00	1,538.47	82,338.89
0000305856	REDUCED FARE REPRESENTATIVE	25,915.50	26,695.50	780.00	26,317.66	608.05	1,096.43	28,022.14
0000302325	*INSPECTOR	43,118.40	45,739.20	2,620.80	49,640.08	22,148.19	225.00	72,013.27
0000305458	*MATERIAL CONTROLLER	42,369.60	44,948.80	2,579.20	43,274.30	45.84	0.00	43,320.14
0000313012	MGR ARCHITECTURE	93,994.16	96,813.86	2,819.70	94,934.99	0.00	0.00	94,934.99
0000323024	*INSPECTOR	43,118.40	45,739.20	2,620.80	44,417.24	12,132.31	225.00	56,774.55
0000311394	*JOURNEYMAN ET-RAIL CAR MAINT	43,804.80	46,467.20	2,662.40	45,266.21	32.54	225.00	45,523.75
0000332720	*JOURNEYMAN RAIL CAR MECHANIC	39,603.20	43,576.00	3,972.80	41,860.81	2,166.25	0.00	44,027.06
0000302526	*RAIL STATION CLEANER	28,412.80	30,139.20	1,726.40	28,751.72	20.49	0.00	28,772.21
0000314475	MGR SVC PLANNING & SCHEDULING	92,000.22	94,760.12	2,759.90	92,920.51	0.00	0.00	92,920.51
0000303973	*JOURNEYMAN ET-TRAIN CONTROL	43,804.80	46,467.20	2,662.40	49,469.24	34,217.99	225.00	83,912.23
0000305168	*BUS OPERATOR	40,643.20	43,118.40	2,475.20	45,761.31	14,848.74	0.00	60,610.05
0000323022	*JOURNEYMAN ET-TELEPHONE MAINT	43,804.80	46,467.20	2,662.40	47,793.72	24,833.98	225.00	72,852.70
0000323243	*BUS OPERATOR	40,643.20	43,118.40	2,475.20	43,253.14	12,009.88	0.00	55,263.02
0000305211	*MOBILITY OPERATOR	30,409.60	32,260.80	1,851.20	31,479.06	527.52	0.00	32,006.58
0000333105	*BUS OPERATOR	30,180.80	30,180.80	0.00	18,730.60	2,153.12	0.00	20,883.72
0000316274	*RAIL OPERATOR	40,643.20	43,118.40	2,475.20	34,406.10	1,233.14	0.00	35,639.24
0000321836	*BUS OPERATOR	40,643.20	43,118.40	2,475.20	43,683.47	3,780.35	0.00	47,463.82
0000303083	*BUS OPERATOR	40,643.20	43,118.40	2,475.20	44,196.82	14,184.61	0.00	58,381.43
0000317785	*BUS OPERATOR	40,643.20	43,118.40	2,475.20	39,545.57	448.20	162.66	40,156.43
0000330980	*RAIL OPERATOR	28,454.40	33,404.80	4,950.40	34,166.54	29,934.08	0.00	64,100.62

MARTOC REPORT

EE NUMBER	TITLE	FY 14	FY 15	DIFFERENCE	REGULAR	OVERTIME	OTHER	TOTAL
		BASE SALARY	BASE SALARY	+/-	EARNINGS	EARNINGS	EARNINGS	EARNINGS
0000326715	*BUS OPERATOR	34,548.80	39,894.40	5,345.60	39,041.57	5,903.01	0.00	44,944.58
0000320428	*BUS OPERATOR	33,404.80	33,404.80	0.00	29,126.26	1,780.82	0.00	30,907.08
0000327455	*BUS OPERATOR	34,548.80	39,894.40	5,345.60	40,093.95	5,109.10	132.88	45,335.93
0000316539	SUPV BUS TRANSPORTATION	48,048.00	48,048.00	0.00	28,828.80	0.00	0.00	28,828.80
0000328291	*BUS OPERATOR	34,548.80	39,894.40	5,345.60	36,109.23	6,614.53	0.00	42,723.76
0000303454	*BUS OPERATOR	28,454.40	33,404.80	4,950.40	26,812.73	5,126.61	0.00	31,939.34
0000330915	*BUS OPERATOR	31,491.20	33,404.80	1,913.60	33,950.50	12,968.19	0.00	46,918.69
0000302913	*MATERIAL CONTROLLER	38,937.60	43,118.40	4,180.80	41,127.15	1,159.49	0.00	42,286.64
0000320171	WIRELESS DEVICES ADMINISTRATOR	56,439.24	60,289.32	3,850.08	58,957.81	0.00	4,354.92	63,312.73
0000331311	*MOBILITY OPERATOR	23,358.40	29,078.40	5,720.00	26,235.57	7,143.44	0.00	33,379.01
0000322199	*JOURNEYMAN OVERHAULER	43,804.80	46,467.20	2,662.40	43,224.80	0.00	225.00	43,449.80
0000302935	TRANSIT POLICE OFFICER SR	54,787.20	56,430.40	1,643.20	56,046.25	4,978.27	4,767.54	65,792.06
0000317666	GIS ANALYST III	71,276.14	73,414.38	2,138.24	71,989.18	0.00	0.00	71,989.18
0000321158	SR COST ESTIMATOR	75,000.12	77,250.16	2,250.04	75,750.28	0.00	4,326.93	80,077.21
0000304215	DIR QA & CONFIG MGMT (DATE LAST EMPLOYED 2015-01-01 00:01:00)	124,070.44	103,392.12	-20,678.32	58,098.63	0.00	9,146.24	67,244.87
0000305221	TRANSIT POLICE OFFICER SPECIAL	56,971.20	58,676.80	1,705.60	58,828.28	26,243.15	2,739.00	87,810.43
0000331584	*JOURNEYMAN ET-TRAIN CONTROL	41,080.00	43,908.80	2,828.80	43,580.72	9,829.47	225.00	53,635.19
0000303721	*INSPECTOR	41,662.40	45,739.20	4,076.80	46,069.03	16,735.85	225.00	63,029.88
0000318898	*BUS OPERATOR	40,643.20	43,118.40	2,475.20	32,216.15	1,063.52	0.00	33,279.67
0000331651	*MOBILITY OPERATOR	23,358.40	29,078.40	5,720.00	25,358.58	2,818.26	0.00	28,176.84
0000320167	*JOURNEYMAN ET-RADIO MAINT	43,804.80	46,467.20	2,662.40	46,900.57	24,065.97	225.00	71,191.54
0000330686	*BUS OPERATOR	31,491.20	36,649.60	5,158.40	33,180.28	7,738.02	0.00	40,918.30
0000320856	*SERVICEPERSON IV	34,008.00	36,088.00	2,080.00	36,507.06	6,672.71	0.00	43,179.77
0000332890	*BUS OPERATOR	30,180.80	30,180.80	0.00	23,874.48	4,539.86	0.00	28,414.34
0000322926	*BUS OPERATOR	40,643.20	43,118.40	2,475.20	43,077.35	4,568.30	0.00	47,645.65
0000302242	SUPT RAIL LINE	62,804.56	64,688.78	1,884.22	63,432.88	0.00	7,005.80	70,438.68
0000323512	*BUS OPERATOR	40,643.20	43,118.40	2,475.20	41,346.51	1,306.80	0.00	42,653.31
0000324863	*BUS OPERATOR	34,548.80	39,894.40	5,345.60	37,734.66	5,551.95	0.00	43,286.61
0000303117	DATABASE ADMINISTRATOR II	59,612.54	61,400.82	1,788.28	60,225.24	0.00	2,988.60	63,213.84
0000303537	*CUSTOMER INFORMATION OPERATOR	31,699.20	33,633.60	1,934.40	32,139.16	1,215.37	0.00	33,354.53
0000320663	*BUS OPERATOR (DATE LAST EMPLOYED 2014-11-12 00:11:00)	40,643.20	40,643.20	0.00	17,937.29	3,083.44	0.00	21,020.73
0000331115	*BUS OPERATOR	28,454.40	33,404.80	4,950.40	33,024.62	8,612.79	0.00	41,637.41
0000323019	*BUS OPERATOR	40,643.20	43,118.40	2,475.20	42,157.19	1,190.68	0.00	43,347.87
0000317769	*JOURNEYMAN RAIL CAR MECHANIC	43,804.80	46,467.20	2,662.40	46,114.48	9,244.47	561.96	55,920.91

MARTOC REPORT

EE NUMBER	TITLE	FY 14	FY 15	DIFFERENCE	REGULAR	OVERTIME	OTHER	TOTAL
		BASE SALARY	BASE SALARY	+/-	EARNINGS	EARNINGS	EARNINGS	EARNINGS
0000316942	OFFICE ADMINISTRATOR II	55,000.14	56,650.10	1,649.96	55,550.29	0.00	2,538.48	58,088.77
0000333080	AGM HUMAN RESOURCES	150,000.24	150,000.24	0.00	120,577.23	0.00	0.00	120,577.23
0000302942	SUPV BUS TRANSPORTATION	48,048.00	49,483.20	1,435.20	49,885.61	17,120.57	3,257.10	70,263.28
0000330985	*BUS OPERATOR	28,454.40	33,404.80	4,950.40	33,129.58	6,052.19	0.00	39,181.77
0000303163	SUPV CAR REPAIR INSPECTION	41,080.00	53,664.00	12,584.00	43,708.41	8,660.83	450.00	52,819.24
0000302355	SUPV BUS MAINTENANCE	43,118.40	53,664.00	10,545.60	52,347.39	7,934.36	2,004.00	62,285.75
0000331309	*JOURNEYMAN TRACK MECHANIC	41,080.00	43,908.80	2,828.80	35,272.95	6,965.95	225.00	42,463.90
0000302127	*JOURNEYMAN ET-RAIL CAR MAINT	43,804.80	46,467.20	2,662.40	47,623.58	10,677.33	225.00	58,525.91
0000302135	*JOURNEYMAN SUPPORT EQUIPMENT	43,804.80	46,467.20	2,662.40	44,849.33	1,920.02	225.00	46,994.35
0000306416	*BUS OPERATOR	40,643.20	43,118.40	2,475.20	42,473.96	1,841.39	0.00	44,315.35
0000328739	BUS MECH ELEC ENGINEER (DATE LAST EMPLOYED 2014-10-01 00:10:00)	68,041.22	68,041.22	0.00	24,426.84	0.00	0.00	24,426.84
0000331988	*BUS OPERATOR	28,454.40	33,404.80	4,950.40	30,974.95	2,557.67	0.00	33,532.62
0000320832	*BUS OPERATOR	40,643.20	43,118.40	2,475.20	31,930.96	971.98	0.00	32,902.94
0000322735	MGR SYSTEMS ENGINEERING	93,994.16	96,813.86	2,819.70	94,934.81	0.00	0.00	94,934.81
0000315140	MGR ACCOUNTING	90,241.06	92,948.18	2,707.12	73,836.00	0.00	22,514.12	96,350.12
0000315066	*BUS OPERATOR	40,643.20	43,118.40	2,475.20	41,873.94	11,631.36	0.00	53,505.30
0000319681	IT ANALYST	64,638.86	66,577.94	1,939.08	59,550.93	0.00	2,154.67	61,705.60
0000328834	*BUS OPERATOR	31,491.20	36,649.60	5,158.40	36,381.44	11,529.77	0.00	47,911.21
0000322512	*MATERIAL CONTROLLER	34,008.00	40,372.80	6,364.80	38,997.60	3,499.01	0.00	42,496.61
0000320422	*SERVICEPERSON I (A)	32,281.60	34,257.60	1,976.00	29,608.54	1,146.03	0.00	30,754.57
0000302256	SUPT BUS MAINTENANCE GARAGE	64,091.56	66,014.26	1,922.70	64,732.74	0.00	7,149.36	71,882.10
0000302550	SUPT RAIL LINE	52,104.00	63,654.24	11,550.24	57,723.66	7,965.94	7,595.33	73,284.93
0000329828	*BUS OPERATOR	31,491.20	36,649.60	5,158.40	31,596.24	4,137.19	0.00	35,733.43
0000302643	*BUS OPERATOR	40,643.20	43,118.40	2,475.20	47,266.31	49,820.84	0.00	97,087.15
0000332205	*BUS OPERATOR	33,404.80	33,404.80	0.00	25,638.64	7,884.65	0.00	33,523.29
0000332702	*BUS OPERATOR	30,180.80	30,180.80	0.00	26,146.47	4,470.46	0.00	30,616.93
0000305368	CONTRACT PROFESSIONAL	0.00	0.00	0.00	53,163.00	14,397.75	0.00	67,560.75
0000303760	DIVISION DISPATCHER	48,588.80	50,044.80	1,456.00	50,260.21	11,504.80	4,119.31	65,884.32
0000303724	*JOURNEYMAN RAIL CAR MECHANIC	43,804.80	46,467.20	2,662.40	46,584.13	11,520.91	225.00	58,330.04
0000302826	*JOURNEYMAN RAIL CAR MECHANIC	43,804.80	46,467.20	2,662.40	46,522.79	7,933.84	225.00	54,681.63
0000303213	*JOURNEYMAN ET-TRAIN CONTROL	43,804.80	46,467.20	2,662.40	45,520.22	5,871.66	225.00	51,616.88
0000328469	*INSPECTOR	41,267.20	43,908.80	2,641.60	42,907.53	1,645.94	383.72	44,937.19
0000322579	SUPV PARKING SERVICES	28,957.50	29,835.00	877.50	29,677.80	2,468.85	2,376.00	34,522.65
0000315741	*RAIL STATION CLEANER	28,412.80	30,139.20	1,726.40	30,832.85	4,163.39	0.00	34,996.24
0000328832	*BUS OPERATOR	31,491.20	36,649.60	5,158.40	36,362.85	5,724.77	0.00	42,087.62

MARTOC REPORT

EE NUMBER	TITLE	FY 14	FY 15	DIFFERENCE	REGULAR	OVERTIME	OTHER	TOTAL
		BASE SALARY	BASE SALARY	+/-	EARNINGS	EARNINGS	EARNINGS	EARNINGS
0000315202	FOREMAN TRAIN CONTROL	52,520.00	54,100.80	1,580.80	55,671.20	21,311.00	0.00	76,982.20
0000303699	*BUS OPERATOR	40,643.20	43,118.40	2,475.20	42,185.68	1,838.74	0.00	44,024.42
0000320676	SVC DESK SUPPORT AGENT	41,905.50	43,153.50	1,248.00	42,324.57	2,320.94	4,835.25	49,480.76
0000305187	*JOURNEYMAN ET-RADIO MAINT	43,804.80	46,467.20	2,662.40	46,423.83	19,438.64	225.00	66,087.47
0000306170	*MOBILITY OPERATOR	30,409.60	32,260.80	1,851.20	31,909.80	3,751.27	0.00	35,661.07
0000331647	*BUS OPERATOR	28,454.40	33,404.80	4,950.40	32,267.41	12,139.54	0.00	44,406.95
0000332245	*BUS OPERATOR	33,404.80	33,404.80	0.00	28,682.28	3,043.76	0.00	31,726.04
0000323534	*JOURNEYMAN ET-COMPUTER MAINT	50,668.80	42,016.00	-8,652.80	49,462.97	12,825.54	0.00	62,288.51
0000305204	*BUS OPERATOR	40,643.20	43,118.40	2,475.20	47,186.78	49,268.13	0.00	96,454.91
0000320321	CONTRACT SERVICES INSPECTOR	32,635.20	33,612.80	977.60	33,087.07	1,141.47	3,232.14	37,460.68
0000324726	*BUS OPERATOR	40,643.20	43,118.40	2,475.20	43,660.14	4,694.13	0.00	48,354.27
0000303197	*JOURNEYMAN OVERHAULER	43,804.80	46,467.20	2,662.40	45,557.93	505.44	225.00	46,288.37
0000319162	*MOBILITY OPERATOR	27,414.40	32,260.80	4,846.40	30,285.84	1,470.71	0.00	31,756.55
0000306290	TRANSIT POLICE LIEUTENANT	80,308.80	82,721.60	2,412.80	77,907.28	13,146.74	14,517.36	105,571.38
0000332051	*MOBILITY OPERATOR	23,358.40	29,078.40	5,720.00	24,963.65	4,372.84	0.00	29,336.49
0000320776	CONTRACT EMP ADMIN SUPPORT	0.00	0.00	0.00	34,900.25	5,043.62	0.00	39,943.87
0000327869	CJIT-CALL TAKER	29,827.20	37,419.20	7,592.00	36,960.14	7,553.76	0.00	44,513.90
0000314918	DISPATCHER-RAIL TRANSPORTATION	48,048.00	49,483.20	1,435.20	39,155.67	3,332.20	0.00	42,487.87
0000303695	*BUS OPERATOR	40,643.20	43,118.40	2,475.20	43,494.62	10,372.64	0.00	53,867.26
0000322148	SUPV BUS MAINTENANCE	52,104.00	53,664.00	1,560.00	53,326.47	4,346.25	0.00	57,672.72
0000311602	*BUS OPERATOR	40,643.20	43,118.40	2,475.20	34,744.85	1,261.26	0.00	36,006.11
0000302994	*DATA SYSTEM CLAIMS CLERK	31,699.20	33,633.60	1,934.40	34,482.02	0.00	0.00	34,482.02
0000330150	TRANSIT POLICE OFFICER SR	50,668.80	54,267.20	3,598.40	53,149.45	18,943.48	0.00	72,092.93
0000305926	TRANSIT POLICE OFFICER SR	54,787.20	56,430.40	1,643.20	55,698.97	8,129.28	1,264.32	65,092.57
0000317199	TRANSIT POLICE SERGEANT	63,398.40	67,912.00	4,513.60	65,207.11	32,876.51	10,778.00	108,861.62
0000318415	*JOURNEYMAN ELEC POWER ELECT	42,390.40	46,467.20	4,076.80	46,062.33	11,368.98	225.00	57,656.31
0000329789	CONTRACT PROFESSIONAL	0.00	0.00	0.00	57,720.00	405.00	0.00	58,125.00
0000302850	*BUS OPERATOR	40,643.20	43,118.40	2,475.20	44,131.35	5,448.36	0.00	49,579.71
0000322332	*JOURNEYMAN SUPPORT EQUIPMENT	43,804.80	46,467.20	2,662.40	45,500.60	5,162.25	450.00	51,112.85
0000304849	FOREMAN BUILDINGS SUPP EQUIP (DATE LAST EMPLOYED 2015-03-01 00:03:00)	56,680.00	56,680.00	0.00	40,896.80	1,199.00	7,929.75	50,025.55
0000332336	SR CONTRACT SPECIALIST	79,968.20	82,367.22	2,399.02	80,767.89	0.00	861.20	81,629.09
0000323208	TRANSIT POLICE OFFICER SR	52,686.40	54,267.20	1,580.80	52,392.27	14,735.01	2,200.86	69,328.14
0000304262	CONTRACT EMP ADMIN SUPPORT (DATE LAST EMPLOYED 2015-04-17 00:04:00)	0.00	0.00	0.00	32,740.07	8,929.18	0.00	41,669.25
0000320210	*BUS OPERATOR	40,643.20	43,118.40	2,475.20	41,454.82	3,425.69	0.00	44,880.51

MARTOC REPORT

EE NUMBER	TITLE	FY 14	FY 15	DIFFERENCE	REGULAR	OVERTIME	OTHER	TOTAL
		BASE SALARY	BASE SALARY	+/-	EARNINGS	EARNINGS	EARNINGS	EARNINGS
0000325092	*RAIL STATION CLEANER	26,894.40	30,139.20	3,244.80	29,320.66	20.26	0.00	29,340.92
0000330553	*RAIL OPERATOR	31,491.20	36,649.60	5,158.40	20,185.49	2,006.35	0.00	22,191.84
0000333341	*TRAFFIC CHECKER	26,540.80	26,540.80	0.00	15,496.54	5,275.50	0.00	20,772.04
0000302116	RAIL SERVICES CONTROLLER	69,035.20	71,115.20	2,080.00	69,515.78	5,233.32	246.08	74,995.18
0000321480	*BUS OPERATOR	40,643.20	43,118.40	2,475.20	44,856.86	10,547.02	0.00	55,403.88
0000322221	*RAIL STATION CLEANER	28,412.80	30,139.20	1,726.40	30,120.93	3,256.29	0.00	33,377.22
0000315198	TRANSIT POLICE SERGEANT	65,936.00	67,912.00	1,976.00	69,099.68	7,817.29	2,536.00	79,452.97
0000303499	TRANSIT POLICE OFFICER SPECIAL	56,971.20	58,676.80	1,705.60	59,458.22	38,496.75	7,669.20	105,624.17
0000303488	*BUS OPERATOR	40,643.20	43,118.40	2,475.20	34,516.20	744.17	0.00	35,260.37
0000331399	*BUS OPERATOR	28,454.40	33,404.80	4,950.40	32,196.48	4,824.72	0.00	37,021.20
0000326778	MOBILITY CUSTOMER CARE REP (DATE LAST EMPLOYED 2015-04-09 00:04:00)	36,348.00	36,348.00	0.00	27,041.98	4,015.06	246.43	31,303.47
0000320950	SR ASSOCIATE COUNSEL	92,668.94	95,449.12	2,780.18	93,595.80	0.00	1,425.68	95,021.48
0000306914	CONTRACT PROFESSIONAL	0.00	0.00	0.00	132,979.00	269.50	0.00	133,248.50
0000304422	SUPV BUS TRANSPORTATION	48,048.00	49,483.20	1,435.20	49,822.08	19,646.55	4,073.23	73,541.86
0000328459	*JOURNEYMAN AUTOMOTIVE TECH	42,390.40	46,467.20	4,076.80	44,399.67	3,055.45	225.00	47,680.12
0000320485	SUPV BUS TRANSPORTATION	40,643.20	49,483.20	8,840.00	43,734.67	1,886.05	1,082.87	46,703.59
0000306168	GEN FOREMAN BLDGS & GROUNDS (DATE LAST EMPLOYED 2015-04-01 00:04:00)	74,631.70	74,631.70	0.00	59,590.60	0.00	4,927.49	64,518.09
0000303390	*SERVICEPERSON I	31,824.00	33,758.40	1,934.40	35,637.42	13,394.88	0.00	49,032.30
0000306471	*JOURNEYMAN ET-RADIO MAINT	43,804.80	46,467.20	2,662.40	47,730.66	523.31	225.00	48,478.97
0000303888	*RAIL OPERATOR	40,643.20	43,118.40	2,475.20	42,395.68	18,909.72	0.00	61,305.40
0000331662	*BUS OPERATOR	28,454.40	33,404.80	4,950.40	32,332.35	5,528.67	0.00	37,861.02
0000329430	REVENUE OPERATIONS ANALYST II	51,304.50	52,843.70	1,539.20	51,817.75	0.00	132.87	51,950.62
0000305214	*BUS OPERATOR	40,643.20	43,118.40	2,475.20	44,067.25	12,611.20	212.78	56,891.23
0000305880	*RAIL OPERATOR	40,643.20	43,118.40	2,475.20	43,277.66	16,391.18	0.00	59,668.84
0000330395	CONTRACT PROFESSIONAL	0.00	0.00	0.00	37,435.62	311.61	0.00	37,747.23
0000320584	*MATERIAL CONTROLLER	42,369.60	44,948.80	2,579.20	43,942.82	1,182.72	0.00	45,125.54
0000304714	MAINTENANCE PLANNER BUS	52,686.40	54,267.20	1,580.80	56,227.53	10,904.57	0.00	67,132.10
0000316824	*REPROGRAPHICS SPEC III	42,515.20	45,094.40	2,579.20	43,202.07	520.99	0.00	43,723.06
0000328479	*BUS OPERATOR	34,548.80	39,894.40	5,345.60	34,135.11	4,832.08	0.00	38,967.19
0000304022	*REVENUE AGENT	41,308.80	43,825.60	2,516.80	42,496.23	3,512.78	0.00	46,009.01
0000330379	*BUS OPERATOR (DATE LAST EMPLOYED 2015-01-05 00:01:00)	31,491.20	32,427.20	936.00	18,429.68	1,901.27	394.40	20,725.35
0000303124	*BUS OPERATOR	40,643.20	43,118.40	2,475.20	41,674.99	4,206.25	0.00	45,881.24
0000315243	*BUS OPERATOR	40,643.20	43,118.40	2,475.20	39,597.18	19,082.86	0.00	58,680.04
0000322131	*BUS OPERATOR	40,643.20	43,118.40	2,475.20	42,053.27	10,091.56	0.00	52,144.83

MARTOC REPORT

EE NUMBER	TITLE	FY 14	FY 15	DIFFERENCE +/-	REGULAR EARNINGS	OVERTIME EARNINGS	OTHER EARNINGS	TOTAL EARNINGS
		BASE SALARY	BASE SALARY					
0000303471	*JOURNEYMAN ET-TELEPHONE MAINT (DATE LAST EMPLOYED 2015-06-17 00:06:00)	43,804.80	45,115.20	1,310.40	21,162.29	500.07	225.00	21,887.36
0000302366	*BUS OPERATOR (DATE LAST EMPLOYED 2015-05-01 00:05:00)	40,643.20	41,870.40	1,227.20	41,073.78	5,672.22	0.00	46,746.00
0000323415	*RAIL OPERATOR	40,643.20	43,118.40	2,475.20	44,003.96	12,009.76	0.00	56,013.72
0000320655	*BUS OPERATOR	40,643.20	43,118.40	2,475.20	42,576.68	7,619.82	0.00	50,196.50
0000333051	*MOBILITY OPERATOR	27,664.00	27,664.00	0.00	19,217.85	2,433.41	0.00	21,651.26
0000303099	*BUS OPERATOR	40,643.20	43,118.40	2,475.20	45,995.02	31,181.70	0.00	77,176.72
0000323657	*BUS OPERATOR	40,643.20	43,118.40	2,475.20	42,156.14	2,518.05	0.00	44,674.19
0000303178	*BUS OPERATOR	40,643.20	43,118.40	2,475.20	33,678.51	9,816.68	0.00	43,495.19
0000314819	*BUS OPERATOR	40,643.20	43,118.40	2,475.20	43,296.95	2,588.24	0.00	45,885.19
0000321978	RIDESTORE ASSISTANT	29,035.50	29,913.00	877.50	30,025.72	3,115.82	1,652.79	34,794.33
0000321040	*JOURNEYMAN RAIL CAR MECHANIC	43,804.80	46,467.20	2,662.40	46,947.02	8,542.89	225.00	55,714.91
0000314232	AGM TECHNOLOGY	140,000.12	144,200.16	4,200.04	141,400.37	0.00	0.00	141,400.37
0000316314	RAIL SERVICES CONTROLLER	64,022.40	68,515.20	4,492.80	65,905.87	21,933.23	4,201.78	92,040.88
0000302005	*BUS OPERATOR	40,643.20	43,118.40	2,475.20	29,953.59	1,887.43	0.00	31,841.02
0000320314	*SERVICEPERSON I	28,412.80	30,576.00	2,163.20	27,173.26	1,015.88	0.00	28,189.14
0000328461	*INSPECTOR	41,267.20	43,908.80	2,641.60	34,167.72	3,793.19	225.00	38,185.91
0000306423	*JOURNEYMAN ET-RAIL CAR MAINT	43,804.80	46,467.20	2,662.40	45,447.72	241.67	225.00	45,914.39
0000332673	*MOBILITY OPERATOR	27,664.00	27,664.00	0.00	24,209.00	2,139.75	0.00	26,348.75
0000306200	PERFORMANCE ANALYST	64,639.12	66,578.20	1,939.08	65,285.80	0.00	2,486.13	67,771.93
0000314986	*INSPECTOR	40,206.40	43,784.00	3,577.60	41,747.20	6,492.53	225.00	48,464.73
0000333469	*INSPECTOR	42,660.80	42,660.80	0.00	21,763.11	609.75	0.00	22,372.86
0000329112	BUYER PLANNER II	54,773.42	56,416.62	1,643.20	55,110.61	0.00	210.67	55,321.28
0000303708	*BUS OPERATOR	40,643.20	41,870.40	1,227.20	41,590.43	4,290.88	0.00	45,881.31
0000320105	TRANSIT POLICE OFFICER SR	54,787.20	56,430.40	1,643.20	46,732.17	12,902.47	8,731.70	68,366.34
0000324897	MGR EXEC OFFICE ADMINISTRATION	85,930.26	88,508.16	2,577.90	86,789.69	0.00	7,271.05	94,060.74
0000303175	*MATERIAL CONTROLLER	42,369.60	44,948.80	2,579.20	46,645.25	194.66	0.00	46,839.91
0000305510	SUPV BUS TRANSPORTATION	52,790.40	54,371.20	1,580.80	55,297.94	14,554.17	0.00	69,852.11
0000328145	ARCHITECT V (DATE LAST EMPLOYED 2015-05-22 00:05:00)	65,887.12	76,896.82	11,009.70	69,842.20	0.00	2,294.68	72,136.88
0000315242	TRANSIT POLICE OFFICER SPECIAL	56,971.20	58,676.80	1,705.60	58,828.31	33,155.69	6,573.60	98,557.60
0000303956	*TRACK MAINTAINER	43,118.40	45,739.20	2,620.80	49,531.93	10,154.43	0.00	59,686.36
0000306551	*JOURNEYMAN PAINTER	43,804.80	46,467.20	2,662.40	45,281.45	12,169.08	225.00	57,675.53
0000303198	*BUS OPERATOR	40,643.20	43,118.40	2,475.20	45,677.18	47,106.83	156.32	92,940.33
0000332477	CHF CORPORATE LAW	107,800.16	111,034.04	3,233.88	108,823.07	0.00	0.00	108,823.07
0000303788	CONTRACT PROFESSIONAL	0.00	0.00	0.00	153,960.00	0.00	0.00	153,960.00

MARTOC REPORT

EE NUMBER	TITLE	FY 14	FY 15	DIFFERENCE	REGULAR	OVERTIME	OTHER	TOTAL
		BASE SALARY	BASE SALARY	+/-	EARNINGS	EARNINGS	EARNINGS	EARNINGS
0000331053	*RAIL STATION CLEANER	25,500.80	28,537.60	3,036.80	27,550.35	864.33	0.00	28,414.68
0000323736	*SERVICEPERSON IV	34,008.00	36,088.00	2,080.00	34,947.77	3,600.17	527.12	39,075.06
0000304979	*JOURNEYMAN AUTOMOTIVE TECH	43,804.80	46,467.20	2,662.40	45,794.55	10,490.69	393.48	56,678.72
0000324186	*SERVICEPERSON IV	34,008.00	36,088.00	2,080.00	37,837.76	27,893.62	0.00	65,731.38
0000327973	*INSPECTOR (DATE LAST EMPLOYED 2015-05-05 00:05:00)	41,267.20	42,640.00	1,372.80	31,200.09	10,016.18	0.00	41,216.27
0000332755	*BUS OPERATOR	30,180.80	30,180.80	0.00	24,931.85	5,137.21	0.00	30,069.06
0000304128	SR DIR TREAS CAP PRG TREASURER	110,485.18	124,099.82	13,614.64	111,974.94	0.00	5,524.27	117,499.21
0000303479	*BUS OPERATOR	40,643.20	43,118.40	2,475.20	39,879.06	2,198.66	0.00	42,077.72
0000332092	BUSINESS ANALYST II	62,830.04	62,830.04	0.00	54,255.16	0.00	643.50	54,898.66
0000315025	*RAIL STATION CLEANER	28,412.80	30,139.20	1,726.40	28,356.61	940.86	0.00	29,297.47
0000330454	*RAIL STATION CLEANER	25,500.80	30,139.20	4,638.40	28,392.94	6,643.08	0.00	35,036.02
0000330923	TRANSIT POLICE OFFICER	40,040.00	42,889.60	2,849.60	43,055.82	26,445.52	3,703.70	73,205.04
0000316222	*JOURNEYMAN MACHINIST	43,804.80	46,467.20	2,662.40	50,204.32	17,869.11	225.00	68,298.43
0000304301	*BUS OPERATOR	40,643.20	43,118.40	2,475.20	42,631.14	12,309.34	0.00	54,940.48
0000330526	CHF FINANCIAL OFFICER	230,000.16	236,900.04	6,899.88	255,800.58	0.00	0.00	255,800.58
0000324011	CRIMINAL JUSTICE INFO TECH REC	29,827.20	30,721.60	894.40	30,325.28	2,409.14	1,763.82	34,498.24
0000305695	TRANSIT SERVICE SPECIALIST	35,470.50	36,543.00	1,072.50	36,098.16	518.42	3,410.64	40,027.22
0000327739	ADMINISTRATIVE ASSISTANT	34,534.50	35,568.00	1,033.50	34,977.39	677.45	341.28	35,996.12
0000327639	SR ASSOCIATE COUNSEL	93,000.18	95,790.24	2,790.06	93,930.27	0.00	3,610.33	97,540.60
0000321619	*BUS OPERATOR	40,643.20	43,118.40	2,475.20	39,558.64	1,533.92	0.00	41,092.56
0000332115	*BUS OPERATOR	33,404.80	33,404.80	0.00	29,039.01	5,468.31	0.00	34,507.32
0000305674	SUPV PARKING SERVICES	34,144.50	35,178.00	1,033.50	34,665.51	3,042.42	656.63	38,364.56
0000324947	*JOURNEYMAN ET-RADIO MAINT	43,804.80	46,467.20	2,662.40	45,319.63	3,720.48	225.00	49,265.11
0000304146	*RAIL OPERATOR	40,643.20	43,118.40	2,475.20	44,922.84	31,713.75	0.00	76,636.59
0000320976	TRANSIT POLICE SERGEANT	58,614.40	62,795.20	4,180.80	61,828.32	12,295.16	2,310.76	76,434.24
0000333338	CONTRACT PROFESSIONAL	46,975.50	46,975.50	0.00	25,957.02	289.10	0.00	26,246.12
0000304855	*BUS OPERATOR	40,643.20	43,118.40	2,475.20	36,383.30	9,116.70	0.00	45,500.00
0000323713	*BUS OPERATOR	40,643.20	43,118.40	2,475.20	29,386.82	4,169.78	0.00	33,556.60
0000304643	CJIT-POLICE DISPATCHER (DATE LAST EMPLOYED 2015-06-26 00:06:00)	33,696.00	39,416.00	5,720.00	39,073.20	20,080.07	4,481.30	63,634.57
0000332899	*BUS OPERATOR	30,180.80	30,180.80	0.00	20,692.38	3,307.50	0.00	23,999.88
0000320362	*RAIL STATION CLEANER	28,412.80	30,139.20	1,726.40	29,003.39	1,176.96	0.00	30,180.35
0000317428	*SERVICEPERSON I	31,824.00	33,758.40	1,934.40	33,045.50	23.64	0.00	33,069.14
0000331192	CJIT-CALL TAKER (DATE LAST EMPLOYED 2014-11-21 00:11:00)	29,827.20	36,337.60	6,510.40	15,523.28	7,202.37	1,886.77	24,612.42
0000304080	*RAIL STATION CLEANER	28,412.80	30,139.20	1,726.40	29,471.53	0.00	0.00	29,471.53

MARTOC REPORT

EE NUMBER	TITLE	FY 14	FY 15	DIFFERENCE	REGULAR	OVERTIME	OTHER	TOTAL
		BASE SALARY	BASE SALARY	+/-	EARNINGS	EARNINGS	EARNINGS	EARNINGS
0000323656	*BUS OPERATOR (DATE LAST EMPLOYED 2015-06-08 00:06:00)	40,643.20	41,870.40	1,227.20	27,770.13	1,146.53	0.00	28,916.66
0000332344	MGR COMMUNICATIONS	86,713.12	89,314.42	2,601.30	86,913.49	0.00	667.04	87,580.53
0000333331	OFFICE ADMINISTRATOR II	54,675.40	54,675.40	0.00	33,594.21	0.00	0.00	33,594.21
0000318787	*JOURNEYMAN RAIL CAR MECHANIC	42,390.40	46,467.20	4,076.80	44,773.39	2,269.88	0.00	47,043.27
0000305627	*BUS OPERATOR	40,643.20	43,118.40	2,475.20	39,762.79	10,751.65	0.00	50,514.44
0000326726	*BUS OPERATOR	37,606.40	43,118.40	5,512.00	40,832.66	5,534.74	0.00	46,367.40
0000305555	SUPV MOBILITY TRANSPORTATION	42,723.20	44,012.80	1,289.60	44,023.39	5,515.04	1,807.52	51,345.95
0000329219	*SERVICEPERSON IV	32,281.60	36,088.00	3,806.40	33,646.79	3,950.88	0.00	37,597.67
0000305333	*RAIL OPERATOR	28,454.40	33,404.80	4,950.40	33,094.16	8,357.80	0.00	41,451.96
0000323123	QA ENGINEER	73,759.92	75,972.78	2,212.86	74,497.65	0.00	2,647.80	77,145.45
0000322930	SUPV BUS TRANSPORTATION	48,048.00	49,483.20	1,435.20	52,085.88	11,434.50	0.00	63,520.38
0000305425	SPECIFICATIONS TECH SPECIALIST	56,906.46	58,613.62	1,707.16	57,476.43	0.00	5,471.78	62,948.21
0000308759	MATERIALS PERFORMANCE ANALYST	54,773.42	56,416.62	1,643.20	55,321.31	0.00	4,424.63	59,745.94
0000321365	DISPATCHER RADIO COMMUNICATION	40,643.20	49,483.20	8,840.00	49,355.61	12,245.25	2,310.00	63,910.86
0000306246	TRANSIT POLICE OFFICER SR	54,787.20	56,430.40	1,643.20	57,159.12	11,843.16	0.00	69,002.28
0000316650	DIVISION DISPATCHER	48,048.00	49,483.20	1,435.20	49,230.87	6,595.07	4,666.20	60,492.14
0000331658	*BUS OPERATOR	28,454.40	33,404.80	4,950.40	31,944.75	4,725.79	0.00	36,670.54
0000321039	*SERVICEPERSON I (A)	32,281.60	34,257.60	1,976.00	33,431.43	2,311.43	0.00	35,742.86
0000329157	*MOBILITY OPERATOR	24,564.80	30,513.60	5,948.80	25,676.32	11,005.28	0.00	36,681.60
0000304103	TRANSIT POLICE LIEUTENANT	80,308.80	82,721.60	2,412.80	82,154.36	19,845.56	6,100.38	108,100.30
0000304930	*MATERIAL CONTROLLER	42,369.60	44,948.80	2,579.20	42,051.30	6,789.41	0.00	48,840.71
0000305372	*BUS OPERATOR	40,643.20	43,118.40	2,475.20	27,796.14	5,183.78	0.00	32,979.92
0000305006	*BUS OPERATOR (DATE LAST EMPLOYED 2014-12-01 00:12:00)	40,643.20	40,643.20	0.00	23,679.38	805.16	0.00	24,484.54
0000304876	*AA INSPECTOR	43,804.80	46,467.20	2,662.40	45,686.33	3,267.90	225.00	49,179.23
0000328134	TRANSIT POLICE OFFICER SR	41,641.60	44,595.20	2,953.60	45,070.15	20,648.18	520.50	66,238.83
0000304383	TRANSIT POLICE OFFICER SR (DATE LAST EMPLOYED 2015-05-01 00:05:00)	54,787.20	54,787.20	0.00	35,105.97	3,022.52	14,610.01	52,738.50
0000316781	*MOBILITY OPERATOR	30,409.60	32,260.80	1,851.20	27,918.81	678.68	0.00	28,597.49
0000316163	SUPPORT ANALYST II	46,882.68	48,289.28	1,406.60	40,542.32	0.00	0.00	40,542.32
0000323616	*BUS OPERATOR	40,643.20	43,118.40	2,475.20	42,591.87	4,099.15	0.00	46,691.02
0000302059	*BUS OPERATOR	40,643.20	43,118.40	2,475.20	44,144.91	3,566.74	0.00	47,711.65
0000304440	FOREMAN POWER	43,804.80	53,664.00	9,859.20	48,772.39	1,678.77	0.00	50,451.16
0000303138	*BUS OPERATOR	40,643.20	43,118.40	2,475.20	42,943.45	11,806.52	0.00	54,749.97
0000329830	SUPV RAIL LINE	31,491.20	53,664.00	22,172.80	37,267.42	8,923.10	0.00	46,190.52
0000302554	*INSPECTOR	43,804.80	45,739.20	1,934.40	45,439.44	9,083.96	225.00	54,748.40

MARTOC REPORT

EE NUMBER	TITLE	FY 14	FY 15	DIFFERENCE	REGULAR	OVERTIME	OTHER	TOTAL
		BASE SALARY	BASE SALARY	+/-	EARNINGS	EARNINGS	EARNINGS	EARNINGS
0000321899	*BUS OPERATOR	40,643.20	43,118.40	2,475.20	40,676.08	14,520.06	250.62	55,446.76
0000304343	SR COST ANALYST	76,958.18	79,266.98	2,308.80	77,136.04	0.00	7,104.66	84,240.70
0000306252	*BUS OPERATOR	40,643.20	43,118.40	2,475.20	41,658.44	790.40	0.00	42,448.84
0000331377	*JOURNEYMAN ELEC POWER ELECT	41,080.00	43,908.80	2,828.80	39,282.06	16,252.13	225.00	55,759.19
0000318743	*SERVICEPERSON IV	34,008.00	36,088.00	2,080.00	34,805.82	2,382.89	0.00	37,188.71
0000306507	*BUS OPERATOR	40,643.20	43,118.40	2,475.20	48,800.36	15,717.48	392.76	64,910.60
0000327864	*RAIL OPERATOR	34,548.80	39,894.40	5,345.60	39,002.54	20,750.05	0.00	59,752.59
0000306241	SR EVALUATION ANALYST	62,700.30	64,581.40	1,881.10	63,327.37	0.00	8,520.82	71,848.19
0000320693	*INSPECTOR	40,206.40	43,784.00	3,577.60	43,233.29	17,480.32	225.00	60,938.61
0000302896	*BUS OPERATOR	40,643.20	41,870.40	1,227.20	32,945.57	6,618.93	0.00	39,564.50
0000326533	(DATE LAST EMPLOYED 2015-06-01 00:06:00) MOBILITY SYSTEM DATA SPECIALIST	29,601.00	30,498.00	897.00	30,158.88	4,844.36	915.97	35,919.21
0000321307	*RAIL STATION CLEANER	28,412.80	30,139.20	1,726.40	29,112.80	0.00	0.00	29,112.80
0000303347	*JOURNEYMAN BODY REPAIR	43,804.80	45,115.20	1,310.40	27,501.62	1,145.15	225.00	28,871.77
0000302037	(DATE LAST EMPLOYED 2015-02-01 00:02:00) *BUS OPERATOR	40,643.20	43,118.40	2,475.20	44,665.67	15,783.53	0.00	60,449.20
0000306092	*BUS OPERATOR	40,643.20	43,118.40	2,475.20	47,438.81	27,553.97	0.00	74,992.78
0000322334	*INSPECTOR	43,118.40	45,739.20	2,620.80	43,668.30	7.78	390.84	44,066.92
0000302492	*REVENUE AGENT	41,308.80	43,825.60	2,516.80	42,260.97	423.41	0.00	42,684.38
0000302718	MGR CRIMINAL JUSTICE COMM/RECD	74,603.10	76,841.18	2,238.08	72,193.09	0.00	8,383.50	80,576.59
0000305660	FOREMAN TRAIN CONTROL	52,104.00	53,664.00	1,560.00	56,110.84	22,444.88	0.00	78,555.72
0000321835	*MATERIAL CONTROLLER	37,190.40	41,308.80	4,118.40	39,890.91	3,251.07	0.00	43,141.98
0000333055	*MOBILITY OPERATOR	27,664.00	27,664.00	0.00	19,188.27	11,775.80	0.00	30,964.07
0000302269	INTERNAL COMM OUTREACH COORD	60,000.20	61,800.18	1,799.98	60,600.21	0.00	2,307.70	62,907.91
0000333090	*BUS OPERATOR	30,180.80	30,180.80	0.00	19,125.79	1,694.45	0.00	20,820.24
0000303087	ACCOUNTING SPECIALIST III	43,738.50	45,045.00	1,306.50	44,164.78	16.83	2,994.88	47,176.49
0000333042	*MOBILITY OPERATOR	27,664.00	27,664.00	0.00	18,994.17	2,498.72	0.00	21,492.89
0000315331	*SERVICEPERSON I	31,824.00	33,758.40	1,934.40	32,687.53	1,435.31	0.00	34,122.84
0000302423	SUPV STRATEGIC TRAINING	69,981.08	72,080.58	2,099.50	69,873.57	0.00	6,459.81	76,333.38
0000302280	INSTRUCTOR BUS OPERATIONS	40,643.20	56,638.40	15,995.20	50,496.67	10,515.60	4,759.20	65,771.47
0000319268	TRANSIT POLICE OFFICER SR	54,787.20	54,787.20	0.00	46,010.71	15,646.02	8,784.39	70,441.12
0000329926	(DATE LAST EMPLOYED 2015-04-07 00:04:00) CONTRACT PROFESSIONAL	0.00	0.00	0.00	66,692.50	9,713.90	0.00	76,406.40
0000327782	PARALEGAL	42,510.00	43,777.50	1,267.50	42,935.10	98.10	1,689.50	44,722.70
0000330158	TRANSIT POLICE OFFICER SR	46,841.60	50,169.60	3,328.00	49,714.19	9,974.53	702.60	60,391.32
0000331539	TRANSIT POLICE OFFICER	37,024.00	39,665.60	2,641.60	38,317.81	12,109.50	0.00	50,427.31
0000320837	TRANSIT POLICE OFFICER SPECIAL	52,686.40	56,430.40	3,744.00	54,947.14	16,969.26	8,105.60	80,022.00

MARTOC REPORT

EE NUMBER	TITLE	FY 14	FY 15	DIFFERENCE	REGULAR	OVERTIME	OTHER	TOTAL
		BASE SALARY	BASE SALARY	+/-	EARNINGS	EARNINGS	EARNINGS	EARNINGS
0000320501	*INSPECTOR	40,206.40	43,784.00	3,577.60	37,631.70	3,540.89	225.00	41,397.59
0000326657	*BUS OPERATOR	34,548.80	39,894.40	5,345.60	40,124.60	10,193.32	0.00	50,317.92
0000327838	*JOURNEYMAN SUPPORT EQUIPMENT	43,804.80	46,467.20	2,662.40	44,529.42	1,309.44	450.00	46,288.86
0000307043	*SERVICEPERSON I (A)	32,281.60	34,257.60	1,976.00	32,533.38	1,707.85	0.00	34,241.23
0000322017	CONTRACT EMP ADMIN SUPPORT	0.00	0.00	0.00	33,952.14	3,101.13	0.00	37,053.27
0000332125	*BUS OPERATOR	33,404.80	33,404.80	0.00	28,003.74	5,701.25	0.00	33,704.99
0000305162	*JOURNEYMAN OVERHAULER (DATE LAST EMPLOYED 2015-01-01 00:01:00)	43,804.80	45,115.20	1,310.40	31,876.58	4,446.33	225.00	36,547.91
0000329418	*JOURNEYMAN RAIL CAR MECHANIC	41,392.00	46,467.20	5,075.20	45,133.12	14,105.93	225.00	59,464.05
0000306484	*BUS OPERATOR	40,643.20	43,118.40	2,475.20	41,515.12	1,936.89	0.00	43,452.01
0000331460	TRANSIT POLICE OFFICER	40,040.00	42,889.60	2,849.60	42,145.80	16,142.85	3,363.36	61,652.01
0000319434	*STATION AGENT	37,169.60	39,436.80	2,267.20	40,470.59	5,939.71	0.00	46,410.30
0000322124	DIVISION DISPATCHER	48,048.00	49,483.20	1,435.20	48,782.58	3,072.30	4,851.00	56,705.88
0000302218	FOREMAN TRAIN CONTROL (DATE LAST EMPLOYED 2015-01-01 00:01:00)	56,638.40	56,638.40	0.00	32,970.08	3,744.13	18,861.41	55,575.62
0000303705	DIR RISK MANAGEMENT	98,800.26	101,764.26	2,964.00	99,788.39	0.00	1,900.01	101,688.40
0000329508	CONTRACT SPECIALIST III	62,750.22	70,038.02	7,287.80	61,915.80	0.00	724.05	62,639.85
0000305207	CUSTOMER CARE REP	42,568.50	43,836.00	1,267.50	43,158.04	523.93	0.00	43,681.97
0000331923	*BUS OPERATOR	28,454.40	33,404.80	4,950.40	31,009.15	5,262.79	0.00	36,271.94
0000320608	FOREMAN CUSTODIAL SERVICES	32,635.20	45,656.00	13,020.80	33,970.58	1,064.82	1,003.45	36,038.85
0000304927	*BUS OPERATOR	40,643.20	43,118.40	2,475.20	42,390.89	6,356.62	0.00	48,747.51
0000318890	DIR MARKETING AND SALES	97,828.90	100,763.78	2,934.88	98,807.51	0.00	1,881.33	100,688.84
0000302079	*BUS OPERATOR	40,643.20	43,118.40	2,475.20	41,379.33	909.45	0.00	42,288.78
0000326209	*INSPECTOR	41,392.00	45,739.20	4,347.20	42,837.30	3,174.05	225.00	46,236.35
0000332664	*BUS OPERATOR	30,180.80	30,180.80	0.00	25,201.30	5,605.47	0.00	30,806.77
0000332670	*MOBILITY OPERATOR	27,664.00	27,664.00	0.00	24,262.32	12,859.46	112.30	37,234.08
0000323515	*BUS OPERATOR	40,643.20	43,118.40	2,475.20	42,273.02	5,412.10	0.00	47,685.12
0000304018	SUPV RAIL LINE	52,099.22	53,664.00	1,564.78	54,386.28	17,376.98	7,013.37	78,776.63
0000323244	*BUS OPERATOR	40,643.20	43,118.40	2,475.20	40,160.16	2,064.99	0.00	42,225.15
0000321143	*TRACK MAINTAINER	43,118.40	45,739.20	2,620.80	46,128.54	2,830.44	0.00	48,958.98
0000309117	*SERVICEPERSON I (A)	24,024.00	32,718.40	8,694.40	30,004.44	5,274.89	0.00	35,279.33
0000305621	*JOURNEYMAN ET-COMPUTER MAINT	43,804.80	46,467.20	2,662.40	49,847.68	13,699.14	225.00	63,771.82
0000325657	TRANSIT POLICE OFFICER SR	48,713.60	50,169.60	1,456.00	52,545.93	21,738.70	0.00	74,284.63
0000311855	MGR IT SECURITY (DATE LAST EMPLOYED 2014-07-31 00:07:00)	97,500.00	97,500.00	0.00	12,375.00	0.00	33,500.50	45,875.50
0000329827	*BUS OPERATOR	31,491.20	36,649.60	5,158.40	35,816.86	15,123.71	0.00	50,940.57
0000304275	*BUS OPERATOR	40,643.20	43,118.40	2,475.20	42,924.04	10,938.98	0.00	53,863.02

MARTOC REPORT

EE NUMBER	TITLE	FY 14	FY 15	DIFFERENCE	REGULAR	OVERTIME	OTHER	TOTAL
		BASE SALARY	BASE SALARY	+/-	EARNINGS	EARNINGS	EARNINGS	EARNINGS
0000330594	CHF ADMINISTRATIVE OFFICER	199,000.10	204,970.22	5,970.12	215,990.28	0.00	0.00	215,990.28
0000333109	*BUS OPERATOR (DATE LAST EMPLOYED 2015-07-22 00:07:00)	30,180.80	30,180.80	0.00	19,774.33	1,871.87	0.00	21,646.20
0000314920	*BUS OPERATOR	40,643.20	43,118.40	2,475.20	44,038.21	19,323.15	0.00	63,361.36
0000330616	*MOBILITY OPERATOR	23,358.40	29,078.40	5,720.00	25,904.18	4,420.11	89.84	30,414.13
0000305227	*JOURNEYMAN ELEC POWER ELECT	43,804.80	46,467.20	2,662.40	46,454.39	18,259.29	225.00	64,938.68
0000303110	SUPV CUSTOMER INFO CENTR	53,244.88	54,842.32	1,597.44	53,572.84	0.00	3,549.69	57,122.53
0000320480	TRANSIT POLICE SERGEANT	60,964.80	65,291.20	4,326.40	35,981.40	8,340.55	0.00	44,321.95
0000304105	*JOURNEYMAN RAIL CAR MECHANIC	43,804.80	46,467.20	2,662.40	47,985.96	17,309.90	225.00	65,520.86
0000302951	TRANSIT POLICE OFFICER SR	54,787.20	56,430.40	1,643.20	54,663.40	4,474.56	6,058.20	65,196.16
0000315525	*JOURNEYMAN ET-TELEPHONE MAINT	43,804.80	46,467.20	2,662.40	45,565.39	20,843.11	225.00	66,633.50
0000303809	CONTRACT PROFESSIONAL	0.00	0.00	0.00	53,254.50	21,260.90	0.00	74,515.40
0000302807	FOREMAN TRAIN CONTROL	56,035.20	57,720.00	1,684.80	58,912.45	11,436.09	4,310.40	74,658.94
0000303714	SUPV REPROGRAPHICS	55,016.00	56,659.20	1,643.20	52,713.62	1,983.75	5,058.57	59,755.94
0000321301	*SERVICEPERSON IV	34,008.00	36,088.00	2,080.00	38,221.40	32,855.34	0.00	71,076.74
0000303414	*SERVICEPERSON I	31,824.00	33,758.40	1,934.40	34,499.76	6,345.34	0.00	40,845.10
0000321972	*RAIL STATION CLEANER	28,412.80	30,139.20	1,726.40	30,367.97	1,876.08	0.00	32,244.05
0000315026	*BUS OPERATOR	40,643.20	43,118.40	2,475.20	40,547.59	1,786.72	0.00	42,334.31
0000331664	*MOBILITY OPERATOR	23,358.40	29,078.40	5,720.00	26,087.87	948.08	0.00	27,035.95
0000304300	*SERVICEPERSON I	31,824.00	33,758.40	1,934.40	33,085.82	591.44	0.00	33,677.26
0000315912	SUPV BUS TRANSPORTATION	48,048.00	49,483.20	1,435.20	47,943.04	14,114.10	3,880.80	65,937.94
0000327313	*JOURNEYMAN RAIL CAR MECHANIC	43,804.80	46,467.20	2,662.40	47,075.25	11,981.99	225.00	59,282.24
0000318947	*SERVICEPERSON I	31,824.00	33,758.40	1,934.40	34,095.52	6,516.08	0.00	40,611.60
0000330296	*JOURNEYMAN ET-TRAIN CONTROL	41,392.00	44,969.60	3,577.60	43,495.26	4,526.64	225.00	48,246.90
0000302654	*BUS OPERATOR	40,643.20	43,118.40	2,475.20	45,142.06	18,518.88	0.00	63,660.94
0000318194	*SERVICEPERSON IV	34,008.00	35,027.20	1,019.20	32,839.45	74.32	0.00	32,913.77
0000316969	TRANSIT POLICE OFFICER SPECIAL	56,971.20	58,676.80	1,705.60	59,937.61	24,353.25	4,382.40	88,673.26
0000332724	*JOURNEYMAN ET-TRAIN CONTROL	39,603.20	42,016.00	2,412.80	39,621.44	5,376.36	0.00	44,997.80
0000314192	*BUS OPERATOR	40,643.20	43,118.40	2,475.20	42,159.33	1,865.72	156.91	44,181.96
0000317916	TRANSIT POLICE OFFICER SR	54,787.20	56,430.40	1,643.20	56,296.48	13,887.80	1,843.80	72,028.08
0000306004	SUPV RAIL LINE	52,104.00	53,664.00	1,560.00	52,437.20	7,458.71	3,507.00	63,402.91
0000317246	*STATION AGENT	37,169.60	39,436.80	2,267.20	39,449.34	24,608.14	0.00	64,057.48
0000306618	*RAIL OPERATOR	28,454.40	33,404.80	4,950.40	33,567.36	18,666.48	0.00	52,233.84
0000303665	*JOURNEYMAN SUPPORT EQUIPMENT	43,804.80	46,467.20	2,662.40	45,026.24	2,398.47	225.00	47,649.71
0000320860	DISPATCHER MOBILITY	38,126.40	40,601.60	2,475.20	32,370.47	161.08	303.20	32,834.75
0000323531	*BUS OPERATOR	40,643.20	43,118.40	2,475.20	45,637.01	13,641.95	0.00	59,278.96

MARTOC REPORT

EE NUMBER	TITLE	FY 14	FY 15	DIFFERENCE	REGULAR	OVERTIME	OTHER	TOTAL
		BASE SALARY	BASE SALARY	+/-	EARNINGS	EARNINGS	EARNINGS	EARNINGS
0000332891	*BUS OPERATOR	30,180.80	30,180.80	0.00	23,641.00	1,098.16	0.00	24,739.16
0000332989	*BUS OPERATOR	30,180.80	30,180.80	0.00	21,401.06	1,577.23	0.00	22,978.29
0000326786	*MOBILITY OPERATOR	26,083.20	32,260.80	6,177.60	28,295.07	4,349.99	0.00	32,645.06
0000303740	*BUS OPERATOR	33,404.80	33,404.80	0.00	26,702.09	3,968.43	0.00	30,670.52
0000322817	*BUS OPERATOR	40,643.20	43,118.40	2,475.20	42,732.15	13,206.33	0.00	55,938.48
0000322304	TRANSIT POLICE OFFICER SR	52,686.40	56,430.40	3,744.00	43,768.00	9,124.93	10,746.72	63,639.65
0000304344	SUPV RAIL LINE	53,248.00	54,849.60	1,601.60	54,356.48	9,331.20	3,379.20	67,066.88
0000332703	*BUS OPERATOR	30,180.80	30,180.80	0.00	18,007.37	2,747.77	0.00	20,755.14
0000305672	*AA INSPECTOR	43,804.80	46,467.20	2,662.40	45,650.32	15,911.16	225.00	61,786.48
0000319670	*STATION AGENT	37,169.60	39,436.80	2,267.20	40,582.76	42,713.68	0.00	83,296.44
0000330613	*JOURNEYMAN ET-RADIO MAINT	41,080.00	44,969.60	3,889.60	44,312.05	10,363.01	225.00	54,900.06
0000321903	*BUS OPERATOR	40,643.20	43,118.40	2,475.20	44,162.90	11,015.56	0.00	55,178.46
0000305526	INSTRUCTOR BUS TECHNICAL	50,960.00	52,499.20	1,539.20	51,045.02	4,557.00	5,128.59	60,730.61
0000327474	*RAIL OPERATOR	34,548.80	39,894.40	5,345.60	36,493.23	5,355.71	0.00	41,848.94
0000304687	SUPV BUS MAINTENANCE	59,425.60	61,214.40	1,788.80	60,019.86	2,857.00	6,818.52	69,695.38
0000321207	SUPV RAIL LINE	52,104.00	53,664.00	1,560.00	50,815.18	5,523.59	2,004.00	58,342.77
0000326484	RAIL SERVICES CONTROLLER	64,022.40	68,515.20	4,492.80	65,644.33	3,709.57	0.00	69,353.90
0000304888	TRANSIT POLICE LIEUTENANT (DATE LAST EMPLOYED 2014-10-01 00:10:00)	80,308.80	80,308.80	0.00	23,976.82	1,930.52	8,661.39	34,568.73
0000304711	TRANSIT POLICE OFFICER SR	54,787.20	56,430.40	1,643.20	56,283.31	34,255.20	5,794.80	96,333.31
0000330614	REDUCED FARE REPRESENTATIVE	23,224.50	23,926.50	702.00	21,785.78	567.24	89.33	22,442.35
0000332069	*BUS OPERATOR	28,454.40	33,404.80	4,950.40	29,534.42	2,334.55	0.00	31,868.97
0000304893	*JOURNEYMAN ELEC POWER ELECT	43,804.80	46,467.20	2,662.40	45,879.61	10,076.34	225.00	56,180.95
0000316070	*SERVICEPERSON I	28,412.80	30,576.00	2,163.20	31,736.14	6,261.71	0.00	37,997.85
0000322980	*INSPECTOR	43,118.40	45,739.20	2,620.80	45,137.89	2,383.84	225.00	47,746.73
0000304040	*BUS OPERATOR	40,643.20	43,118.40	2,475.20	41,430.98	13,059.31	0.00	54,490.29
0000319963	BUYER PLANNER III	65,010.14	66,960.40	1,950.26	65,660.94	0.00	0.00	65,660.94
0000305676	*INSPECTOR	43,118.40	45,739.20	2,620.80	44,521.29	6,699.31	225.00	51,445.60
0000331045	*SERVICEPERSON I	30,472.00	33,758.40	3,286.40	32,773.11	1,061.61	0.00	33,834.72
0000305498	*BUS OPERATOR	40,643.20	43,118.40	2,475.20	39,884.89	1,152.32	0.00	41,037.21
0000326623	*MOBILITY OPERATOR	26,083.20	29,078.40	2,995.20	22,462.97	487.93	0.00	22,950.90
0000306139	*BUS OPERATOR	40,643.20	43,118.40	2,475.20	44,277.36	20,806.18	0.00	65,083.54
0000332250	*BUS OPERATOR	33,404.80	33,404.80	0.00	26,799.17	3,533.38	0.00	30,332.55
0000303215	*BUS OPERATOR	40,643.20	43,118.40	2,475.20	35,550.93	3,710.66	0.00	39,261.59
0000330239	*SERVICEPERSON I	31,824.00	33,758.40	1,934.40	29,748.62	366.81	0.00	30,115.43

MARTOC REPORT

EE NUMBER	TITLE	FY 14	FY 15	DIFFERENCE	REGULAR	OVERTIME	OTHER	TOTAL
		BASE SALARY	BASE SALARY	+/-	EARNINGS	EARNINGS	EARNINGS	EARNINGS
0000305117	*BUS OPERATOR (DATE LAST EMPLOYED 2015-05-01 00:05:00)	40,643.20	41,870.40	1,227.20	42,100.04	2,269.65	0.00	44,369.69
0000305062	*INSPECTOR	43,118.40	45,739.20	2,620.80	44,793.84	1,562.01	225.00	46,580.85
0000305706	SYSTEM SAFETY COORDINATOR	74,118.72	76,342.24	2,223.52	73,720.33	0.00	7,982.05	81,702.38
0000318960	MOBILITY CUSTOMER CARE REP	36,523.50	37,615.50	1,092.00	37,394.48	9,390.85	2,603.47	49,388.80
0000329574	*BUS OPERATOR	31,491.20	36,649.60	5,158.40	34,802.72	2,820.51	0.00	37,623.23
0000302479	CONTRACT PROFESSIONAL	0.00	0.00	0.00	62,772.50	6,650.00	0.00	69,422.50
0000328288	*BUS OPERATOR (DATE LAST EMPLOYED 2015-03-02 00:03:00)	34,548.80	35,588.80	1,040.00	23,732.49	1,061.28	0.00	24,793.77
0000304954	*SERVICEPERSON IV	34,008.00	36,088.00	2,080.00	38,044.01	42,728.79	0.00	80,772.80
0000326540	*SERVICEPERSON VII GROUNDSKEEPR	32,281.60	34,257.60	1,976.00	33,974.27	1,650.75	0.00	35,625.02
0000302372	SR INSTRUCTOR RAIL MAINT	65,898.56	67,875.60	1,977.04	65,797.24	0.00	6,336.40	72,133.64
0000323584	*MOBILITY OPERATOR	28,766.40	32,260.80	3,494.40	32,226.62	13,341.53	0.00	45,568.15
0000303401	*BUS OPERATOR	40,643.20	43,118.40	2,475.20	35,748.02	4,030.83	0.00	39,778.85
0000305723	*JOURNEYMAN ET-RADIO MAINT	43,804.80	46,467.20	2,662.40	48,659.30	14,565.84	225.00	63,450.14
0000302531	*RAIL STATION CLEANER	28,412.80	30,139.20	1,726.40	32,779.44	4,067.72	0.00	36,847.16
0000330969	*BUS OPERATOR	28,454.40	33,404.80	4,950.40	33,819.02	13,340.78	0.00	47,159.80
0000316921	*MATERIAL CONTROLLER	42,369.60	44,948.80	2,579.20	44,403.08	7,141.97	0.00	51,545.05
0000304071	*REVENUE AGENT	41,308.80	43,825.60	2,516.80	44,322.81	4,345.71	0.00	48,668.52
0000332355	*SERVICEPERSON I (A) (DATE LAST EMPLOYED 2015-05-22 00:05:00)	29,182.40	31,761.60	2,579.20	29,865.51	1,388.97	0.00	31,254.48
0000324950	*BUS OPERATOR	34,548.80	39,894.40	5,345.60	40,833.85	11,400.36	0.00	52,234.21
0000303293	COMPENSATION ANALYST III (DATE LAST EMPLOYED 2015-01-01 00:01:00)	66,641.12	66,641.12	0.00	31,167.64	0.00	5,985.76	37,153.40
0000320835	CLAIMS ADJUSTER III-WKRS COMP	58,240.26	59,987.46	1,747.20	58,822.82	0.00	3,360.04	62,182.86
0000331937	*BUS OPERATOR	28,454.40	33,404.80	4,950.40	26,724.12	2,016.72	0.00	28,740.84
0000333329	*INSPECTOR	42,660.80	42,660.80	0.00	25,531.26	495.37	0.00	26,026.63
0000331380	*INSPECTOR	40,206.40	43,118.40	2,912.00	42,878.50	9,238.09	225.00	52,341.59
0000320858	*ADMIN CLERK	31,699.20	33,633.60	1,934.40	31,053.50	536.34	0.00	31,589.84
0000327727	*MOBILITY OPERATOR	24,564.80	30,513.60	5,948.80	27,137.74	2,277.24	0.00	29,414.98
0000306496	FARE COLLECTION ASST	31,629.00	32,584.50	955.50	20,740.52	936.71	0.00	21,677.23
0000306272	BUSINESS ANALYST III	74,486.88	76,721.58	2,234.70	71,794.12	0.00	7,448.70	79,242.82
0000302370	DIR FINANCIAL MGMT & BUDGET	108,406.22	121,958.46	13,552.24	109,875.05	0.00	0.00	109,875.05
0000303352	ADMINISTRATIVE ASSISTANT	36,757.50	37,869.00	1,111.50	37,125.17	0.00	2,733.26	39,858.43
0000326635	*BUS OPERATOR	34,548.80	39,894.40	5,345.60	39,509.08	12,284.12	0.00	51,793.20
0000311173	SUPV CAR REPAIR INSPECTION	52,104.00	53,664.00	1,560.00	52,769.08	6,431.60	10,020.00	69,220.68
0000324780	*RAIL OPERATOR	40,643.20	43,118.40	2,475.20	43,858.73	16,085.40	0.00	59,944.13
0000323945	PROJECT MANAGER II	88,500.10	91,155.22	2,655.12	89,385.88	0.00	3,403.86	92,789.74

MARTOC REPORT

EE NUMBER	TITLE	FY 14	FY 15	DIFFERENCE	REGULAR	OVERTIME	OTHER	TOTAL
		BASE SALARY	BASE SALARY	+/-	EARNINGS	EARNINGS	EARNINGS	EARNINGS
0000303749	DEPARTMENT ADMINISTRATOR	55,594.50	57,262.40	1,667.90	56,150.52	0.00	4,009.94	60,160.46
0000316112	*MOBILITY OPERATOR	30,409.60	32,260.80	1,851.20	33,166.17	3,731.06	116.96	37,014.19
0000320322	*RAIL STATION CLEANER	28,412.80	30,139.20	1,726.40	30,615.76	6,331.04	0.00	36,946.80
0000329423	*JOURNEYMAN RAIL CAR MECHANIC	41,392.00	46,467.20	5,075.20	43,734.24	402.67	225.00	44,361.91
0000304104	*RAIL STATION CLEANER	28,412.80	30,139.20	1,726.40	30,041.32	496.68	0.00	30,538.00
0000312401	*BUS OPERATOR	40,643.20	43,118.40	2,475.20	42,197.17	3,297.43	0.00	45,494.60
0000305901	*BUS OPERATOR	40,643.20	43,118.40	2,475.20	40,673.41	222.88	0.00	40,896.29
0000327681	*JOURNEYMAN ELEC POWER ELECT	43,804.80	46,467.20	2,662.40	45,652.89	15,771.90	393.48	61,818.27
0000322157	*TRACK MAINTAINER	43,118.40	45,739.20	2,620.80	46,238.29	7,433.66	0.00	53,671.95
0000319676	FOREMAN TRAIN CONTROL (DATE LAST EMPLOYED 2015-01-13 00:01:00)	52,520.00	52,520.00	0.00	32,617.95	9,595.00	6,234.73	48,447.68
0000321219	TRANSIT POLICE OFFICER SR	54,787.20	56,430.40	1,643.20	56,480.87	16,396.74	0.00	72,877.61
0000319717	SR ENTERPRISE TELECOM ENGINEER	73,206.90	75,403.12	2,196.22	73,939.04	0.00	4,786.61	78,725.65
0000319734	*JOURNEYMAN ET-RAIL CAR MAINT	43,804.80	46,467.20	2,662.40	47,595.91	28,288.62	225.00	76,109.53
0000315129	PROJECT MANAGER II	93,000.18	95,790.24	2,790.06	93,572.85	0.00	357.70	93,930.55
0000315057	*BUS OPERATOR	40,643.20	43,118.40	2,475.20	43,350.39	12,996.52	0.00	56,346.91
0000304823	PROJECT MGR TRANS INITIATIVES	97,000.02	97,000.02	0.00	97,970.18	0.00	4,924.62	102,894.80
0000327034	*JOURNEYMAN ET-RAIL CAR MAINT	43,804.80	46,467.20	2,662.40	46,373.62	7,465.91	225.00	54,064.53
0000303094	ADMINISTRATIVE ASSISTANT	34,534.50	35,568.00	1,033.50	35,685.69	3,759.03	0.00	39,444.72
0000304328	*BUS OPERATOR	40,643.20	43,118.40	2,475.20	43,411.63	17,340.24	0.00	60,751.87
0000305423	FARE COLLECTION COORDINATOR OP	48,418.50	49,861.50	1,443.00	49,461.49	1,257.05	0.00	50,718.54
0000331588	*BUS OPERATOR	28,454.40	33,404.80	4,950.40	31,595.57	7,604.98	0.00	39,200.55
0000330971	*MOBILITY OPERATOR	23,358.40	29,078.40	5,720.00	26,044.58	5,448.98	0.00	31,493.56
0000327993	TRANSIT POLICE OFFICER	40,040.00	42,889.60	2,849.60	42,919.81	23,799.43	2,040.50	68,759.74
0000331812	CJIT-CALL TAKER	33,696.00	37,419.20	3,723.20	36,863.64	4,776.33	129.60	41,769.57
0000321817	SR INFORMATION SYSTEMS ANALYST	84,514.30	87,049.82	2,535.52	85,359.75	0.00	8,668.16	94,027.91
0000320332	CONTRACT PROFESSIONAL	0.00	0.00	0.00	154,275.00	0.00	0.00	154,275.00
0000306529	LABOR RELATIONS ADMINISTRATOR	48,730.50	50,193.00	1,462.50	47,355.21	0.00	1,686.84	49,042.05
0000320973	*INSPECTOR	43,118.40	45,739.20	2,620.80	46,372.00	11,546.36	225.00	58,143.36
0000327837	*JOURNEYMAN SUPPORT EQUIPMENT	43,804.80	46,467.20	2,662.40	45,162.59	1,698.97	450.00	47,311.56
0000319019	SUPT RAIL LINE	65,887.38	67,863.90	1,976.52	66,546.31	0.00	6,267.76	72,814.07
0000332422	TRANSIT POLICE OFFICER	35,609.60	42,889.60	7,280.00	41,839.06	16,072.99	0.00	57,912.05
0000321526	ADMINISTRATIVE ASSISTANT	34,534.50	35,568.00	1,033.50	34,880.00	0.00	0.00	34,880.00
0000304418	*JOURNEYMAN RAIL CAR MECHANIC	43,804.80	46,467.20	2,662.40	56,287.82	10,414.89	225.00	66,927.71
0000315107	DEPARTMENT ADMINISTRATOR	59,534.02	59,534.02	0.00	56,185.37	0.00	0.00	56,185.37
0000305950	MGR CASH	79,388.92	81,770.52	2,381.60	80,183.18	0.00	15,511.43	95,694.61

MARTOC REPORT

EE NUMBER	TITLE	FY 14	FY 15	DIFFERENCE	REGULAR	OVERTIME	OTHER	TOTAL
		BASE SALARY	BASE SALARY	+/-	EARNINGS	EARNINGS	EARNINGS	EARNINGS
0000303485	SUPV BUS MAINTENANCE	54,995.20	56,638.40	1,643.20	53,469.61	7,271.00	4,230.40	64,971.01
0000302281	*TRACK MAINTAINER	41,267.20	43,908.80	2,641.60	43,788.64	5,430.57	0.00	49,219.21
0000306364	FOREMAN TRAIN CONTROL	52,104.00	53,664.00	1,560.00	53,893.89	17,171.79	3,356.70	74,422.38
0000331125	*RAIL OPERATOR	28,454.40	33,404.80	4,950.40	32,224.90	8,377.45	0.00	40,602.35
0000331595	*BUS OPERATOR	28,454.40	33,404.80	4,950.40	29,942.84	1,752.24	0.00	31,695.08
0000302769	*JOURNEYMAN ET-RADIO MAINT (DATE LAST EMPLOYED 2015-01-01 00:01:00)	43,804.80	45,115.20	1,310.40	29,190.09	23.70	225.00	29,438.79
0000328222	PROJECT MANAGER II (DATE LAST EMPLOYED 2014-09-12 00:09:00)	88,500.10	88,500.10	0.00	21,270.31	0.00	6,812.26	28,082.57
0000303456	*JOURNEYMAN ET-HVAC	43,804.80	46,467.20	2,662.40	44,986.17	2,463.25	225.00	47,674.42
0000331413	*BUS OPERATOR	28,454.40	33,404.80	4,950.40	30,914.36	6,063.02	0.00	36,977.38
0000306276	*TRACK WALKER	43,118.40	45,739.20	2,620.80	48,788.66	9,807.62	0.00	58,596.28
0000305811	*RAIL OPERATOR (DATE LAST EMPLOYED 2015-03-01 00:03:00)	40,643.20	41,870.40	1,227.20	32,221.82	5,469.30	0.00	37,691.12
0000332360	*PT BUS OPERATOR	0.00	0.00	0.00	21,630.94	58.08	0.00	21,689.02
0000303762	*BUS OPERATOR	40,643.20	43,118.40	2,475.20	30,260.47	112.56	0.00	30,373.03
0000304062	*JOURNEYMAN ET-TRAIN CONTROL	43,804.80	46,467.20	2,662.40	45,414.43	812.11	225.00	46,451.54
0000331527	LD BREEZE MEDIA DIST AGENT	45,655.48	47,025.16	1,369.68	46,112.30	0.00	0.00	46,112.30
0000330504	*INSPECTOR	40,206.40	43,784.00	3,577.60	43,158.21	3,448.98	225.00	46,832.19
0000322569	*SERVICEPERSON IV	34,008.00	36,088.00	2,080.00	34,815.14	404.16	0.00	35,219.30
0000321709	TRANSIT POLICE OFFICER SR	52,686.40	56,430.40	3,744.00	57,216.41	34,873.60	3,424.20	95,514.21
0000306308	SUPT RAIL CAR MAINT	67,975.96	77,016.68	9,040.72	72,055.75	0.00	5,019.78	77,075.53
0000315357	GOVERNMENT AFFAIRS OFFICER	67,999.88	70,039.84	2,039.96	68,156.96	0.00	1,394.88	69,551.84
0000317612	CRIMINAL JUSTICE INFO TECH REC	31,761.60	32,718.40	956.80	32,453.37	3,578.97	2,382.12	38,414.46
0000304396	*SERVICEPERSON II	31,824.00	33,758.40	1,934.40	33,489.82	11.65	0.00	33,501.47
0000304272	*INSPECTOR	43,118.40	45,739.20	2,620.80	34,672.19	5,167.89	225.00	40,065.08
0000332114	*BUS OPERATOR	33,404.80	33,404.80	0.00	29,424.87	5,266.95	0.00	34,691.82
0000324854	TRANSIT POLICE OFFICER SR	48,713.60	52,187.20	3,473.60	53,058.36	14,293.13	1,948.80	69,300.29
0000331307	CONTRACT PROFESSIONAL	0.00	0.00	0.00	78,498.00	441.00	0.00	78,939.00
0000315528	FARE COLLECTION COORDINATOR OP	48,184.50	49,627.50	1,443.00	48,950.59	1,352.91	1,482.60	51,786.10
0000317918	TRANSIT POLICE OFFICER SR	54,787.20	56,430.40	1,643.20	51,739.66	11,092.47	4,951.92	67,784.05
0000332967	TRANSIT POLICE OFFICER	39,665.60	39,665.60	0.00	31,697.93	8,238.21	0.00	39,936.14
0000329822	*BUS OPERATOR	31,491.20	36,649.60	5,158.40	30,346.91	2,932.75	0.00	33,279.66
0000304944	*STATION AGENT	37,169.60	39,436.80	2,267.20	42,769.79	12,492.96	0.00	55,262.75
0000329335	*INSPECTOR	40,643.20	43,908.80	3,265.60	40,020.47	810.48	225.00	41,055.95
0000303511	FINANCE ADMINISTRATIVE ANALYST	73,150.22	75,344.62	2,194.40	71,631.18	0.00	2,250.80	73,881.98
0000330931	*BUS OPERATOR	31,491.20	33,404.80	1,913.60	32,070.46	8,770.54	0.00	40,841.00

MARTOC REPORT

EE NUMBER	TITLE	FY 14	FY 15	DIFFERENCE	REGULAR	OVERTIME	OTHER	TOTAL
		BASE SALARY	BASE SALARY	+/-	EARNINGS	EARNINGS	EARNINGS	EARNINGS
0000317000	*JOURNEYMAN ET-HVAC	43,804.80	46,467.20	2,662.40	38,573.23	9,306.20	225.00	48,104.43
0000320505	AGM PLANNING	140,000.12	140,000.12	0.00	70,318.68	0.00	27,339.52	97,658.20
0000330745	SUPT CONTROL CENTER	81,200.08	83,636.02	2,435.94	80,763.11	0.00	6,033.81	86,796.92
0000332063	*MOBILITY OPERATOR	23,358.40	29,078.40	5,720.00	25,278.94	3,854.62	0.00	29,133.56
0000302064	TRANSIT POLICE OFFICER SR	54,787.20	56,430.40	1,643.20	55,275.83	12,001.23	1,475.04	68,752.10
0000331199	CONTRACT EMP PT POLICE OFFICER	0.00	0.00	0.00	46,912.50	1,162.50	0.00	48,075.00
0000331592	*BUS OPERATOR	28,454.40	33,404.80	4,950.40	27,933.28	2,952.23	0.00	30,885.51
0000305189	MGR CONTRACTS (DATE LAST EMPLOYED 2014-09-01 00:09:00)	90,241.06	90,241.06	0.00	18,742.44	0.00	3,297.27	22,039.71
0000329892	GIS ANALYST II	65,799.24	67,773.16	1,973.92	66,457.52	0.00	1,012.30	67,469.82
0000332044	*MOBILITY OPERATOR	23,358.40	29,078.40	5,720.00	24,245.24	7,202.77	0.00	31,448.01
0000324791	TRANSIT POLICE OFFICER SR	46,841.60	50,169.60	3,328.00	49,250.44	23,612.44	1,452.04	74,314.92
0000333040	DIR TECH APPLICATIONS	113,000.16	113,000.16	0.00	86,488.65	0.00	434.62	86,923.27
0000331288	*MOBILITY OPERATOR	23,358.40	29,078.40	5,720.00	26,486.46	8,704.18	0.00	35,190.64
0000305067	CONTRACT PROFESSIONAL	0.00	0.00	0.00	20,167.43	0.00	0.00	20,167.43
0000320851	*RAIL STATION CLEANER	28,828.80	30,139.20	1,310.40	31,135.98	7,454.29	225.12	38,815.39
0000303739	MAINTENANCE PLANNER-RAIL	52,686.40	54,267.20	1,580.80	53,213.26	0.00	2,431.68	55,644.94
0000321407	BUYER PLANNER I	47,563.10	48,989.98	1,426.88	48,039.03	0.00	0.00	48,039.03
0000332723	*JOURNEYMAN ET-TRAIN CONTROL	39,603.20	42,016.00	2,412.80	41,876.59	4,309.59	0.00	46,186.18
0000331291	*BUS OPERATOR	28,454.40	33,404.80	4,950.40	30,294.40	2,938.85	0.00	33,233.25
0000302120	*BUS OPERATOR	40,643.20	43,118.40	2,475.20	36,562.91	2,098.92	0.00	38,661.83
0000333585	*JOURNEYMAN BODY REPAIR	43,576.00	43,576.00	0.00	19,075.64	5,177.08	0.00	24,252.72
0000331912	*BUS OPERATOR	28,454.40	33,404.80	4,950.40	31,345.77	13,517.36	0.00	44,863.13
0000316581	*MOBILITY OPERATOR	30,409.60	32,260.80	1,851.20	29,870.52	2,253.83	0.00	32,124.35
0000321061	RAIL SERVICES CONTROLLER	52,104.00	63,356.80	11,252.80	53,232.51	5,731.52	4,659.30	63,623.33
0000327797	TRANSIT POLICE OFFICER SR	43,305.60	46,384.00	3,078.40	48,748.18	23,015.35	1,698.80	73,462.33
0000327401	LINE SUPERVISOR	61,505.60	51,126.40	-10,379.20	52,869.53	3,352.51	1,733.91	57,955.95
0000316118	*STRUCTURAL INSPECTOR	43,118.40	45,739.20	2,620.80	45,868.14	9,778.93	0.00	55,647.07
0000302082	*JOURNEYMAN RAIL CAR MECHANIC	43,804.80	46,467.20	2,662.40	49,055.14	22,652.91	225.00	71,933.05
0000317674	PROTECTIVE SPEC POLICE CADET	26,561.60	27,352.00	790.40	25,326.75	1,762.26	2,145.36	29,234.37
0000303250	*JOURNEYMAN ET-TELEPHONE MAINT	43,804.80	46,467.20	2,662.40	47,217.57	39,674.36	225.00	87,116.93
0000325159	ENVIRO HEALTH SAFETY COORD III	71,547.32	81,063.06	9,515.74	71,438.49	0.00	825.56	72,264.05
0000323500	CHF OPERATING OFFICER	220,000.04	226,600.14	6,600.10	204,605.61	0.00	24,594.88	229,200.49
0000322672	*AA INSPECTOR	43,118.40	46,467.20	3,348.80	46,920.35	11,542.45	225.00	58,687.80
0000302172	*JOURNEYMAN ET-RAIL CAR MAINT	43,804.80	46,467.20	2,662.40	44,950.76	637.26	225.00	45,813.02
0000323065	INFORMATION SYS ANALYST III	73,759.92	75,972.78	2,212.86	71,112.27	0.00	7,735.36	78,847.63

MARTOC REPORT

EE NUMBER	TITLE	FY 14	FY 15	DIFFERENCE	REGULAR	OVERTIME	OTHER	TOTAL
		BASE SALARY	BASE SALARY	+/-	EARNINGS	EARNINGS	EARNINGS	EARNINGS
0000326009	SR TECHNICAL SERVICES ENGINEER (DATE LAST EMPLOYED 2014-08-28 00:08:00)	90,000.04	90,000.04	0.00	19,430.85	0.00	4,226.32	23,657.17
0000306056	*BUS OPERATOR	40,643.20	43,118.40	2,475.20	42,813.42	10,683.29	0.00	53,496.71
0000326888	TRANSIT POLICE OFFICER SR	48,713.60	52,187.20	3,473.60	51,681.52	31,036.80	3,388.18	86,106.50
0000303679	ACCOUNTANT III	55,762.72	57,435.56	1,672.84	56,320.66	0.00	3,717.53	60,038.19
0000306524	BUS MECH ELEC ENGINEER	71,086.60	73,219.12	2,132.52	71,797.93	0.00	0.00	71,797.93
0000305041	FOREMAN CUSTODIAL SERVICES	44,324.80	45,656.00	1,331.20	44,981.15	1,129.43	1,704.80	47,815.38
0000305605	SUPV BUS TRANSPORTATION	48,048.00	49,483.20	1,435.20	49,621.11	6,701.33	1,409.10	57,731.54
0000327794	*BUS OPERATOR	34,548.80	39,894.40	5,345.60	27,892.94	1,811.44	0.00	29,704.38
0000331039	CONTRACT EMP ADMIN SUPPORT	0.00	0.00	0.00	32,384.25	3,080.29	0.00	35,464.54
0000302145	*JOURNEYMAN PAINTER	43,804.80	45,115.20	1,310.40	51,306.00	7,215.82	225.00	58,746.82
0000320079	*BUS OPERATOR (DATE LAST EMPLOYED 2014-11-15 00:11:00)	40,643.20	40,643.20	0.00	20,513.49	2,806.46	0.00	23,319.95
0000327036	*JOURNEYMAN ET-TRAIN CONTROL	42,390.40	46,467.20	4,076.80	46,304.59	24,561.63	225.00	71,091.22
0000322431	*JOURNEYMAN ET-TRAIN CONTROL	43,804.80	46,467.20	2,662.40	48,076.27	27,383.47	225.00	75,684.74
0000304141	*AA INSPECTOR	43,804.80	46,467.20	2,662.40	42,723.26	237.89	225.00	43,186.15
0000302389	SUPV BUS MAINTENANCE	55,702.40	57,366.40	1,664.00	52,188.86	1,981.72	8,069.62	62,240.20
0000319408	MARKETING COORDINATOR	51,477.40	53,021.80	1,544.40	51,992.60	0.00	198.00	52,190.60
0000303171	*JOURNEYMAN BODY REPAIR	43,804.80	46,467.20	2,662.40	49,827.45	21,777.51	225.00	71,829.96
0000303170	*INSPECTOR	43,118.40	45,739.20	2,620.80	47,242.59	14,042.14	225.00	61,509.73
0000320414	SUPV RAIL LINE	52,104.00	53,664.00	1,560.00	52,750.29	5,567.42	4,408.80	62,726.51
0000332873	TRANSIT POLICE OFFICER	41,246.40	41,246.40	0.00	35,291.45	6,699.95	0.00	41,991.40
0000329984	*BUS OPERATOR	31,491.20	36,649.60	5,158.40	30,537.97	2,692.29	0.00	33,230.26
0000306665	*BUS OPERATOR	40,643.20	43,118.40	2,475.20	34,437.67	437.37	0.00	34,875.04
0000331456	*BUS OPERATOR	28,454.40	33,404.80	4,950.40	31,298.02	13,545.27	0.00	44,843.29
0000302707	SR RECRUITER	61,499.88	63,344.84	1,844.96	62,115.13	0.00	2,128.85	64,243.98
0000306452	*JOURNEYMAN RAIL CAR MECHANIC	43,804.80	46,467.20	2,662.40	45,126.32	6,072.66	658.80	51,857.78
0000329153	*MOBILITY OPERATOR	24,564.80	30,513.60	5,948.80	21,374.56	292.31	0.00	21,666.87
0000322215	IT BUSINESS ANALYST II	65,000.00	66,950.00	1,950.00	64,650.07	0.00	2,500.00	67,150.07
0000329148	MECHANICAL ENGINEER IV (DATE LAST EMPLOYED 2014-10-24 00:10:00)	65,000.00	65,000.00	0.00	23,750.00	0.00	4,689.00	28,439.00
0000330586	ENGINEERING CAD SPECIALIST III	62,750.22	64,632.62	1,882.40	63,378.29	0.00	0.00	63,378.29
0000315667	*JOURNEYMAN ET-TRAIN CONTROL	43,804.80	46,467.20	2,662.40	48,163.77	20,082.09	225.00	68,470.86
0000324227	CHF QA AUDITS	79,967.94	82,366.96	2,399.02	77,384.46	0.00	3,383.27	80,767.73
0000323529	*BUS OPERATOR	40,643.20	43,118.40	2,475.20	40,114.19	3,352.87	0.00	43,467.06
0000333560	DIR SAFETY	107,300.18	107,300.18	0.00	47,872.45	0.00	0.00	47,872.45
0000327138	*MOBILITY OPERATOR	26,083.20	32,260.80	6,177.60	27,528.47	6,751.80	0.00	34,280.27

MARTOC REPORT

EE NUMBER	TITLE	FY 14	FY 15	DIFFERENCE	REGULAR	OVERTIME	OTHER	TOTAL
		BASE SALARY	BASE SALARY	+/-	EARNINGS	EARNINGS	EARNINGS	EARNINGS
0000331665	*MOBILITY OPERATOR	23,358.40	29,078.40	5,720.00	24,450.28	1,986.80	0.00	26,437.08
0000331880	MGR MATERIALS	71,849.70	74,005.10	2,155.40	72,568.31	0.00	2,487.11	75,055.42
0000311433	*INFORMATION SYSTEMS REC CLERK	31,699.20	33,633.60	1,934.40	31,420.76	4,086.41	0.00	35,507.17
0000322818	SUPPORT ANALYST II	50,000.08	51,500.02	1,499.94	50,500.35	0.00	1,282.07	51,782.42
0000330171	*INSPECTOR	40,643.20	43,784.00	3,140.80	42,513.90	2,735.38	225.00	45,474.28
0000332981	TRANSIT POLICE OFFICER SR	54,267.20	54,267.20	0.00	45,321.20	21,305.78	0.00	66,626.98
0000316386	*CUSTOMER INFORMATION OPERATOR	31,699.20	33,633.60	1,934.40	33,583.32	3,250.15	0.00	36,833.47
0000304885	*JOURNEYMAN ET-TRAIN CONTROL	43,804.80	46,467.20	2,662.40	46,130.40	4,433.03	225.00	50,788.43
0000328122	PROJECT MANAGER II	88,500.10	91,155.22	2,655.12	85,982.16	0.00	3,403.87	89,386.03
0000302343	*BUS OPERATOR	40,643.20	43,118.40	2,475.20	41,685.09	3,905.32	0.00	45,590.41
0000316714	*RAIL OPERATOR	40,643.20	43,118.40	2,475.20	43,000.14	6,891.35	0.00	49,891.49
0000322923	*BUS OPERATOR	40,643.20	43,118.40	2,475.20	26,831.85	2,327.28	0.00	29,159.13
0000305684	*JOURNEYMAN ET-RADIO MAINT	43,804.80	46,467.20	2,662.40	48,874.07	12,187.34	225.00	61,286.41
0000306228	SR COST ANALYST	79,737.32	82,129.32	2,392.00	78,081.40	0.00	14,107.42	92,188.82
0000332079	*RAIL OPERATOR	28,454.40	33,404.80	4,950.40	30,836.73	4,630.96	0.00	35,467.69
0000320230	BUYER PLANNER III	65,010.14	66,960.40	1,950.26	65,410.40	0.00	0.00	65,410.40
0000304900	ELECTRICAL ENGINEER VI	80,205.32	82,611.36	2,406.04	81,008.18	0.00	0.00	81,008.18
0000322132	*BUS OPERATOR	40,643.20	41,870.40	1,227.20	36,965.27	0.00	0.00	36,965.27
0000306265	(DATE LAST EMPLOYED 2015-04-08 00:04:00) TRANSIT POLICE OFFICER SR	54,787.20	54,787.20	0.00	48,671.07	26,629.79	29,515.82	104,816.68
0000331056	(DATE LAST EMPLOYED 2015-06-01 00:06:00) CIIT-CALL TAKER	29,827.20	37,419.20	7,592.00	35,739.38	3,731.31	0.00	39,470.69
0000321710	ADMINISTRATIVE ASSISTANT	34,534.50	35,568.00	1,033.50	34,747.31	2,444.13	929.79	38,121.23
0000316695	TRAIN CONTROL ENGINEER VI	67,312.96	79,895.92	12,582.96	69,769.14	0.00	8,981.62	78,750.76
0000316216	GEN SUPT RAIL LINE	87,822.54	90,457.12	2,634.58	88,700.87	0.00	9,374.95	98,075.82
0000324001	DEPARTMENT ADMINISTRATOR	61,034.74	62,865.66	1,830.92	61,645.35	0.00	2,249.84	63,895.19
0000329223	*BUS OPERATOR	31,491.20	36,649.60	5,158.40	35,253.91	5,798.02	0.00	41,051.93
0000305872	CONTRACT PROFESSIONAL	0.00	0.00	0.00	55,609.58	497.56	0.00	56,107.14
0000319663	*BUS OPERATOR	40,643.20	43,118.40	2,475.20	42,297.92	3,065.52	0.00	45,363.44
0000306609	*MATERIAL CONTROLLER	42,369.60	44,948.80	2,579.20	43,529.74	0.00	0.00	43,529.74
0000303244	SUPV CAR REPAIR INSPECTION	61,235.20	61,235.20	0.00	61,847.55	147.20	8,832.00	70,826.75
0000304167	(DATE LAST EMPLOYED 2015-07-01 00:07:00) RAIL SERVICES CONTROLLER	64,022.40	68,515.20	4,492.80	65,779.55	8,538.24	4,678.56	78,996.35
0000332189	*BUS OPERATOR	33,404.80	33,404.80	0.00	28,322.24	3,433.84	0.00	31,756.08
0000319325	*SERVICEPERSON IV	32,281.60	35,027.20	2,745.60	26,274.34	7,746.23	0.00	34,020.57
0000333332	(DATE LAST EMPLOYED 2015-04-22 00:04:00) TRANSIT POLICE OFFICER	41,246.40	41,246.40	0.00	24,077.64	826.26	0.00	24,903.90
0000306327	TRANSIT POLICE OFFICER SR	54,787.20	56,430.40	1,643.20	55,697.26	6,617.99	2,107.20	64,422.45

MARTOC REPORT

EE NUMBER	TITLE	FY 14	FY 15	DIFFERENCE	REGULAR	OVERTIME	OTHER	TOTAL
		BASE SALARY	BASE SALARY	+/-	EARNINGS	EARNINGS	EARNINGS	EARNINGS
0000330610	*JOURNEYMAN ET-RADIO MAINT	41,080.00	44,969.60	3,889.60	43,445.72	6,463.77	225.00	50,134.49
0000304658	*MATERIAL CONTROLLER	42,369.60	44,948.80	2,579.20	43,444.19	61.11	0.00	43,505.30
0000323614	*BUS OPERATOR	40,643.20	43,118.40	2,475.20	39,849.68	1,578.58	0.00	41,428.26
0000320604	SUPV BUS MAINTENANCE	52,686.40	54,267.20	1,580.80	54,619.08	6,243.86	7,599.00	68,461.94
0000329559	TECHNICAL WRITER	64,800.06	66,744.08	1,944.02	65,199.19	0.00	1,495.40	66,694.59
0000330626	*MOBILITY OPERATOR	23,358.40	29,078.40	5,720.00	26,191.73	11,200.22	0.00	37,391.95
0000302892	*BUS OPERATOR	40,643.20	43,118.40	2,475.20	42,542.41	11,110.57	0.00	53,652.98
0000329582	*BUS OPERATOR	31,491.20	36,649.60	5,158.40	33,778.11	3,594.60	0.00	37,372.71
0000327992	OFFICE ADMINISTRATOR II	51,021.88	52,552.50	1,530.62	51,336.18	0.00	196.24	51,532.42
0000305119	SUPT MOBILITY OPERATIONS	68,464.50	70,518.50	2,054.00	69,149.16	0.00	12,288.50	81,437.66
0000305549	ASST SUPT MOBILITY DISPATCH	46,312.50	47,701.94	1,389.44	43,165.73	0.00	6,323.46	49,489.19
0000317323	*JOURNEYMAN SUPPORT EQUIPMENT	43,804.80	46,467.20	2,662.40	46,656.29	6,577.17	225.00	53,458.46
0000333544	OFFICE ADMINISTRATOR II	51,021.88	51,021.88	0.00	23,352.44	0.00	0.00	23,352.44
0000332581	*BUS OPERATOR	30,180.80	30,180.80	0.00	24,123.17	5,358.83	0.00	29,482.00
0000302615	*AA INSPECTOR	43,804.80	46,467.20	2,662.40	47,754.88	12,464.40	225.00	60,444.28
0000315739	*JOURNEYMAN AUTOMOTIVE TECH	43,804.80	46,467.20	2,662.40	38,245.58	769.39	225.00	39,239.97
0000330921	*BUS OPERATOR	31,491.20	33,404.80	1,913.60	33,547.79	7,808.27	0.00	41,356.06
0000305250	TRANSIT POLICE SERGEANT	58,614.40	62,795.20	4,180.80	62,596.08	19,752.98	5,451.66	87,800.72
0000322984	ENGINEERING CAD SPECIALIST III	62,750.22	64,632.62	1,882.40	54,434.81	0.00	5,430.33	59,865.14
0000316528	SUPV FIELD RESEARCH	0.00	0.00	0.00	26,396.54	5,986.96	0.00	32,383.50
0000331133	FIELD INSPECTOR	51,226.50	52,767.00	1,540.50	52,737.19	3,664.71	0.00	56,401.90
0000314922	TRANSIT POLICE OFFICER SR (DATE LAST EMPLOYED 2015-02-18 00:02:00)	54,787.20	54,787.20	0.00	38,918.67	11,280.16	2,107.20	52,306.03
0000304365	*BUS OPERATOR	40,643.20	43,118.40	2,475.20	37,405.46	6,176.20	0.00	43,581.66
0000331134	*RAIL OPERATOR	28,454.40	33,404.80	4,950.40	32,062.47	9,943.91	0.00	42,006.38
0000302585	RAIL SERVICES CONTROLLER	69,035.20	71,115.20	2,080.00	69,254.15	5,330.04	6,239.72	80,823.91
0000303114	FOREMAN CUSTODIAL SERVICES	46,779.20	48,172.80	1,393.60	47,246.99	314.86	3,658.23	51,220.08
0000302318	*MATERIAL CONTROLLER LEAD	43,659.20	46,321.60	2,662.40	45,826.98	1,797.14	0.00	47,624.12
0000315343	*JOURNEYMAN RAIL CAR MECHANIC	43,804.80	46,467.20	2,662.40	45,278.30	12,884.59	225.00	58,387.89
0000321807	FARE COLLECTION COORDINATOR OP	48,184.50	49,627.50	1,443.00	48,925.88	1,278.78	741.30	50,945.96
0000317740	CLEARINGHOUSE SPECIALIST	38,577.76	39,735.02	1,157.26	38,963.84	0.00	1,414.55	40,378.39
0000323249	*BUS OPERATOR	40,643.20	43,118.40	2,475.20	42,222.85	1,772.46	0.00	43,995.31
0000323162	*BUS OPERATOR	40,643.20	43,118.40	2,475.20	44,047.61	9,395.71	0.00	53,443.32
0000320555	TRANSIT POLICE OFFICER SR	50,668.80	54,267.20	3,598.40	52,403.96	27,328.50	5,833.88	85,566.34
0000327107	*BUS OPERATOR	34,548.80	39,894.40	5,345.60	37,501.81	1,867.53	0.00	39,369.34
0000333048	RESEARCH SURVEYOR	23,400.00	23,400.00	0.00	15,816.00	5,170.50	0.00	20,986.50

MARTOC REPORT

EE NUMBER	TITLE	FY 14	FY 15	DIFFERENCE	REGULAR EARNINGS	OVERTIME EARNINGS	OTHER EARNINGS	TOTAL EARNINGS
		BASE SALARY	BASE SALARY	+/-				
0000324732	TRANSIT POLICE OFFICER SR	45,032.00	48,256.00	3,224.00	48,467.73	31,113.01	4,504.00	84,084.74
0000303435	*JOURNEYMAN ET-RAIL CAR MAINT	43,804.80	46,467.20	2,662.40	36,639.94	6,977.66	225.00	43,842.60
0000303093	SUPV BUS MAINTENANCE	53,248.00	54,849.60	1,601.60	53,012.48	1,868.80	3,481.60	58,362.88
0000322547	*BUS OPERATOR (DATE LAST EMPLOYED 2015-01-12 00:01:00)	40,643.20	41,870.40	1,227.20	23,796.94	1,523.90	0.00	25,320.84
0000331642	TRANSIT POLICE OFFICER (DATE LAST EMPLOYED 2014-12-29 00:12:00)	37,024.00	38,500.80	1,476.80	19,005.79	7,716.30	2,833.28	29,555.37
0000316657	*STATION AGENT	37,169.60	39,436.80	2,267.20	39,768.76	10,528.11	147.28	50,444.15
0000302246	*BUS OPERATOR	40,643.20	43,118.40	2,475.20	44,802.57	24,900.79	0.00	69,703.36
0000304871	*BUS OPERATOR (DATE LAST EMPLOYED 2015-05-01 00:05:00)	40,643.20	41,870.40	1,227.20	41,119.63	4,660.10	0.00	45,779.73
0000302312	*BUS OPERATOR	40,643.20	43,118.40	2,475.20	42,150.22	5,615.12	0.00	47,765.34
0000319278	*JOURNEYMAN RAIL CAR MECHANIC	43,804.80	46,467.20	2,662.40	46,385.90	6,897.81	225.00	53,508.71
0000319459	MYSTERY CUSTOMER DATA ANALYST (DATE LAST EMPLOYED 2014-12-05 00:12:00)	44,900.18	44,900.18	0.00	21,920.60	0.00	885.36	22,805.96
0000330748	*BUS OPERATOR	31,491.20	33,404.80	1,913.60	33,137.59	2,414.24	381.96	35,933.79
0000314858	*BUS OPERATOR	40,643.20	43,118.40	2,475.20	42,180.38	238.08	0.00	42,418.46
0000316217	*JOURNEYMAN ET-RADIO MAINT	43,804.80	46,467.20	2,662.40	47,389.45	13,038.18	225.00	60,652.63
0000306431	*BUS OPERATOR	40,643.20	43,118.40	2,475.20	43,273.55	14,900.27	0.00	58,173.82
0000315347	*TRACK MAINTAINER	43,118.40	45,739.20	2,620.80	46,126.23	8,531.78	0.00	54,658.01
0000302836	*STATION AGENT	37,169.60	39,436.80	2,267.20	38,821.75	2,567.76	0.00	41,389.51
0000323246	*BUS OPERATOR	40,643.20	43,118.40	2,475.20	32,439.03	3,084.59	0.00	35,523.62
0000332159	CONTRACT PROFESSIONAL	0.00	0.00	0.00	58,993.79	14,997.38	0.00	73,991.17
0000316151	MAINT & INVENTORY CONTROL SPEC	51,304.50	52,843.70	1,539.20	51,831.72	0.00	0.00	51,831.72
0000330841	*CUSTOMER INFORMATION OPERATOR (DATE LAST EMPLOYED 2015-05-13 00:05:00)	27,352.00	29,785.60	2,433.60	27,399.08	2,655.86	0.00	30,054.94
0000306641	*BUS OPERATOR	40,643.20	43,118.40	2,475.20	42,527.78	5,145.72	0.00	47,673.50
0000306629	*BUS OPERATOR	40,643.20	43,118.40	2,475.20	45,478.40	14,510.24	0.00	59,988.64
0000303829	*BUS OPERATOR	40,643.20	43,118.40	2,475.20	45,798.94	47,842.06	0.00	93,641.00
0000305287	TRANSIT POLICE SERGEANT	65,936.00	67,912.00	1,976.00	66,928.21	47,026.97	2,536.00	116,491.18
0000323903	*RAIL STATION CLEANER	28,412.80	30,139.20	1,726.40	29,386.22	0.00	0.00	29,386.22
0000304099	*BUS OPERATOR	40,643.20	43,118.40	2,475.20	42,784.90	16,616.45	0.00	59,401.35
0000332672	*MOBILITY OPERATOR	27,664.00	27,664.00	0.00	22,078.87	1,000.14	0.00	23,079.01
0000318883	TRANSIT POLICE OFFICER SR	52,686.40	56,430.40	3,744.00	53,536.60	31,077.10	4,204.78	88,818.48
0000305202	DIVISION DISPATCHER	48,048.00	49,483.20	1,435.20	49,798.98	3,511.20	2,795.10	56,105.28
0000303748	*HOSTLER JUNIOR APPRENTICE	34,008.00	36,088.00	2,080.00	37,731.78	5,207.07	0.00	42,938.85
0000304070	*BUS OPERATOR	40,643.20	43,118.40	2,475.20	35,255.32	5,581.08	0.00	40,836.40
0000314923	TRANSIT POLICE OFFICER SPECIAL	56,971.20	58,676.80	1,705.60	58,225.73	23,962.95	5,733.55	87,922.23
0000321025	*BUS OPERATOR	40,643.20	43,118.40	2,475.20	42,186.29	1,616.13	0.00	43,802.42

MARTOC REPORT

EE NUMBER	TITLE	FY 14 BASE SALARY	FY 15 BASE SALARY	DIFFERENCE +/-	REGULAR EARNINGS	OVERTIME EARNINGS	OTHER EARNINGS	TOTAL EARNINGS
0000306572	*JOURNEYMAN AUTOMOTIVE TECH	43,804.80	46,467.20	2,662.40	47,731.83	26,812.30	225.00	74,769.13
0000306647	*JOURNEYMAN AUTOMOTIVE TECH	43,804.80	46,467.20	2,662.40	47,378.60	28,901.89	225.00	76,505.49
0000331137	FIELD INSPECTOR	51,226.50	52,767.00	1,540.50	52,264.27	3,402.00	0.00	55,666.27
0000304372	*MOBILITY OPERATOR	30,409.60	32,260.80	1,851.20	32,727.44	11,629.79	0.00	44,357.23
0000331804	*SERVICEPERSON I (A)	29,182.40	34,257.60	5,075.20	32,329.79	1,628.36	0.00	33,958.15
0000321541	*BUS OPERATOR	40,643.20	43,118.40	2,475.20	42,729.91	955.94	0.00	43,685.85
0000326193	*INSPECTOR	41,662.40	45,739.20	4,076.80	43,136.32	258.29	225.00	43,619.61
0000322864	*MOBILITY OPERATOR	28,766.40	32,260.80	3,494.40	30,637.94	1,133.53	0.00	31,771.47
0000323910	CIVIL ENGINEER VI	81,208.14	83,644.34	2,436.20	81,396.05	0.00	624.68	82,020.73
0000331001	*BUS OPERATOR	28,454.40	33,404.80	4,950.40	33,303.32	10,739.59	0.00	44,042.91
0000324395	*JOURNEYMAN ET-TRAIN CONTROL	43,804.80	46,467.20	2,662.40	49,322.73	26,784.37	225.00	76,332.10
0000332296	*JOURNEYMAN ET-TELEPHONE MAINT	39,603.20	43,908.80	4,305.60	42,217.29	7,807.24	450.00	50,474.53
0000318281	*BUS OPERATOR	40,643.20	43,118.40	2,475.20	38,561.00	12,848.62	419.31	51,828.93
0000315630	ACCOUNTANT III	55,762.72	57,435.56	1,672.84	56,320.81	0.00	1,001.17	57,321.98
0000331214	*BUS OPERATOR	28,454.40	33,404.80	4,950.40	31,691.93	4,452.17	0.00	36,144.10
0000333327	*TRACK MAINTAINER	42,016.00	42,016.00	0.00	25,628.20	2,198.38	0.00	27,826.58
0000322028	PERFORMANCE ANALYST	64,639.12	66,578.20	1,939.08	65,285.81	0.00	6,215.34	71,501.15
0000302937	*JOURNEYMAN RAIL CAR MECHANIC	43,804.80	46,467.20	2,662.40	47,426.31	16,015.59	225.00	63,666.90
0000319669	TRANSIT POLICE LIEUTENANT	56,368.00	63,128.00	6,760.00	62,319.65	19,656.17	707.28	82,683.10
0000303979	*BUS OPERATOR	40,643.20	43,118.40	2,475.20	42,506.92	6,012.76	0.00	48,519.68
0000322050	CONFIG MGMT SPECIALIST III	52,963.04	54,551.90	1,588.86	53,493.08	0.00	0.00	53,493.08
0000324940	*BUS OPERATOR (DATE LAST EMPLOYED 2015-07-06 00:07:00)	34,548.80	39,894.40	5,345.60	22,930.49	2,761.21	0.00	25,691.70
0000305734	JOC WORK ORDER COORDINATOR	60,938.80	62,766.86	1,828.06	61,548.68	0.00	4,968.89	66,517.57
0000314959	MGR PURCHASING	71,849.70	74,005.10	2,155.40	64,794.29	0.00	9,120.89	73,915.18
0000333208	CONTRACT PROFESSIONAL (DATE LAST EMPLOYED 2015-02-20 00:02:00)	62,848.50	62,848.50	0.00	23,705.17	3,513.09	0.00	27,218.26
0000315027	*BUS OPERATOR	40,643.20	43,118.40	2,475.20	42,841.13	4,947.84	0.00	47,788.97
0000304358	*JOURNEYMAN SUPPORT EQUIPMENT	43,804.80	46,467.20	2,662.40	33,810.58	8,959.63	225.00	42,995.21
0000304144	RIDESTORE ASSISTANT	29,035.50	29,913.00	877.50	25,975.67	3,886.35	2,992.91	32,854.93
0000329792	*BUS OPERATOR	31,491.20	36,649.60	5,158.40	33,723.47	10,544.83	0.00	44,268.30
0000305958	*STATION AGENT	37,169.60	39,436.80	2,267.20	40,146.90	11,024.71	0.00	51,171.61
0000302678	*BUS OPERATOR	40,643.20	43,118.40	2,475.20	41,818.65	3,175.03	0.00	44,993.68
0000321693	*BUS OPERATOR	40,643.20	43,118.40	2,475.20	43,111.87	5,546.38	0.00	48,658.25
0000324188	*JOURNEYMAN ELEC POWER ELECT	43,804.80	46,467.20	2,662.40	46,114.80	1,057.45	225.00	47,397.25
0000303447	*REVENUE AGENT	41,308.80	43,825.60	2,516.80	42,210.57	1,774.78	0.00	43,985.35

MARTOC REPORT

EE NUMBER	TITLE	FY 14	FY 15	DIFFERENCE	REGULAR	OVERTIME	OTHER	TOTAL
		BASE SALARY	BASE SALARY	+/-	EARNINGS	EARNINGS	EARNINGS	EARNINGS
0000330392	*BUS OPERATOR	31,491.20	36,649.60	5,158.40	33,704.21	2,534.79	0.00	36,239.00
0000322922	*BUS OPERATOR	40,643.20	43,118.40	2,475.20	41,854.38	3,355.73	0.00	45,210.11
0000320165	*JOURNEYMAN ET-TELEPHONE MAINT	43,804.80	46,467.20	2,662.40	47,631.62	15,228.05	225.00	63,084.67
0000306255	*BUS OPERATOR	40,643.20	43,118.40	2,475.20	48,097.60	34,472.29	0.00	82,569.89
0000306446	*JOURNEYMAN RAIL CAR MECHANIC	43,804.80	46,467.20	2,662.40	46,176.27	2,915.17	225.00	49,316.44
0000322240	*MOBILITY OPERATOR	30,409.60	32,260.80	1,851.20	26,702.69	836.95	0.00	27,539.64
0000319398	*BUS OPERATOR	40,643.20	43,118.40	2,475.20	30,665.81	4,500.51	0.00	35,166.32
0000317506	DATA WAREHOUSE ARCHITECT	79,060.28	81,432.00	2,371.72	80,155.24	0.00	8,108.76	88,264.00
0000305985	HR INFORMATION SYSTEMS SPEC II	40,404.00	41,613.00	1,209.00	40,870.20	155.40	3,757.37	44,782.97
0000331990	*BUS OPERATOR	28,454.40	33,404.80	4,950.40	30,792.50	3,470.17	0.00	34,262.67
0000332759	TRANSIT POLICE OFFICER	50,668.80	52,187.20	1,518.40	52,248.57	15,492.96	0.00	67,741.53
0000304407	SR ADJUSTER WORKERS COMP	61,810.32	63,664.64	1,854.32	63,379.54	0.00	0.00	63,379.54
0000320838	TRANSIT POLICE OFFICER SR	50,668.80	54,267.20	3,598.40	51,615.08	26,982.42	8,387.16	86,984.66
0000324181	*RAIL STATION CLEANER	28,412.80	30,139.20	1,726.40	29,775.47	1,857.24	0.00	31,632.71
0000307120	*MOBILITY OPERATOR	30,409.60	32,260.80	1,851.20	31,529.21	14,085.21	0.00	45,614.42
0000322931	*BUS OPERATOR	40,643.20	43,118.40	2,475.20	42,669.88	9,613.38	0.00	52,283.26
0000326986	SUPV FIELD RESEARCH	0.00	0.00	0.00	24,249.79	4,969.75	0.00	29,219.54
0000303448	DIVISION DISPATCHER	55,432.00	57,096.00	1,664.00	55,531.65	8,557.35	11,367.67	75,456.67
0000329352	*BUS OPERATOR	31,491.20	36,649.60	5,158.40	32,333.45	3,554.67	0.00	35,888.12
0000302351	(DATE LAST EMPLOYED 2015-07-09 00:07:00) *AA INSPECTOR	43,804.80	46,467.20	2,662.40	52,687.40	13,501.32	225.00	66,413.72
0000303784	*JOURNEYMAN RAIL CAR MECHANIC	43,804.80	46,467.20	2,662.40	44,955.51	4,143.71	225.00	49,324.22
0000317773	*JOURNEYMAN ET-RAIL CAR MAINT	43,804.80	46,467.20	2,662.40	47,724.42	13,436.29	393.48	61,554.19
0000304309	*JOURNEYMAN RAIL CAR MECHANIC	43,804.80	46,467.20	2,662.40	46,758.88	11,079.71	225.00	58,063.59
0000317536	QA ENGINEER	73,757.32	75,969.92	2,212.60	74,495.18	0.00	0.00	74,495.18
0000306664	FOREMAN POWER	52,104.00	53,664.00	1,560.00	53,940.22	4,822.22	4,509.00	63,271.44
0000326616	TRANSIT POLICE OFFICER	41,246.40	41,246.40	0.00	37,513.98	14,886.10	0.00	52,400.08
0000303719	*MOBILITY OPERATOR	30,409.60	32,260.80	1,851.20	32,094.25	1,778.20	0.00	33,872.45
0000329163	*BUS OPERATOR	31,491.20	36,649.60	5,158.40	35,953.30	3,797.89	0.00	39,751.19
0000332305	*CUSTOMER INFORMATION OPERATOR	28,163.20	28,163.20	0.00	25,708.81	504.07	0.00	26,212.88
0000305738	(DATE LAST EMPLOYED 2015-05-29 00:05:00) *BUS OPERATOR	40,643.20	43,118.40	2,475.20	45,341.18	11,487.78	0.00	56,828.96
0000305608	INSTRUCTOR BUS TECHNICAL	50,460.80	51,979.20	1,518.40	50,965.41	491.28	0.00	51,456.69
0000321616	*BUS OPERATOR	40,643.20	43,118.40	2,475.20	41,716.86	9,803.74	0.00	51,520.60
0000326793	IT PROJECT MANAGER	74,485.06	76,719.50	2,234.44	74,657.37	0.00	952.66	75,610.03
0000332585	*BUS OPERATOR	30,180.80	30,180.80	0.00	19,510.89	1,017.08	0.00	20,527.97
0000321229	LINE SUPERVISOR	48,048.00	48,048.00	0.00	46,946.14	10,475.88	3,562.49	60,984.51

MARTOC REPORT

EE NUMBER	TITLE	FY 14 BASE SALARY	FY 15 BASE SALARY	DIFFERENCE +/-	REGULAR EARNINGS	OVERTIME EARNINGS	OTHER EARNINGS	TOTAL EARNINGS
	(DATE LAST EMPLOYED 2015-05-20 00:05:00)							
0000303436	*SERVICEPERSON I	31,824.00	33,758.40	1,934.40	34,228.82	7,596.37	0.00	41,825.19
0000326260	CJIT-POLICE DISPATCHER	33,696.00	40,601.60	6,905.60	37,128.70	10,092.34	634.07	47,855.11
0000304698	ACCOUNTING SPECIALIST III	43,953.00	45,279.00	1,326.00	43,451.62	507.15	941.05	44,899.82
0000326524	SYSTEM SAFETY ENGINEER II	66,340.04	68,330.34	1,990.30	60,114.96	0.00	6,889.17	67,004.13
0000320807	CONTRACT PROFESSIONAL	0.00	0.00	0.00	81,333.00	5,460.00	0.00	86,793.00
0000320032	*JOURNEYMAN ET-RADIO MAINT	43,804.80	46,467.20	2,662.40	46,225.95	10,362.95	225.00	56,813.90
0000316117	*TRACK MAINTAINER	43,118.40	45,739.20	2,620.80	46,550.39	13,391.61	0.00	59,942.00
0000302780	SUPT BUS TRANSPORTATION	62,614.50	64,493.00	1,878.50	63,240.73	0.00	0.00	63,240.73
0000318018	MOBILITY SCHEDULER II	34,690.50	34,690.50	0.00	18,225.90	1,400.98	1,218.63	20,845.51
	(DATE LAST EMPLOYED 2014-12-19 00:12:00)							
0000325369	*MOBILITY OPERATOR	27,414.40	32,260.80	4,846.40	28,915.19	2,227.69	0.00	31,142.88
0000304637	*BUS OPERATOR	40,643.20	43,118.40	2,475.20	35,788.68	5,152.27	0.00	40,940.95
0000302932	OFFICE ADMINISTRATOR II	51,021.36	51,021.36	0.00	23,824.99	1,292.42	0.00	25,117.41
0000324855	TRANSIT POLICE OFFICER SPECIAL	56,971.20	58,676.80	1,705.60	59,656.94	37,449.07	3,560.70	100,666.71
0000303143	FIELD INSPECTOR	51,226.50	52,767.00	1,540.50	52,894.76	7,191.47	4,071.85	64,158.08
0000326181	PROGRAM ADMIN MAINT OPERATIONS	83,000.06	85,490.08	2,490.02	83,832.02	0.00	0.00	83,832.02
0000328225	ARCHITECT IV	65,887.12	67,863.64	1,976.52	55,581.13	0.00	3,040.96	58,622.09
0000328460	*JOURNEYMAN RAIL CAR MECHANIC	41,267.20	42,016.00	748.80	42,367.11	135.41	225.00	42,727.52
0000323588	*BUS OPERATOR	40,643.20	43,118.40	2,475.20	42,181.48	11,579.58	0.00	53,761.06
0000317725	*STATION AGENT	37,169.60	39,436.80	2,267.20	41,622.20	21,472.71	0.00	63,094.91
0000315245	SUPV RAIL LINE	52,104.00	53,664.00	1,560.00	53,639.64	5,223.01	2,004.00	60,866.65
0000306448	*JOURNEYMAN ET-RAIL CAR MAINT	43,804.80	46,467.20	2,662.40	45,749.46	4,951.51	225.00	50,925.97
0000327221	SR MGR INFRASTRUCTURE ENG	120,000.40	123,600.36	3,599.96	121,201.81	0.00	0.00	121,201.81
0000304557	*JOURNEYMAN ET-RAIL CAR MAINT	43,804.80	46,467.20	2,662.40	46,335.38	8,142.27	225.00	54,702.65
0000324689	SUPV RAIL LINE	48,048.00	53,664.00	5,616.00	51,367.57	12,181.56	4,676.53	68,225.66
0000302559	*BUS OPERATOR	40,643.20	43,118.40	2,475.20	38,600.09	6,432.65	0.00	45,032.74
0000332986	AGM SAFETY & QA	168,000.04	168,000.04	0.00	142,154.12	0.00	0.00	142,154.12
0000302604	MGR SPECIAL PROJECTS	76,305.32	78,594.36	2,289.04	76,481.98	0.00	586.98	77,068.96
0000304107	OFFICE ADMINISTRATOR II	51,021.88	52,552.50	1,530.62	50,551.23	0.00	2,027.81	52,579.04
0000332511	SCADA ENGINEER	79,969.50	82,368.52	2,399.02	80,769.33	0.00	2,281.80	83,051.13
0000324238	BUSINESS ANALYST III	74,486.88	76,721.58	2,234.70	71,221.07	0.00	4,010.84	75,231.91
0000305530	*BUS OPERATOR	40,643.20	43,118.40	2,475.20	40,448.13	10,145.28	0.00	50,593.41
0000305255	*SERVICEPERSON I (A)	32,281.60	34,257.60	1,976.00	34,029.55	1,616.89	0.00	35,646.44
0000321478	DIVISION DISPATCHER	48,048.00	49,483.20	1,435.20	48,620.88	16,045.26	5,082.00	69,748.14
0000307038	MGR TRANSIT RESEARCH	81,372.20	83,813.34	2,441.14	78,576.40	0.00	9,868.99	88,445.39

MARTOC REPORT

EE NUMBER	TITLE	FY 14	FY 15	DIFFERENCE	REGULAR	OVERTIME	OTHER	TOTAL
		BASE SALARY	BASE SALARY	+/-	EARNINGS	EARNINGS	EARNINGS	EARNINGS
0000306557	MGR TRAIN CONTROL	88,792.60	91,456.30	2,663.70	89,680.82	0.00	11,839.06	101,519.88
0000320170	*BUS OPERATOR	40,643.20	43,118.40	2,475.20	41,428.39	4,858.48	0.00	46,286.87
0000324760	*JOURNEYMAN SUPPORT EQUIPMENT	43,804.80	46,467.20	2,662.40	45,153.63	7,052.83	225.00	52,431.46
0000321695	*BUS OPERATOR	40,643.20	43,118.40	2,475.20	42,575.81	10,781.59	0.00	53,357.40
0000316613	TRANSIT POLICE OFFICER SR	54,787.20	56,430.40	1,643.20	56,849.62	13,551.98	3,951.00	74,352.60
0000305231	*BUS OPERATOR	40,643.20	43,118.40	2,475.20	42,422.29	3,923.88	0.00	46,346.17
0000306613	ACCOUNTING SPECIALIST III	44,577.00	45,922.50	1,345.50	45,228.53	960.12	857.25	47,045.90
0000318189	TRANSIT POLICE SERGEANT (DATE LAST EMPLOYED 2015-07-01 00:07:00)	63,398.40	65,936.00	2,537.60	52,137.68	3,460.56	2,468.88	58,067.12
0000305724	CONTRACT EMP PT POLICE OFFICER	0.00	0.00	0.00	49,325.00	0.00	0.00	49,325.00
0000303938	*JOURNEYMAN ET-RADIO MAINT	43,804.80	46,467.20	2,662.40	46,661.57	16,833.65	225.00	63,720.22
0000315323	*BUS OPERATOR	40,643.20	43,118.40	2,475.20	42,191.43	4,260.78	0.00	46,452.21
0000322573	TRANSIT POLICE OFFICER SR (DATE LAST EMPLOYED 2015-01-22 00:01:00)	52,686.40	52,686.40	0.00	31,885.40	2,735.65	3,432.22	38,053.27
0000306288	*BUS OPERATOR	40,643.20	43,118.40	2,475.20	32,723.56	4,595.15	0.00	37,318.71
0000321998	MOBILITY CUSTOMER CARE REP	36,348.00	37,440.00	1,092.00	36,427.22	5,324.99	1,988.53	43,740.74
0000307122	*MOBILITY OPERATOR	30,409.60	32,260.80	1,851.20	32,741.51	3,320.86	0.00	36,062.37
0000322143	*JOURNEYMAN RAIL CAR MECHANIC	43,804.80	42,016.00	-1,788.80	45,816.45	7,180.54	225.00	53,221.99
0000323956	*BUS OPERATOR	40,643.20	43,118.40	2,475.20	42,922.65	3,789.28	324.37	47,036.30
0000302671	MARKETING & SALES ASSOCIATE	54,097.42	55,720.34	1,622.92	54,638.73	0.00	2,913.79	57,552.52
0000324588	BENEFITS-CUSTOMER SVC REP	45,000.02	46,349.94	1,349.92	45,450.24	0.00	1,500.01	46,950.25
0000331062	*BUS OPERATOR	28,454.40	33,404.80	4,950.40	32,644.07	4,833.77	0.00	37,477.84
0000305989	MGR ACCOUNTING	90,241.06	92,948.18	2,707.12	91,143.76	0.00	9,376.76	100,520.52
0000329980	*INSPECTOR	40,643.20	43,784.00	3,140.80	43,030.95	4,750.79	225.00	48,006.74
0000304599	*MATERIAL CONTROLLER LEAD	43,659.20	46,321.60	2,662.40	45,696.40	1,624.50	0.00	47,320.90
0000322813	SUPV BUS TRANSPORTATION (DATE LAST EMPLOYED 2015-05-13 00:05:00)	48,048.00	48,048.00	0.00	41,163.28	9,222.68	0.00	50,385.96
0000330682	SERVICE PLANNER II	51,696.06	51,696.06	0.00	43,313.54	0.00	0.00	43,313.54
0000318004	*BUS OPERATOR	40,643.20	43,118.40	2,475.20	41,690.76	5,925.74	0.00	47,616.50
0000311377	DIR ENTERPRISE TECHNOLOGY (DATE LAST EMPLOYED 2014-08-01 00:08:00)	101,000.12	101,000.12	0.00	13,596.20	0.00	7,136.83	20,733.03
0000327632	*BUS OPERATOR	34,548.80	39,894.40	5,345.60	37,842.89	3,709.98	0.00	41,552.87
0000323964	TRANSIT POLICE OFFICER SR	50,668.80	54,267.20	3,598.40	52,999.82	18,199.95	1,200.32	72,400.09
0000323367	*BUS OPERATOR	40,643.20	43,118.40	2,475.20	42,238.41	7,484.10	0.00	49,722.51
0000322746	RESIDENT ENGINEER	85,053.28	87,604.92	2,551.64	85,904.26	0.00	5,888.32	91,792.58
0000326878	CJIT-POLICE DISPATCHER (DATE LAST EMPLOYED 2014-12-25 00:12:00)	33,696.00	39,416.00	5,720.00	19,981.59	3,230.06	1,590.29	24,801.94
0000323596	SUPV BUS MAINTENANCE	52,104.00	53,664.00	1,560.00	53,126.04	5,886.77	4,008.00	63,020.81
0000319299	*RAIL STATION CLEANER (DATE LAST EMPLOYED 2015-04-20 00:04:00)	28,412.80	29,265.60	852.80	24,918.43	3,061.84	0.00	27,980.27

MARTOC REPORT

EE NUMBER	TITLE	FY 14	FY 15	DIFFERENCE	REGULAR	OVERTIME	OTHER	TOTAL
		BASE SALARY	BASE SALARY	+/-	EARNINGS	EARNINGS	EARNINGS	EARNINGS
0000320850	*RAIL STATION CLEANER	28,412.80	30,139.20	1,726.40	29,658.75	0.00	0.00	29,658.75
0000327124	*MOBILITY OPERATOR	26,083.20	32,260.80	6,177.60	29,890.89	22,562.28	0.00	52,453.17
0000302133	CONTRACT PROFESSIONAL	0.00	0.00	0.00	62,445.63	27,218.32	0.00	89,663.95
0000322568	TRANSIT POLICE OFFICER SR	48,713.60	52,187.20	3,473.60	51,460.84	13,718.20	3,175.02	68,354.06
0000319665	*BUS OPERATOR	40,643.20	43,118.40	2,475.20	43,529.58	3,925.86	0.00	47,455.44
0000319738	*MOBILITY OPERATOR	30,409.60	32,260.80	1,851.20	28,313.06	1,955.55	0.00	30,268.61
0000321022	*BUS OPERATOR	40,643.20	43,118.40	2,475.20	42,603.35	18,114.70	0.00	60,718.05
0000329230	CONTRACT SPECIALIST II	62,750.22	64,632.62	1,882.40	63,377.88	0.00	0.00	63,377.88
0000304896	*STATION AGENT	37,169.60	39,436.80	2,267.20	39,149.49	3,612.30	0.00	42,761.79
0000321825	*RAIL STATION CLEANER	28,412.80	30,139.20	1,726.40	30,330.88	1,618.71	0.00	31,949.59
0000305235	*JOURNEYMAN ET-TELEPHONE MAINT (DATE LAST EMPLOYED 2014-11-18 00:11:00)	43,804.80	43,804.80	0.00	24,877.01	0.00	0.00	24,877.01
0000323696	*BUS OPERATOR	40,643.20	43,118.40	2,475.20	43,766.73	10,151.61	0.00	53,918.34
0000330154	*BUS OPERATOR (DATE LAST EMPLOYED 2015-01-06 00:01:00)	31,491.20	32,427.20	936.00	19,834.50	691.54	0.00	20,526.04
0000321842	CREDIT COLLEC CLEARHSE ANALYST	51,304.50	52,843.70	1,539.20	51,817.70	0.00	986.63	52,804.33
0000318894	AGM COMMUNICATIONS & EXT AFF	140,172.50	144,377.74	4,205.24	141,574.42	0.00	5,391.26	146,965.68
0000321823	*RAIL STATION CLEANER	28,412.80	30,139.20	1,726.40	32,300.81	5,272.13	0.00	37,572.94
0000328631	SUPV BUS TRANSPORTATION	31,491.20	49,483.20	17,992.00	36,083.22	3,328.03	0.00	39,411.25
0000320921	*JOURNEYMAN AUTOMOTIVE TECH	43,804.80	46,467.20	2,662.40	45,266.89	13,796.72	225.00	59,288.61
0000331659	*MOBILITY OPERATOR	23,358.40	29,078.40	5,720.00	26,469.37	8,822.34	0.00	35,291.71
0000323594	*BUS OPERATOR	40,643.20	43,118.40	2,475.20	41,032.12	6,810.19	0.00	47,842.31
0000320303	INSTRUCTOR CENTRAL MAINTENANCE	43,804.80	53,664.00	9,859.20	50,836.20	1,295.20	0.00	52,131.40
0000316538	*BUS OPERATOR	40,643.20	43,118.40	2,475.20	21,174.97	5,026.80	0.00	26,201.77
0000323369	SUPV BUS TRANSPORTATION	40,643.20	49,483.20	8,840.00	43,926.12	754.05	1,108.80	45,788.97
0000329013	*BUS OPERATOR	31,491.20	36,649.60	5,158.40	36,303.25	5,685.50	0.00	41,988.75
0000333107	*BUS OPERATOR	30,180.80	30,180.80	0.00	19,458.91	1,296.81	0.00	20,755.72
0000330690	CONTRACT PROFESSIONAL	0.00	0.00	0.00	56,535.00	2,160.00	0.00	58,695.00
0000327275	CUSTOMER CARE REP	26,083.20	37,615.50	11,532.30	35,505.65	305.26	1,217.45	37,028.36
0000305150	RECRUITING TECHNICIAN II	39,292.50	40,462.50	1,170.00	40,048.29	1,951.10	0.00	41,999.39
0000303497	*BUS OPERATOR	38,126.40	30,180.80	-7,945.60	38,909.81	819.46	107.45	39,836.72
0000303495	*RAIL OPERATOR	40,643.20	43,118.40	2,475.20	44,951.75	12,615.08	0.00	57,566.83
0000320357	*RAIL STATION CLEANER	28,412.80	30,139.20	1,726.40	30,829.82	5,480.82	0.00	36,310.64
0000303487	*BUS OPERATOR	40,643.20	43,118.40	2,475.20	42,708.85	20,832.94	0.00	63,541.79
0000302900	*JOURNEYMAN RAIL CAR MECHANIC (DATE LAST EMPLOYED 2015-06-01 00:06:00)	43,804.80	45,115.20	1,310.40	44,801.51	7,966.97	225.00	52,993.48
0000328849	*JOURNEYMAN ET-TRAIN CONTROL	42,390.40	46,467.20	4,076.80	45,476.46	27,288.16	225.00	72,989.62

MARTOC REPORT

EE NUMBER	TITLE	FY 14	FY 15	DIFFERENCE	REGULAR	OVERTIME	OTHER	TOTAL
		BASE SALARY	BASE SALARY	+/-	EARNINGS	EARNINGS	EARNINGS	EARNINGS
0000321613	FOREMAN POWER	52,104.00	53,664.00	1,560.00	55,132.90	10,145.30	0.00	65,278.20
0000327463	*SERVICEPERSON I (A)	32,281.60	34,257.60	1,976.00	26,352.35	3,221.80	0.00	29,574.15
0000329997	*BUS OPERATOR	31,491.20	36,649.60	5,158.40	25,699.11	1,295.78	0.00	26,994.89
0000331583	*BUS OPERATOR	28,454.40	33,404.80	4,950.40	30,712.31	2,462.50	0.00	33,174.81
0000320037	*RAIL OPERATOR	37,606.40	43,118.40	5,512.00	41,028.08	18,023.52	0.00	59,051.60
0000314842	ENVIRO HEALTH SAFETY COORD II	62,750.22	64,632.62	1,882.40	61,447.31	0.00	8,067.78	69,515.09
0000302279	DIVISION DISPATCHER	48,588.80	50,044.80	1,456.00	49,121.41	2,670.05	3,192.62	54,984.08
0000319881	*BUS OPERATOR	40,643.20	43,118.40	2,475.20	43,211.40	8,405.00	0.00	51,616.40
0000331210	*BUS OPERATOR	28,454.40	33,404.80	4,950.40	32,339.10	3,115.41	0.00	35,454.51
0000314951	*JOURNEYMAN SUPPORT EQUIPMENT	43,804.80	46,467.20	2,662.40	45,535.70	3,211.17	225.00	48,971.87
0000320662	*JOURNEYMAN ET-HVAC	43,804.80	46,467.20	2,662.40	45,976.98	1,785.53	225.00	47,987.51
0000330612	*JOURNEYMAN ET-RADIO MAINT	41,080.00	44,969.60	3,889.60	43,549.42	14,090.52	1,021.00	58,660.94
0000302676	TRANSIT POLICE OFFICER SR	54,787.20	56,430.40	1,643.20	56,447.94	30,758.59	7,506.90	94,713.43
0000326639	*JOURNEYMAN RAIL CAR MECHANIC	43,804.80	42,016.00	-1,788.80	44,266.15	843.73	225.00	45,334.88
0000306090	SUPV CAR REPAIR INSPECTION (DATE LAST EMPLOYED 2014-12-01 00:12:00)	56,118.40	56,118.40	0.00	26,461.98	4,047.00	2,931.66	33,440.64
0000322565	*INSPECTOR	43,118.40	45,739.20	2,620.80	41,695.10	6,891.30	395.80	48,982.20
0000306432	*BUS OPERATOR	40,643.20	43,118.40	2,475.20	37,909.32	1,981.30	0.00	39,890.62
0000306247	*SERVICEPERSON I (A)	32,281.60	34,257.60	1,976.00	33,008.74	23.28	127.92	33,159.94
0000331135	*RAIL OPERATOR	28,454.40	33,404.80	4,950.40	32,413.95	13,233.80	0.00	45,647.75
0000319225	TRANSIT POLICE OFFICER SR	54,787.20	56,430.40	1,643.20	57,942.73	12,465.45	2,370.60	72,778.78
0000326541	*BUS OPERATOR	34,548.80	39,894.40	5,345.60	36,617.05	3,760.51	0.00	40,377.56
0000303429	FARE COLLECT ASST SP PROJ	33,111.00	34,105.50	994.50	33,552.49	286.54	1,528.20	35,367.23
0000320602	SUPV FARE MEDIA ENCODING	51,304.50	52,843.70	1,539.20	51,817.69	0.00	3,354.53	55,172.22
0000304302	*SR TRAFFIC CHECKER	32,427.20	34,403.20	1,976.00	34,864.44	11,455.70	0.00	46,320.14
0000306249	TRANSIT POLICE MAJOR	89,336.52	92,016.60	2,680.08	89,886.35	0.00	3,436.02	93,322.37
0000327292	*BUS OPERATOR	34,548.80	39,894.40	5,345.60	38,622.04	1,678.08	0.00	40,300.12
0000303177	*BUS OPERATOR	40,643.20	43,118.40	2,475.20	40,592.04	231.05	0.00	40,823.09
0000316232	*RAIL STATION CLEANER	28,412.80	30,139.20	1,726.40	30,066.47	4,254.76	0.00	34,321.23
0000304554	*BUS OPERATOR	40,643.20	43,118.40	2,475.20	36,053.80	173.57	0.00	36,227.37
0000314984	*INFORMATION SYSTEMS REC CLERK	31,699.20	33,633.60	1,934.40	31,346.39	322.85	0.00	31,669.24
0000332372	COMMUNICATIONS ENGINEER V	77,000.04	79,310.14	2,310.10	76,783.81	0.00	0.00	76,783.81
0000306011	*SR TRAFFIC CHECKER	32,427.20	34,403.20	1,976.00	36,054.15	9,013.15	0.00	45,067.30
0000331908	*BUS OPERATOR	28,454.40	33,404.80	4,950.40	30,818.83	3,823.37	124.72	34,766.92
0000306159	SUPV BUS SCHEDULING (DATE LAST EMPLOYED 2015-01-01 00:01:00)	85,829.90	85,829.90	0.00	48,064.87	0.00	11,962.49	60,027.36
0000332871	TRANSIT POLICE OFFICER	42,889.60	42,889.60	0.00	35,899.24	3,232.00	0.00	39,131.24

MARTOC REPORT

EE NUMBER	TITLE	FY 14	FY 15	DIFFERENCE	REGULAR	OVERTIME	OTHER	TOTAL
		BASE SALARY	BASE SALARY	+/-	EARNINGS	EARNINGS	EARNINGS	EARNINGS
0000304468	*RAIL STATION CLEANER	28,412.80	30,139.20	1,726.40	30,571.78	1,639.20	0.00	32,210.98
0000328135	*BUS OPERATOR	34,548.80	39,894.40	5,345.60	37,148.40	8,526.85	0.00	45,675.25
0000323364	*BUS OPERATOR	40,643.20	43,118.40	2,475.20	44,302.04	16,738.36	0.00	61,040.40
0000306054	*RAIL OPERATOR	40,643.20	43,118.40	2,475.20	32,782.50	190.79	0.00	32,973.29
0000303155	SUPV BUS TRANSPORTATION	48,048.00	49,483.20	1,435.20	48,075.10	8,362.20	0.00	56,437.30
0000330752	SUPV RAIL LINE	52,104.00	53,664.00	1,560.00	51,604.27	10,840.41	3,006.00	65,450.68
0000302148	*INSPECTOR	43,118.40	45,739.20	2,620.80	47,416.69	28,745.87	225.00	76,387.56
0000331455	TRANSIT POLICE OFFICER	37,024.00	39,665.60	2,641.60	38,670.81	24,187.54	4,442.40	67,300.75
0000302209	OFFICE ADMINISTRATOR II	54,685.80	56,326.40	1,640.60	43,874.86	0.00	11,357.82	55,232.68
0000316649	IT BUSINESS ANALYST III (DATE LAST EMPLOYED 2014-12-30 00:12:00)	73,206.90	73,206.90	0.00	41,277.58	0.00	2,252.52	43,530.10
0000321102	*BUS OPERATOR	40,643.20	43,118.40	2,475.20	43,399.05	4,336.05	0.00	47,735.10
0000331126	*RAIL OPERATOR	28,454.40	33,404.80	4,950.40	32,689.53	8,851.77	0.00	41,541.30
0000329888	TRANSIT POLICE OFFICER SPECIAL	41,641.60	48,256.00	6,614.40	45,351.47	25,874.41	800.80	72,026.68
0000324751	IT QUALITY ASSURANCE ENGINEER	75,000.12	77,250.16	2,250.04	64,358.05	0.00	8,076.96	72,435.01
0000329277	*MATERIAL CONTROLLER	32,281.60	39,457.60	7,176.00	34,965.87	3,116.00	0.00	38,081.87
0000332790	TRANSIT POLICE OFFICER	38,126.40	38,126.40	0.00	35,703.46	2,323.00	0.00	38,026.46
0000302858	FOREMAN COMMUNICATION	52,686.40	54,267.20	1,580.80	54,758.41	7,041.75	1,013.20	62,813.36
0000323961	CHF AGREEMENTS & UTILITIES	77,729.08	80,061.02	2,331.94	78,506.64	0.00	7,274.66	85,781.30
0000303803	RAIL SERVICES CONTROLLER	69,035.20	71,115.20	2,080.00	69,746.56	9,473.17	2,655.20	81,874.93
0000303751	TRANSIT POLICE OFFICER SPECIAL	56,971.20	58,676.80	1,705.60	57,842.23	19,094.35	7,395.30	84,331.88
0000303753	TRANSIT POLICE SERGEANT (DATE LAST EMPLOYED 2015-06-01 00:06:00)	65,936.00	65,936.00	0.00	64,297.11	27,365.06	12,880.67	104,542.84
0000304232	*MOBILITY OPERATOR	30,409.60	32,260.80	1,851.20	31,750.91	1,404.72	0.00	33,155.63
0000303196	MGR ELEC & MECH ENGINEERING	92,340.82	95,111.12	2,770.30	93,265.24	0.00	3,551.58	96,816.82
0000330014	*RAIL STATION CLEANER	24,024.00	27,060.80	3,036.80	25,848.31	706.95	0.00	26,555.26
0000317058	*REVENUE AGENT	41,308.80	43,825.60	2,516.80	43,560.44	331.08	0.00	43,891.52
0000323997	TRANSIT POLICE SERGEANT	54,204.80	58,052.80	3,848.00	57,582.29	25,408.11	0.00	82,990.40
0000332704	*BUS OPERATOR	30,180.80	30,180.80	0.00	25,784.08	3,371.85	0.00	29,155.93
0000317265	*TRACK MAINTAINER	43,118.40	45,739.20	2,620.80	44,306.93	4,798.38	0.00	49,105.31
0000305940	*BUS OPERATOR	40,643.20	43,118.40	2,475.20	42,949.42	6,564.27	0.00	49,513.69
0000304420	*JOURNEYMAN ET-COMPUTER MAINT	43,804.80	46,467.20	2,662.40	47,644.95	26,150.39	225.00	74,020.34
0000319804	MAINTENANCE PLANNER BUS	52,686.40	54,267.20	1,580.80	54,232.80	3,090.26	202.64	57,525.70
0000332726	LAND SURVEYOR	55,341.00	55,341.00	0.00	48,955.53	904.63	0.00	49,860.16
0000303366	LINE SUPERVISOR	48,048.00	49,483.20	1,435.20	45,386.92	14,626.70	2,772.00	62,785.62
0000302308	*JOURNEYMAN RAIL CAR MECHANIC	43,804.80	46,467.20	2,662.40	49,665.03	38,816.50	225.00	88,706.53

MARTOC REPORT

EE NUMBER	TITLE	FY 14	FY 15	DIFFERENCE	REGULAR	OVERTIME	OTHER	TOTAL
		BASE SALARY	BASE SALARY	+/-	EARNINGS	EARNINGS	EARNINGS	EARNINGS
0000331733	CLAIMS ADJUSTER III	56,720.82	58,422.52	1,701.70	57,288.22	0.00	0.00	57,288.22
0000306175	*BUS OPERATOR	40,643.20	43,118.40	2,475.20	42,520.49	3,819.20	0.00	46,339.69
0000315643	OFFICE ENGINEER	72,721.22	74,902.88	2,181.66	73,286.72	0.00	0.00	73,286.72
0000303324	CONTRACT PROFESSIONAL	0.00	0.00	0.00	50,227.50	255.00	0.00	50,482.50
0000328846	*JOURNEYMAN ET-TRAIN CONTROL	42,390.40	46,467.20	4,076.80	45,030.21	12,464.72	225.00	57,719.93
0000305192	*BUS OPERATOR	40,643.20	43,118.40	2,475.20	41,031.08	10,171.37	0.00	51,202.45
0000302121	*JOURNEYMAN RAIL CAR MECHANIC	43,804.80	46,467.20	2,662.40	49,525.49	23,049.48	225.00	72,799.97
0000332379	CONTRACT PROFESSIONAL (DATE LAST EMPLOYED 2015-05-14 00:05:00)	0.00	0.00	0.00	34,155.00	620.00	0.00	34,775.00
0000320162	*MOBILITY OPERATOR	30,409.60	32,260.80	1,851.20	31,468.28	3,612.00	0.00	35,080.28
0000328453	*JOURNEYMAN ET-TELEPHONE MAINT	39,603.20	43,908.80	4,305.60	42,983.14	10,442.95	450.00	53,876.09
0000303911	*RAIL STATION CLEANER	28,412.80	30,139.20	1,726.40	31,451.81	6,819.12	0.00	38,270.93
0000302887	GEN SUPT BUS MAINT	75,289.50	77,548.12	2,258.62	75,752.93	0.00	7,818.53	83,571.46
0000306521	*RAIL STATION CLEANER	28,412.80	30,139.20	1,726.40	29,447.77	0.00	0.00	29,447.77
0000324714	*BUS OPERATOR	40,643.20	43,118.40	2,475.20	43,540.43	7,374.84	0.00	50,915.27
0000305272	*BUS OPERATOR	40,643.20	43,118.40	2,475.20	45,776.38	31,335.78	0.00	77,112.16
0000318564	*BUS OPERATOR	40,643.20	43,118.40	2,475.20	42,214.52	1,682.92	0.00	43,897.44
0000317293	*JOURNEYMAN SUPPORT EQUIPMENT	43,804.80	46,467.20	2,662.40	44,982.84	10,727.48	225.00	55,935.32
0000332973	ENGINEERING CAD SPECIALIST III	62,750.22	62,750.22	0.00	53,096.53	0.00	1,267.56	54,364.09
0000306094	MOBILITY CUSTOMER CARE REP	36,523.50	37,615.50	1,092.00	37,319.62	4,677.92	1,311.10	43,308.64
0000303430	CONTRACTS RECORDS ADMIN	33,715.50	34,729.50	1,014.00	34,121.90	518.72	2,533.53	37,174.15
0000325324	*JOURNEYMAN ET-LABORATORY	43,804.80	46,467.20	2,662.40	45,060.25	507.66	225.00	45,792.91
0000302680	*TRACK MAINTAINER	43,118.40	45,739.20	2,620.80	47,150.41	13,237.92	0.00	60,388.33
0000303986	*AA INSPECTOR	43,804.80	46,467.20	2,662.40	48,278.32	19,281.79	225.00	67,785.11
0000302241	INSTRUCTOR BUS TECH ENVIRON	60,257.60	62,067.20	1,809.60	61,091.94	0.00	2,317.60	63,409.54
0000332045	*MOBILITY OPERATOR	23,358.40	29,078.40	5,720.00	25,636.43	6,866.52	0.00	32,502.95
0000303717	*JOURNEYMAN RAIL CAR MECHANIC	43,804.80	46,467.20	2,662.40	47,074.08	6,101.54	225.00	53,400.62
0000321545	*BUS OPERATOR	40,643.20	43,118.40	2,475.20	42,682.12	6,641.92	0.00	49,324.04
0000302380	*MATERIAL CONTROLLER LEAD	43,659.20	46,321.60	2,662.40	49,247.66	3,677.54	0.00	52,925.20
0000327324	*MOBILITY OPERATOR	24,564.80	30,513.60	5,948.80	27,644.55	5,661.28	0.00	33,305.83
0000305564	*MATERIAL CONTROLLER	42,369.60	44,948.80	2,579.20	43,313.97	0.00	167.84	43,481.81
0000302525	*STATION AGENT	37,169.60	39,436.80	2,267.20	41,351.29	33,419.67	0.00	74,770.96
0000331718	*INSPECTOR	40,206.40	43,118.40	2,912.00	39,124.71	529.91	225.00	39,879.62
0000305850	*STATION AGENT	37,169.60	39,436.80	2,267.20	40,328.50	39,872.87	0.00	80,201.37
0000304649	*BUS OPERATOR	40,643.20	43,118.40	2,475.20	41,538.46	2,393.26	0.00	43,931.72
0000306597	TRANSIT POLICE OFFICER SR	54,787.20	54,787.20	0.00	58,767.58	14,756.99	3,687.60	77,212.17

MARTOC REPORT

EE NUMBER	TITLE	FY 14 BASE SALARY	FY 15 BASE SALARY	DIFFERENCE +/-	REGULAR EARNINGS	OVERTIME EARNINGS	OTHER EARNINGS	TOTAL EARNINGS
	(DATE LAST EMPLOYED 2015-07-01 00:07:00)							
0000323909	*RAIL STATION CLEANER	28,412.80	30,139.20	1,726.40	30,841.10	3,564.17	0.00	34,405.27
0000305941	*RAIL OPERATOR	40,643.20	43,118.40	2,475.20	36,099.14	3,020.28	0.00	39,119.42
0000322436	TRANSIT POLICE OFFICER SR	52,686.40	56,430.40	3,744.00	57,317.06	21,005.59	0.00	78,322.65
0000330757	*BUS OPERATOR	31,491.20	33,404.80	1,913.60	33,571.61	2,919.62	0.00	36,491.23
0000317601	TRANSIT POLICE OFFICER	52,686.40	54,267.20	1,580.80	52,554.68	14,058.25	5,167.32	71,780.25
0000320859	*STATION AGENT	37,169.60	39,436.80	2,267.20	39,752.29	3,153.29	0.00	42,905.58
0000321653	DIR PROGRAM & CONTRACT MGMT	104,500.24	107,635.32	3,135.08	105,143.73	0.00	9,244.28	114,388.01
0000332239	ROOFING PROGRAM SPECIALIST	37,710.40	38,841.66	1,131.26	38,087.92	0.00	0.00	38,087.92
0000332652	*MOBILITY OPERATOR	27,664.00	27,664.00	0.00	23,988.03	947.70	0.00	24,935.73
0000331116	*BUS OPERATOR	28,454.40	33,404.80	4,950.40	32,646.70	4,501.89	0.00	37,148.59
0000331853	BREEZE CARD FULFILLMENT AGENT	22,620.00	24,979.50	2,359.50	24,105.13	2,088.00	742.64	26,935.77
	(DATE LAST EMPLOYED 2015-06-10 00:06:00)							
0000319806	*BUS OPERATOR	40,643.20	43,118.40	2,475.20	41,835.36	1,537.47	0.00	43,372.83
0000315116	*BUS OPERATOR	33,404.80	33,404.80	0.00	28,409.97	1,171.14	0.00	29,581.11
0000304048	*RAIL STATION CLEANER	28,412.80	30,139.20	1,726.40	32,474.55	9,588.15	0.00	42,062.70
0000306301	SUPV RAIL LINE	52,104.00	53,664.00	1,560.00	53,952.69	5,740.54	4,407.80	64,101.03
0000320644	*RAIL STATION CLEANER	28,412.80	30,139.20	1,726.40	31,171.56	5,854.44	0.00	37,026.00
0000332119	*BUS OPERATOR	33,404.80	33,404.80	0.00	28,707.40	2,917.70	0.00	31,625.10
0000304819	*STATION AGENT	37,169.60	39,436.80	2,267.20	39,359.30	5,759.99	0.00	45,119.29
0000321906	*BUS OPERATOR	37,606.40	43,118.40	5,512.00	41,560.82	6,864.90	0.00	48,425.72
0000331267	CJIT-POLICE DISPATCHER	33,696.00	40,601.60	6,905.60	40,149.09	17,492.48	606.40	58,247.97
0000303514	*BUS OPERATOR	40,643.20	43,118.40	2,475.20	44,766.18	14,711.70	0.00	59,477.88
0000303464	*MOBILITY OPERATOR	30,409.60	32,260.80	1,851.20	31,403.75	3,436.49	0.00	34,840.24
0000306424	*JOURNEYMAN AUTOMOTIVE TECH	43,804.80	46,467.20	2,662.40	46,006.64	8,215.12	225.00	54,446.76
0000311542	SUPV FIELD RESEARCH	0.00	0.00	0.00	24,232.50	2,008.18	0.00	26,240.68
0000302271	*BUS OPERATOR	40,643.20	43,118.40	2,475.20	45,670.94	22,898.42	0.00	68,569.36
0000321482	*RAIL OPERATOR	40,643.20	43,118.40	2,475.20	40,393.20	9,356.07	0.00	49,749.27
0000318277	SR EXECUTIVE ADMINISTRATOR BD	73,760.18	75,973.04	2,212.86	74,497.89	0.00	1,702.17	76,200.06
0000324650	*MOBILITY OPERATOR	28,766.40	32,260.80	3,494.40	28,617.98	14,414.19	0.00	43,032.17
0000308803	*BUS OPERATOR	40,643.20	43,118.40	2,475.20	39,518.39	4,726.84	0.00	44,245.23
0000324786	*RAIL OPERATOR	40,643.20	43,118.40	2,475.20	44,368.53	41,002.65	0.00	85,371.18
0000321624	*BUS OPERATOR	40,643.20	43,118.40	2,475.20	42,450.68	14,205.60	163.75	56,820.03
0000326788	COMMUNICATIONS SPECIALIST	33,529.60	34,528.00	998.40	33,950.99	5,881.79	0.00	39,832.78
0000304682	*MOBILITY OPERATOR	30,409.60	32,260.80	1,851.20	30,283.29	6,063.72	0.00	36,347.01
0000331369	TRANSIT POLICE OFFICER SR	46,841.60	50,169.60	3,328.00	49,850.00	21,800.55	1,171.00	72,821.55

MARTOC REPORT

EE NUMBER	TITLE	FY 14	FY 15	DIFFERENCE	REGULAR	OVERTIME	OTHER	TOTAL
		BASE SALARY	BASE SALARY	+/-	EARNINGS	EARNINGS	EARNINGS	EARNINGS
0000333266	*MOBILITY OPERATOR	27,664.00	27,664.00	0.00	15,251.29	5,859.30	0.00	21,110.59
0000320156	*MOBILITY OPERATOR	30,409.60	32,260.80	1,851.20	18,531.59	3,206.67	0.00	21,738.26
0000302233	*BUS OPERATOR	40,643.20	43,118.40	2,475.20	43,732.87	3,510.87	0.00	47,243.74
0000320241	RAIL SERVICES CONTROLLER	61,505.60	63,356.80	1,851.20	62,279.28	7,267.73	4,967.76	74,514.77
0000303849	FOREMAN CUSTODIAL SERVICES	44,824.00	46,176.00	1,352.00	45,315.34	237.05	2,586.00	48,138.39
0000318553	*BUS OPERATOR	40,643.20	43,118.40	2,475.20	42,888.93	6,819.15	0.00	49,708.08
0000302755	MAINTENANCE PLANNER-RAIL (DATE LAST EMPLOYED 2014-12-01 00:12:00)	52,104.00	52,104.00	0.00	24,569.04	325.65	5,945.12	30,839.81
0000321146	EMERGENCY PREP UNIT COORD (DATE LAST EMPLOYED 2014-12-05 00:12:00)	62,750.22	62,750.22	0.00	30,715.50	0.00	1,433.93	32,149.43
0000315335	*JOURNEYMAN RAIL CAR MECHANIC	43,804.80	46,467.20	2,662.40	45,311.79	794.81	225.00	46,331.60
0000302629	*RAIL OPERATOR	40,643.20	43,118.40	2,475.20	41,493.17	5,988.35	0.00	47,481.52
0000306499	SUPT BUS MAINTENANCE GARAGE	64,091.56	72,615.66	8,524.10	70,710.53	0.00	2,892.36	73,602.89
0000333405	*JOURNEYMAN ELEC POWER ELECT	42,016.00	42,016.00	0.00	23,324.81	14.71	0.00	23,339.52
0000317771	*JOURNEYMAN RAIL CAR MECHANIC	43,804.80	46,467.20	2,662.40	48,249.49	12,010.64	225.00	60,485.13
0000315446	*TRACK WALKER	43,118.40	45,739.20	2,620.80	45,987.34	10,556.25	0.00	56,543.59
0000319811	DIVISION DISPATCHER	48,588.80	50,044.80	1,456.00	48,759.33	2,803.20	2,289.28	53,851.81
0000332233	CONTRACT EMP ADMIN SUPPORT	0.00	0.00	0.00	22,675.90	424.13	0.00	23,100.03
0000331292	*MOBILITY OPERATOR	23,358.40	29,078.40	5,720.00	27,573.26	20,308.53	0.00	47,881.79
0000332040	*MOBILITY OPERATOR	23,358.40	29,078.40	5,720.00	23,636.63	1,783.38	0.00	25,420.01
0000304625	*SERVICEPERSON IV	34,008.00	36,088.00	2,080.00	37,353.38	10,735.00	0.00	48,088.38
0000321475	TRANSIT POLICE SERGEANT	52,686.40	60,382.40	7,696.00	58,272.41	28,510.71	2,377.88	89,161.00
0000315364	TRANSIT POLICE OFFICER SPECIAL	56,971.20	58,676.80	1,705.60	57,842.20	6,614.72	0.00	64,456.92
0000333057	*MOBILITY OPERATOR	27,664.00	27,664.00	0.00	19,220.35	1,711.92	0.00	20,932.27
0000303999	*BUS OPERATOR	40,643.20	43,118.40	2,475.20	42,509.96	16,438.71	0.00	58,948.67
0000329829	*BUS OPERATOR	31,491.20	36,649.60	5,158.40	32,989.31	2,499.32	0.00	35,488.63
0000331197	CJIT-CALL TAKER	29,827.20	37,419.20	7,592.00	35,704.74	6,634.23	2,096.40	44,435.37
0000328921	*MOBILITY OPERATOR	24,564.80	30,513.60	5,948.80	29,167.52	10,771.18	0.00	39,938.70
0000318556	SUPV RAIL LINE	40,643.20	53,664.00	13,020.80	42,138.98	9,410.39	0.00	51,549.37
0000305763	CONTRACT PROFESSIONAL	0.00	0.00	0.00	73,080.00	6,080.00	0.00	79,160.00
0000327309	*JOURNEYMAN RAIL CAR MECHANIC	43,804.80	46,467.20	2,662.40	39,345.24	87.59	225.00	39,657.83
0000325719	POLICE ADMINISTRATOR	55,580.20	57,247.58	1,667.38	56,136.43	0.00	1,995.20	58,131.63
0000305120	*MOBILITY OPERATOR	30,409.60	32,260.80	1,851.20	32,429.13	5,976.06	0.00	38,405.19
0000305601	*SR TRAFFIC CHECKER	32,427.20	34,403.20	1,976.00	34,017.38	14,957.21	0.00	48,974.59
0000320854	*RAIL STATION CLEANER	28,412.80	30,139.20	1,726.40	31,974.88	4,780.96	0.00	36,755.84
0000306429	SUPV RAIL LINE	53,248.00	54,849.60	1,601.60	55,252.48	19,059.20	5,491.21	79,802.89
0000304087	FOREMAN CUSTODIAL SERVICES	47,257.60	47,257.60	0.00	48,116.42	374.88	4,021.44	52,512.74

MARTOC REPORT

EE NUMBER	TITLE	FY 14 BASE SALARY	FY 15 BASE SALARY	DIFFERENCE +/-	REGULAR EARNINGS	OVERTIME EARNINGS	OTHER EARNINGS	TOTAL EARNINGS
0000302591	(DATE LAST EMPLOYED 2015-07-01 00:07:00) *JOURNEYMAN OVERHAULER	43,804.80	46,467.20	2,662.40	45,261.53	1,155.05	225.00	46,641.58
0000303706	NON REVENUE PLANNER	53,144.00	54,745.60	1,601.60	53,982.04	3,909.15	4,088.00	61,979.19
0000332971	PROTECTIVE SPEC POLICE CADET	26,561.60	26,561.60	0.00	22,475.20	1,858.04	0.00	24,333.24
0000325460	CONTRACT PROFESSIONAL	0.00	0.00	0.00	68,495.00	4,970.00	0.00	73,465.00
0000304148	SUPV NETWORK OPERATIONS CENTER	62,204.22	64,070.24	1,866.02	56,366.72	0.00	9,212.00	65,578.72
0000331589	FIELD INSPECTOR	51,226.50	52,767.00	1,540.50	52,316.80	5,083.28	2,762.57	60,162.65
0000303913	*BUS OPERATOR (DATE LAST EMPLOYED 2015-02-01 00:02:00)	40,643.20	41,870.40	1,227.20	28,098.56	2,631.19	0.00	30,729.75
0000318799	TRANSIT POLICE OFFICER SR	52,686.40	56,430.40	3,744.00	50,567.61	9,768.64	7,650.91	67,987.16
0000317600	SUPV COMMUNICATIONS	34,153.60	44,865.60	10,712.00	39,407.94	9,704.54	2,837.20	51,949.68
0000303500	*BUS OPERATOR	40,643.20	43,118.40	2,475.20	42,062.56	3,624.23	0.00	45,686.79
0000323610	*BUS OPERATOR	40,643.20	43,118.40	2,475.20	43,677.34	12,889.66	0.00	56,567.00
0000303266	*BUS OPERATOR	40,643.20	43,118.40	2,475.20	45,835.35	24,824.45	0.00	70,659.80
0000304038	SUPV BUS TRANSPORTATION	48,048.00	49,483.20	1,435.20	48,528.48	2,171.40	669.90	51,369.78
0000326345	BUS MECH ELEC ENGINEER	68,041.22	70,082.48	2,041.26	68,721.76	0.00	3,925.47	72,647.23
0000329571	*MOBILITY OPERATOR	23,358.40	29,078.40	5,720.00	26,514.10	4,058.73	0.00	30,572.83
0000330671	DIVERSITY EEO INVESTIGATOR	58,000.02	59,739.94	1,739.92	58,580.18	0.00	0.00	58,580.18
0000316606	*BUS OPERATOR	40,643.20	43,118.40	2,475.20	34,154.09	711.45	0.00	34,865.54
0000329341	*MOBILITY OPERATOR (DATE LAST EMPLOYED 2015-05-14 00:05:00)	24,564.80	26,873.60	2,308.80	25,033.42	4,714.56	0.00	29,747.98
0000306588	SUPV BUS MAINTENANCE BODY SHOP	56,035.20	57,720.00	1,684.80	60,356.55	46,121.28	0.00	106,477.83
0000304832	*REVENUE AGENT	41,308.80	43,825.60	2,516.80	43,275.41	4,239.66	0.00	47,515.07
0000305288	TRANSIT POLICE SERGEANT	65,936.00	67,912.00	1,976.00	67,261.06	10,235.18	7,861.60	85,357.84
0000326624	*MOBILITY OPERATOR	26,083.20	32,260.80	6,177.60	29,302.87	16,773.66	0.00	46,076.53
0000321870	DEPARTMENT ADMINISTRATOR	57,800.08	59,534.02	1,733.94	58,378.36	0.00	4,001.56	62,379.92
0000320620	MOBILITY CUSTOMER CARE REP	36,348.00	37,440.00	1,092.00	38,990.22	18,348.75	0.00	57,338.97
0000303203	*BUS OPERATOR	40,643.20	43,118.40	2,475.20	35,101.84	4,042.97	706.17	39,850.98
0000332654	*MOBILITY OPERATOR	27,664.00	27,664.00	0.00	22,675.68	927.29	0.00	23,602.97
0000322935	*BUS OPERATOR	40,643.20	43,118.40	2,475.20	43,904.23	8,195.15	0.00	52,099.38
0000305237	MAINTENANCE PLANNER BUS	56,888.00	58,593.60	1,705.60	55,870.58	4,799.95	5,342.29	66,012.82
0000317128	*BUS OPERATOR	40,643.20	43,118.40	2,475.20	41,873.88	4,537.48	0.00	46,411.36
0000321225	MGR MEDIA SALES	66,872.26	68,878.42	2,006.16	67,541.28	0.00	1,286.01	68,827.29
0000332766	*BUS OPERATOR	30,180.80	30,180.80	0.00	24,876.42	3,841.63	0.00	28,718.05
0000304182	OFFICE ADMINISTRATOR II	45,958.90	52,552.50	6,593.60	50,361.40	0.00	392.48	50,753.88
0000303486	*BUS OPERATOR	40,643.20	43,118.40	2,475.20	42,707.53	17,444.12	0.00	60,151.65
0000302803	MGR QUALITY ASSURANCE	93,993.90	96,813.60	2,819.70	94,936.83	0.00	12,291.54	107,228.37

MARTOC REPORT

EE NUMBER	TITLE	FY 14	FY 15	DIFFERENCE	REGULAR	OVERTIME	OTHER	TOTAL
		BASE SALARY	BASE SALARY	+/-	EARNINGS	EARNINGS	EARNINGS	EARNINGS
0000332121	TRANSIT POLICE OFFICER	38,500.80	41,246.40	2,745.60	39,798.14	12,066.99	0.00	51,865.13
0000322339	*INSPECTOR	40,206.40	43,118.40	2,912.00	43,032.28	37,580.13	225.00	80,837.41
0000302859	CONTRACT PROFESSIONAL	0.00	0.00	0.00	64,024.47	3,322.29	0.00	67,346.76
0000323517	*BUS OPERATOR	40,643.20	43,118.40	2,475.20	43,327.81	26,779.57	0.00	70,107.38
0000323526	ELECTRICAL MAINTENANCE INSPECT	41,080.00	53,664.00	12,584.00	47,828.73	12,280.77	225.00	60,334.50
0000305193	MGR SERVICE MONITORING	84,005.74	86,525.92	2,520.18	82,261.26	0.00	5,815.81	88,077.07
0000325415	TRANSIT POLICE SERGEANT	50,668.80	55,827.20	5,158.40	53,821.78	32,601.00	6,475.49	92,898.27
0000325457	TRANSIT POLICE SERGEANT	56,971.20	62,795.20	5,824.00	60,992.67	24,790.37	2,931.00	88,714.04
0000317911	*SERVICEPERSON I	31,824.00	33,758.40	1,934.40	19,533.30	494.94	0.00	20,028.24
0000306506	SUPV RAIL LINE	56,139.20	57,824.00	1,684.80	57,253.89	19,108.96	3,778.60	80,141.45
0000309131	RAIL SERVICES CONTROLLER	66,518.40	71,115.20	4,596.80	70,250.24	25,517.35	3,445.85	99,213.44
0000326537	*SERVICEPERSON IV	30,680.00	36,088.00	5,408.00	35,455.43	10,352.82	0.00	45,808.25
0000304842	SR ADMINISTRATIVE ASSISTANT (DATE LAST EMPLOYED 2015-07-01 00:07:00)	35,587.50	37,752.00	2,164.50	36,442.94	205.32	4,188.15	40,836.41
0000305829	*BUS OPERATOR	40,643.20	43,118.40	2,475.20	43,574.72	7,526.16	0.00	51,100.88
0000302948	SR INSTRUCTOR BUS MAINT	65,898.56	67,875.60	1,977.04	66,557.66	0.00	2,534.56	69,092.22
0000304602	SUPV BUS TRANSPORTATION	52,540.80	54,121.60	1,580.80	54,581.81	28,228.05	4,024.68	86,834.54
0000333095	*BUS OPERATOR	30,180.80	30,180.80	0.00	20,311.96	5,810.40	0.00	26,122.36
0000303289	MGR CLAIMS	77,451.92	79,775.54	2,323.62	62,438.36	0.00	18,767.24	81,205.60
0000302310	*JOURNEYMAN ET-RAIL CAR MAINT	43,804.80	46,467.20	2,662.40	46,888.86	21,254.88	225.00	68,368.74
0000315986	*BUS OPERATOR (DATE LAST EMPLOYED 2015-04-01 00:04:00)	40,643.20	41,870.40	1,227.20	25,174.15	1,525.60	0.00	26,699.75
0000329890	*RAIL STATION CLEANER	26,894.40	30,139.20	3,244.80	29,341.98	7,800.10	0.00	37,142.08
0000305968	*STATION AGENT	37,169.60	39,436.80	2,267.20	42,330.31	48,125.25	0.00	90,455.56
0000303131	*TRACK MAINTAINER (DATE LAST EMPLOYED 2015-04-01 00:04:00)	43,118.40	44,408.00	1,289.60	41,935.11	4,596.95	0.00	46,532.06
0000322744	*JOURNEYMAN SUPPORT EQUIPMENT	41,080.00	44,969.60	3,889.60	38,799.09	7,329.09	225.00	46,353.18
0000304704	*BUS DISPATCHER (BLOCKOUT)	41,662.40	44,200.00	2,537.60	37,234.22	1,291.96	0.00	38,526.18
0000305861	SUPV RAIL LINE	57,740.80	59,467.20	1,726.40	58,901.17	8,862.38	5,552.00	73,315.55
0000313509	SUPT BUS TRANSPORTATION	66,070.42	68,052.66	1,982.24	66,223.15	0.00	2,880.00	69,103.15
0000317915	FOREMAN TRACK & STRCT	52,104.00	59,030.40	6,926.40	52,922.14	22,895.70	2,004.00	77,821.84
0000331805	*RAIL STATION CLEANER	28,828.80	27,060.80	-1,768.00	29,623.01	2,540.48	0.00	32,163.49
0000331745	CONTRACT PROFESSIONAL	0.00	0.00	0.00	199,210.00	4,620.00	0.00	203,830.00
0000302724	*BUS OPERATOR	40,643.20	43,118.40	2,475.20	40,193.85	1,271.98	0.00	41,465.83
0000302231	*RAIL OPERATOR	40,643.20	43,118.40	2,475.20	43,203.38	3,677.44	0.00	46,880.82
0000304068	*BUS OPERATOR	40,643.20	43,118.40	2,475.20	41,414.29	1,189.31	0.00	42,603.60
0000328829	*RAIL OPERATOR	31,491.20	36,649.60	5,158.40	36,709.27	15,845.18	0.00	52,554.45

MARTOC REPORT

EE NUMBER	TITLE	FY 14	FY 15	DIFFERENCE	REGULAR	OVERTIME	OTHER	TOTAL
		BASE SALARY	BASE SALARY	+/-	EARNINGS	EARNINGS	EARNINGS	EARNINGS
0000305951	*BUS OPERATOR	40,643.20	43,118.40	2,475.20	39,449.90	1,514.09	0.00	40,963.99
0000332378	TRANSIT POLICE OFFICER (DATE LAST EMPLOYED 2015-01-06 00:01:00)	40,040.00	40,040.00	0.00	24,057.66	7,341.51	1,642.80	33,041.97
0000320371	*TRACK WALKER	43,118.40	45,739.20	2,620.80	46,734.98	9,286.51	0.00	56,021.49
0000321756	CHF LITIGATION ADMINISTRATION	107,800.16	111,034.04	3,233.88	108,878.25	0.00	0.00	108,878.25
0000306376	CONTRACT PROFESSIONAL	0.00	0.00	0.00	90,297.81	433.90	0.00	90,731.71
0000306671	HUMAN RESOURCES ANALYST	61,499.88	63,344.84	1,844.96	62,115.01	0.00	0.00	62,115.01
0000305127	SR INSTRUCTOR INFRASTRUCTURE	64,678.12	66,618.50	1,940.38	65,325.18	0.00	7,628.73	72,953.91
0000320749	*MOBILITY OPERATOR	30,409.60	32,260.80	1,851.20	32,416.30	1,995.34	0.00	34,411.64
0000303712	*BUS OPERATOR	40,643.20	43,118.40	2,475.20	42,223.35	1,030.16	0.00	43,253.51
0000331586	CONTRACT EMP ADMIN SUPPORT	0.00	0.00	0.00	34,867.36	0.00	0.00	34,867.36
0000302134	*JOURNEYMAN SUPPORT EQUIPMENT	41,392.00	46,467.20	5,075.20	48,216.38	1,267.67	225.00	49,709.05
0000317728	*STATION AGENT	37,169.60	39,436.80	2,267.20	34,854.19	2,248.53	0.00	37,102.72
0000332957	TRANSIT POLICE OFFICER SR	54,267.20	54,267.20	0.00	43,909.04	9,394.32	0.00	53,303.36
0000332969	TRANSIT POLICE OFFICER (DATE LAST EMPLOYED 2015-02-19 00:02:00)	40,040.00	40,040.00	0.00	20,890.87	1,958.05	2,233.00	25,081.92
0000321773	*BUS OPERATOR	40,643.20	43,118.40	2,475.20	44,286.86	14,454.12	0.00	58,740.98
0000326418	TRANSIT POLICE OFFICER SPECIAL (DATE LAST EMPLOYED 2014-11-10 00:11:00)	56,971.20	56,971.20	0.00	17,461.13	5,053.47	4,866.11	27,380.71
0000313789	SUPV BUS MAINTENANCE	52,104.00	53,664.00	1,560.00	52,599.99	3,582.15	4,408.80	60,590.94
0000330155	*BUS OPERATOR	31,491.20	36,649.60	5,158.40	34,849.95	8,662.70	0.00	43,512.65
0000331670	*BUS OPERATOR	28,454.40	33,404.80	4,950.40	31,762.48	5,238.81	0.00	37,001.29
0000327893	*BUS OPERATOR (DATE LAST EMPLOYED 2015-06-26 00:06:00)	34,548.80	38,729.60	4,180.80	34,233.02	6,440.38	0.00	40,673.40
0000326546	*BUS OPERATOR	34,548.80	39,894.40	5,345.60	37,780.84	10,339.55	0.00	48,120.39
0000324721	*JOURNEYMAN ET-TRAIN CONTROL	43,804.80	46,467.20	2,662.40	47,668.39	36,242.11	225.00	84,135.50
0000306319	MAINTENANCE PLANNER BUS	54,995.20	56,638.40	1,643.20	57,058.84	3,410.76	1,057.60	61,527.20
0000323514	*JOURNEYMAN ELEC POWER ELECT	43,804.80	46,467.20	2,662.40	46,887.06	16,480.21	225.00	63,592.27
0000331884	CJIT-CALL TAKER	29,827.20	37,419.20	7,592.00	35,525.79	4,658.05	279.52	40,463.36
0000302330	MOBILITY SERVICE AGENT	30,537.00	31,453.50	916.50	30,842.37	46.98	587.25	31,476.60
0000326271	*JOURNEYMAN ET-TRAIN CONTROL	43,804.80	46,467.20	2,662.40	46,129.44	15,457.32	441.90	62,028.66
0000306583	SR ITS GIS DEVELOPER	92,400.10	86,519.94	-5,880.16	89,737.29	0.00	7,107.72	96,845.01
0000318283	SR PERFORMANCE ANALYST	71,206.46	73,342.62	2,136.16	66,441.24	0.00	5,523.10	71,964.34
0000306463	TRANSIT POLICE SERGEANT	65,936.00	67,912.00	1,976.00	69,908.01	23,156.91	0.00	93,064.92
0000304092	*AA INSPECTOR	43,804.80	46,467.20	2,662.40	48,619.55	15,284.93	225.00	64,129.48
0000321901	TRANSIT POLICE OFFICER SR	48,713.60	52,187.20	3,473.60	52,480.19	17,828.43	1,948.80	72,257.42
0000306635	INSTRUCTOR BUS TECHNICAL	52,686.40	54,267.20	1,580.80	53,213.26	0.00	3,039.60	56,252.86
0000327569	*JOURNEYMAN AUTOMOTIVE TECH	43,804.80	46,467.20	2,662.40	46,261.82	15,003.79	225.00	61,490.61

MARTOC REPORT

EE NUMBER	TITLE	FY 14	FY 15	DIFFERENCE +/-	REGULAR EARNINGS	OVERTIME EARNINGS	OTHER EARNINGS	TOTAL EARNINGS
		BASE SALARY	BASE SALARY					
0000316796	*SERVICEPERSON I (A)	32,281.60	34,257.60	1,976.00	33,288.33	754.66	0.00	34,042.99
0000315029	RAIL SERVICES CONTROLLER	69,035.20	71,115.20	2,080.00	69,743.39	7,259.81	1,725.88	78,729.08
0000302102	*BUS OPERATOR	40,643.20	43,118.40	2,475.20	46,139.69	14,351.13	208.35	60,699.17
0000327571	FLEET MAINTENANCE ANALYST	68,041.22	70,082.48	2,041.26	68,721.78	0.00	0.00	68,721.78
0000318082	*BUS OPERATOR	34,548.80	39,894.40	5,345.60	37,761.99	7,260.44	0.00	45,022.43
0000329419	RESIDENT ENGINEER (DATE LAST EMPLOYED 2015-04-17 00:04:00)	85,053.28	85,053.28	0.00	72,819.06	0.00	3,437.04	76,256.10
0000320659	*BUS OPERATOR	40,643.20	43,118.40	2,475.20	43,844.58	18,050.97	0.00	61,895.55
0000303942	*BUS OPERATOR	40,643.20	43,118.40	2,475.20	42,765.25	9,274.16	0.00	52,039.41
0000305825	*BUS OPERATOR	40,643.20	41,870.40	1,227.20	41,450.98	17,140.68	0.00	58,591.66
0000304121	*BUS OPERATOR	40,643.20	43,118.40	2,475.20	42,099.71	7,443.99	0.00	49,543.70
0000303919	*BUS OPERATOR	40,643.20	43,118.40	2,475.20	43,834.68	6,097.43	0.00	49,932.11
0000316266	*BUS OPERATOR	40,643.20	43,118.40	2,475.20	36,501.44	1,232.53	0.00	37,733.97
0000304550	*SERVICEPERSON I	31,824.00	33,758.40	1,934.40	33,371.65	6,668.94	0.00	40,040.59
0000332758	TRANSIT POLICE OFFICER (DATE LAST EMPLOYED 2015-06-05 00:06:00)	45,032.00	45,032.00	0.00	45,031.80	18,778.74	2,735.05	66,545.59
0000305191	*SERVICEPERSON I (A)	32,281.60	34,257.60	1,976.00	33,406.97	4,377.64	0.00	37,784.61
0000304912	*JOURNEYMAN ET-RAIL CAR MAINT	43,804.80	46,467.20	2,662.40	46,632.35	15,066.90	225.00	61,924.25
0000314902	*SERVICEPERSON I	31,824.00	33,758.40	1,934.40	31,736.94	1,019.63	0.00	32,756.57
0000303383	DIR GRANT PROGRAMS	106,000.18	106,000.18	0.00	107,060.57	0.00	8,181.07	115,241.64
0000324720	*JOURNEYMAN ET-TRAIN CONTROL	43,804.80	46,467.20	2,662.40	46,226.45	26,997.42	225.00	73,448.87
0000302901	*JOURNEYMAN ET-TRAIN CONTROL	43,804.80	46,467.20	2,662.40	45,176.47	7,685.59	225.00	53,087.06
0000302144	AGM LEGAL SERVICES	175,000.02	180,249.94	5,249.92	176,750.19	0.00	0.00	176,750.19
0000320672	*TRACK WALKER	43,118.40	45,739.20	2,620.80	45,842.24	9,575.57	0.00	55,417.81
0000316713	*BUS OPERATOR	40,643.20	43,118.40	2,475.20	40,465.95	6,138.95	0.00	46,604.90
0000310148	*JOURNEYMAN ET-RAIL CAR MAINT (DATE LAST EMPLOYED 2015-02-01 00:02:00)	43,804.80	45,115.20	1,310.40	27,666.89	126.36	225.00	28,018.25
0000302748	*BUS OPERATOR	40,643.20	43,118.40	2,475.20	43,036.39	12,724.75	0.00	55,761.14
0000328471	*JOURNEYMAN RAIL CAR MECHANIC	39,603.20	44,969.60	5,366.40	42,183.16	819.05	225.00	43,227.21
0000321900	*BUS OPERATOR	40,643.20	43,118.40	2,475.20	42,083.04	16,339.99	0.00	58,423.03
0000306824	CONTRACT PROFESSIONAL (DATE LAST EMPLOYED 2015-06-12 00:06:00)	0.00	0.00	0.00	39,935.00	0.00	0.00	39,935.00
0000331673	*MOBILITY OPERATOR	23,358.40	29,078.40	5,720.00	25,957.95	6,989.09	0.00	32,947.04
0000331644	TRANSIT POLICE OFFICER	40,040.00	42,889.60	2,849.60	42,679.82	14,562.59	400.40	57,642.81
0000331540	TRANSIT POLICE OFFICER	38,500.80	41,246.40	2,745.60	40,259.74	16,745.89	2,168.90	59,174.53
0000327630	SR EXECUTIVE ADMINISTRATOR	61,500.14	63,345.10	1,844.96	62,115.31	0.00	0.00	62,115.31
0000333784	TRANSIT POLICE OFFICER SR	54,267.20	54,267.20	0.00	19,237.60	1,662.30	0.00	20,899.90
0000322979	*JOURNEYMAN OVERHAULER	43,804.80	46,467.20	2,662.40	45,162.61	5,282.36	225.00	50,669.97

MARTOC REPORT

EE NUMBER	TITLE	FY 14	FY 15	DIFFERENCE	REGULAR	OVERTIME	OTHER	TOTAL
		BASE SALARY	BASE SALARY	+/-	EARNINGS	EARNINGS	EARNINGS	EARNINGS
0000304360	*JOURNEYMAN SUPPORT EQUIPMENT	43,804.80	46,467.20	2,662.40	44,965.94	824.93	225.00	46,015.87
0000320834	*BUS OPERATOR	40,643.20	43,118.40	2,475.20	45,482.83	12,329.32	0.00	57,812.15
0000320577	*MOBILITY OPERATOR	30,409.60	32,260.80	1,851.20	32,389.90	5,034.30	0.00	37,424.20
0000329165	COMMUNICATIONS ENGINEER VI	80,000.18	82,400.24	2,400.06	80,801.09	0.00	0.00	80,801.09
0000326640	*JOURNEYMAN RAIL CAR MECHANIC	42,390.40	46,467.20	4,076.80	44,915.62	5,144.88	225.00	50,285.50
0000324937	SUPV FIELD RESEARCH	0.00	0.00	0.00	28,498.97	5,254.59	0.00	33,753.56
0000321935	PERFORMANCE ANALYST	61,053.72	62,885.42	1,831.70	61,194.89	0.00	1,878.60	63,073.49
0000323665	*BUS OPERATOR	40,643.20	43,118.40	2,475.20	42,933.83	2,092.94	0.00	45,026.77
0000304173	*STATION AGENT	37,169.60	39,436.80	2,267.20	38,677.76	10,482.34	0.00	49,160.10
0000303572	*BUS OPERATOR	40,643.20	43,118.40	2,475.20	37,626.08	683.73	0.00	38,309.81
0000330852	PARALEGAL	42,510.00	43,777.50	1,267.50	42,935.10	0.00	749.71	43,684.81
0000304429	*SERVICEPERSON IV	34,008.00	36,088.00	2,080.00	33,851.68	8,286.86	0.00	42,138.54
0000330889	*BUS OPERATOR	31,491.20	33,404.80	1,913.60	28,551.43	3,497.46	0.00	32,048.89
0000311904	*SERVICEPERSON IV	34,008.00	36,088.00	2,080.00	34,200.24	190.07	0.00	34,390.31
0000326638	SUPV BUS MAINTENANCE	52,104.00	53,664.00	1,560.00	52,349.49	5,861.70	4,108.20	62,319.39
0000324899	*RAIL STATION CLEANER	28,412.80	30,139.20	1,726.40	30,144.27	4,693.47	0.00	34,837.74
0000304455	*JOURNEYMAN ET-RAIL CAR MAINT	43,804.80	46,467.20	2,662.40	47,142.79	17,568.42	435.60	65,146.81
0000330843	ACCOUNTANT II	46,970.82	48,380.02	1,409.20	47,440.73	0.00	888.36	48,329.09
0000303096	*SERVICEPERSON IV	34,008.00	36,088.00	2,080.00	35,012.71	7,741.33	0.00	42,754.04
0000304377	*JOURNEYMAN ET-RADIO MAINT	43,804.80	46,467.20	2,662.40	48,415.75	16,778.32	225.00	65,419.07
0000304890	*BUS OPERATOR	40,643.20	43,118.40	2,475.20	42,163.77	7,617.75	0.00	49,781.52
0000332216	*BUS OPERATOR	33,404.80	33,404.80	0.00	28,281.64	6,722.78	0.00	35,004.42
0000328301	SAFETY OPERATIONAL OFFICER	64,369.76	70,082.48	5,712.72	65,956.23	0.00	2,031.95	67,988.18
0000320611	*MATERIAL CONTROLLER	32,281.60	39,457.60	7,176.00	34,063.67	34.92	0.00	34,098.59
0000323666	*BUS OPERATOR	40,643.20	43,118.40	2,475.20	42,563.36	12,106.28	0.00	54,669.64
0000302903	CONTRACT EMP PT POLICE OFFICER	0.00	0.00	0.00	39,275.00	0.00	0.00	39,275.00
0000329793	GENERAL MANAGER CEO	329,600.18	331,577.74	1,977.56	378,721.04	0.00	12,307.71	391,028.75
0000321214	*RAIL STATION CLEANER	28,412.80	30,139.20	1,726.40	27,074.21	2,264.15	0.00	29,338.36
0000306059	*MOBILITY OPERATOR	30,409.60	32,260.80	1,851.20	31,122.73	888.19	0.00	32,010.92
0000318949	*STATION AGENT	37,169.60	39,436.80	2,267.20	39,724.29	23,372.13	0.00	63,096.42
0000304334	*BUS OPERATOR	40,643.20	43,118.40	2,475.20	43,026.98	12,421.24	0.00	55,448.22
0000332197	*SERVICEPERSON I (A)	29,182.40	32,718.40	3,536.00	30,958.68	841.80	0.00	31,800.48
0000319163	*BUS OPERATOR	40,643.20	43,118.40	2,475.20	43,133.99	9,600.88	0.00	52,734.87
0000331299	AUDITOR III	60,500.18	62,315.24	1,815.06	61,105.53	0.00	0.00	61,105.53
0000303417	*SERVICEPERSON I	31,824.00	33,758.40	1,934.40	27,651.01	3,963.02	0.00	31,614.03

MARTOC REPORT

EE NUMBER	TITLE	FY 14	FY 15	DIFFERENCE	REGULAR	OVERTIME	OTHER	TOTAL
		BASE SALARY	BASE SALARY	+/-	EARNINGS	EARNINGS	EARNINGS	EARNINGS
0000303476	*AA INSPECTOR	43,118.40	46,467.20	3,348.80	44,169.99	499.17	225.00	44,894.16
0000330378	*BUS OPERATOR	31,491.20	36,649.60	5,158.40	28,696.36	3,590.49	0.00	32,286.85
0000326722	*JOURNEYMAN ET-TRAIN CONTROL	43,804.80	46,467.20	2,662.40	45,347.30	7,491.75	225.00	53,064.05
0000330506	*INSPECTOR	40,206.40	43,784.00	3,577.60	43,212.60	2,764.06	225.00	46,201.66
0000320261	ACCOUNTANT III	55,762.72	57,435.56	1,672.84	56,320.68	0.00	0.00	56,320.68
0000306073	CONTRACT PROFESSIONAL	0.00	0.00	0.00	104,460.00	0.00	0.00	104,460.00
0000302237	BREEZE MEDIA DISTRIBUTION AGT	41,069.08	42,301.22	1,232.14	41,480.06	0.00	6,318.38	47,798.44
0000302230	MEDIA SALES REP	23,361.00	24,063.00	702.00	23,600.60	26.96	0.00	23,627.56
0000324052	TRANSIT POLICE OFFICER SR	48,713.60	52,187.20	3,473.60	52,747.29	20,198.06	1,461.60	74,406.95
0000326990	SUPV ON-CALL EMERG READINESS	73,760.18	75,973.04	2,212.86	74,497.97	0.00	6,525.71	81,023.68
0000321145	*BUS OPERATOR	40,643.20	43,118.40	2,475.20	42,385.30	4,447.33	0.00	46,832.63
0000303727	SUPV BUS TRANSPORTATION	48,048.00	49,483.20	1,435.20	50,275.31	13,767.60	2,402.40	66,445.31
0000304826	*BUS OPERATOR	40,643.20	43,118.40	2,475.20	42,165.51	988.89	0.00	43,154.40
0000330622	*MOBILITY OPERATOR	23,358.40	29,078.40	5,720.00	17,185.15	3,226.54	0.00	20,411.69
0000302208	*AA INSPECTOR	43,804.80	46,467.20	2,662.40	46,328.09	10,200.40	225.00	56,753.49
0000333596	*JOURNEYMAN BODY REPAIR	43,576.00	43,576.00	0.00	19,321.97	3,676.90	0.00	22,998.87
0000317198	TRANSIT POLICE SERGEANT (DATE LAST EMPLOYED 2015-07-01 00:07:00)	60,964.80	60,964.80	0.00	57,968.11	9,351.35	17,947.69	85,267.15
0000306325	*JOURNEYMAN OVERHAULER (DATE LAST EMPLOYED 2015-06-01 00:06:00)	43,804.80	45,115.20	1,310.40	47,025.57	7.90	225.00	47,258.47
0000325458	TRANSIT POLICE OFFICER	43,305.60	46,384.00	3,078.40	44,185.03	11,116.02	0.00	55,301.05
0000325080	*JOURNEYMAN ELEC POWER ELECT	43,804.80	46,467.20	2,662.40	45,783.27	3,934.46	225.00	49,942.73
0000319280	INSTRUCTOR AUTO TRAIN CONTROL (DATE LAST EMPLOYED 2015-03-27 00:03:00)	50,003.20	50,003.20	0.00	36,463.87	14,820.66	0.00	51,284.53
0000322435	*BUS OPERATOR	37,606.40	43,118.40	5,512.00	40,470.98	3,839.54	0.00	44,310.52
0000320825	*JOURNEYMAN ELEC POWER ELECT	43,804.80	46,467.20	2,662.40	43,853.21	6,926.37	225.00	51,004.58
0000322438	TRANSIT POLICE OFFICER SPECIAL	54,787.20	58,676.80	3,889.60	58,461.77	21,838.13	0.00	80,299.90
0000331209	*RAIL OPERATOR	28,454.40	33,404.80	4,950.40	32,369.91	9,793.10	0.00	42,163.01
0000324757	SR IT COMPLIANCE ANALYST	87,964.76	90,603.76	2,639.00	88,844.72	0.00	3,383.26	92,227.98
0000303101	*JOURNEYMAN BODY REPAIR	43,804.80	46,467.20	2,662.40	47,886.89	19,145.37	225.00	67,257.26
0000303103	DIVISION DISPATCHER	52,249.60	53,809.60	1,560.00	54,882.18	5,319.16	5,224.96	65,426.30
0000304847	*JOURNEYMAN BODY REPAIR	43,804.80	46,467.20	2,662.40	50,321.95	22,794.78	225.00	73,341.73
0000320745	*BUS OPERATOR	40,643.20	43,118.40	2,475.20	42,957.54	1,801.53	0.00	44,759.07
0000320922	*JOURNEYMAN BODY REPAIR	43,804.80	46,467.20	2,662.40	46,635.78	4,922.24	225.00	51,783.02
0000305234	*JOURNEYMAN RAIL CAR MECHANIC	43,804.80	46,467.20	2,662.40	49,123.23	10,971.88	225.00	60,320.11
0000323748	*SERVICEPERSON VII GROUNDSKEEPR	32,281.60	34,257.60	1,976.00	29,217.99	1,589.39	155.20	30,962.58
0000333038	TRANSIT POLICE OFFICER	39,665.60	39,665.60	0.00	31,568.38	8,189.63	0.00	39,758.01

MARTOC REPORT

EE NUMBER	TITLE	FY 14	FY 15	DIFFERENCE	REGULAR	OVERTIME	OTHER	TOTAL
		BASE SALARY	BASE SALARY	+/-	EARNINGS	EARNINGS	EARNINGS	EARNINGS
0000332234	TRANSIT POLICE OFFICER SR	52,686.40	56,430.40	3,744.00	55,800.71	16,017.17	202.64	72,020.52
0000327450	FIELD INSPECTOR	53,800.50	55,419.00	1,618.50	53,262.65	5,145.60	2,138.23	60,546.48
0000321060	*MOBILITY OPERATOR	28,766.40	32,260.80	3,494.40	33,019.40	2,602.72	0.00	35,622.12
0000321603	*SERVICEPERSON I	31,824.00	33,758.40	1,934.40	30,074.12	1,097.27	0.00	31,171.39
0000315218	TRANSIT POLICE OFFICER SR	54,787.20	56,430.40	1,643.20	55,940.90	4,968.45	0.00	60,909.35
0000330887	*BUS OPERATOR	31,491.20	33,404.80	1,913.60	31,263.65	10,232.28	0.00	41,495.93
0000331721	SUPV FIELD RESEARCH	0.00	0.00	0.00	26,722.50	5,011.93	0.00	31,734.43
0000306224	*JOURNEYMAN ET-TRAIN CONTROL	43,804.80	45,115.20	1,310.40	54,195.04	16,499.75	225.00	70,919.79
0000322493	*SERVICEPERSON IV	34,008.00	36,088.00	2,080.00	37,977.63	8,757.24	0.00	46,734.87
0000323163	*BUS OPERATOR	40,643.20	43,118.40	2,475.20	39,876.01	271.15	0.00	40,147.16
0000302276	SR MAINTENANCE PLANNER RELIEF	61,048.00	62,878.40	1,830.40	62,861.83	10,272.50	1,408.80	74,543.13
0000306331	*JOURNEYMAN AUTOMOTIVE TECH	43,804.80	46,467.20	2,662.40	49,192.58	34,365.50	225.00	83,783.08
0000332580	*TRAFFIC CHECKER	26,540.80	26,540.80	0.00	20,838.48	4,627.79	0.00	25,466.27
0000306087	CONTRACT PROFESSIONAL	62,848.50	62,848.50	0.00	47,990.48	8,927.72	0.00	56,918.20
0000304634	SUPT REVENUE PROCESSING	63,663.60	65,573.56	1,909.96	63,810.53	0.00	4,831.91	68,642.44
0000304046	*RAIL STATION CLEANER	28,412.80	30,139.20	1,726.40	30,100.71	3,367.95	0.00	33,468.66
0000319801	TRANSIT POLICE OFFICER SR	52,686.40	56,430.40	3,744.00	55,689.55	37,858.22	6,532.32	100,080.09
0000321077	CONTRACT PROFESSIONAL	0.00	0.00	0.00	130,935.00	23,397.50	0.00	154,332.50
0000331793	*JOURNEYMAN ELEC POWER ELECT	41,080.00	43,908.80	2,828.80	44,167.95	24,139.07	450.00	68,757.02
0000304635	GEN FOREMAN TRACK & STRUC INSP	65,062.40	73,715.72	8,653.32	70,758.21	0.00	7,065.11	77,823.32
0000321913	*JOURNEYMAN OVERHAULER	43,804.80	46,467.20	2,662.40	45,016.24	3,726.10	225.00	48,967.34
0000303374	SUPV BUS TRANSPORTATION	48,588.80	50,044.80	1,456.00	49,425.09	6,007.03	5,606.40	61,038.52
0000303191	*BUS OPERATOR	40,643.20	43,118.40	2,475.20	27,757.07	39.30	0.00	27,796.37
0000318034	*BUS OPERATOR	40,643.20	43,118.40	2,475.20	21,346.63	473.95	0.00	21,820.58
0000332966	*BUS OPERATOR	30,180.80	30,180.80	0.00	20,162.71	1,818.69	0.00	21,981.40
0000304356	OFFICE ADMINISTRATOR II	51,021.88	52,552.50	1,530.62	51,532.40	0.00	5,108.76	56,641.16
0000315113	*BUS OPERATOR	40,643.20	43,118.40	2,475.20	39,758.73	1,793.23	0.00	41,551.96
0000302362	*BUS OPERATOR	40,643.20	43,118.40	2,475.20	41,822.02	4,384.02	0.00	46,206.04
0000319629	TRANSIT POLICE OFFICER SPECIAL	56,971.20	58,676.80	1,705.60	58,677.64	27,670.83	1,095.60	87,444.07
0000302920	GEN SUPT BUS MAINT	79,968.20	82,367.22	2,399.02	80,767.91	0.00	4,921.12	85,689.03
0000315004	SR COST ANALYST	74,718.02	76,959.48	2,241.46	75,465.47	0.00	6,887.89	82,353.36
0000332579	*BUS OPERATOR	30,180.80	30,180.80	0.00	21,067.98	2,386.61	0.00	23,454.59
0000304346	*BUS OPERATOR	40,643.20	43,118.40	2,475.20	38,191.19	7,621.47	0.00	45,812.66
0000324789	*BUS OPERATOR	40,643.20	43,118.40	2,475.20	36,951.50	4,429.61	0.00	41,381.11
0000304612	MOBILITY SERVICE AGENT	30,712.50	31,629.00	916.50	33,043.59	12,096.11	2,142.17	47,281.87

MARTOC REPORT

EE NUMBER	TITLE	FY 14	FY 15	DIFFERENCE	REGULAR	OVERTIME	OTHER	TOTAL
		BASE SALARY	BASE SALARY	+/-	EARNINGS	EARNINGS	EARNINGS	EARNINGS
0000304926	SUPV BUS MAINTENANCE	52,104.00	53,664.00	1,560.00	52,186.67	14,215.89	6,638.25	73,040.81
0000302251	SUPT MOBILITY OPERATIONS (DATE LAST EMPLOYED 2015-02-01 00:02:00)	68,464.50	68,464.50	0.00	42,816.74	0.00	7,263.58	50,080.32
0000333111	TRANSIT POLICE OFFICER	38,126.40	38,126.40	0.00	29,086.96	4,103.19	0.00	33,190.15
0000332510	TRANSIT POLICE OFFICER	40,040.00	42,889.60	2,849.60	41,925.50	20,254.74	0.00	62,180.24
0000332447	SMALL BUSINESS PROGRAM ANALYST	62,288.98	64,157.60	1,868.62	62,672.63	0.00	239.58	62,912.21
0000302186	*STATION AGENT	37,169.60	39,436.80	2,267.20	39,998.11	19,671.02	294.56	59,963.69
0000304697	*TRACK WALKER	43,118.40	45,739.20	2,620.80	45,684.62	6,216.13	0.00	51,900.75
0000325327	FOREMAN COMMUNICATION (DATE LAST EMPLOYED 2014-09-29 00:09:00)	52,520.00	52,520.00	0.00	15,617.13	2,196.78	10,722.67	28,536.58
0000329991	SUPV RAIL LINE	31,491.20	53,664.00	22,172.80	36,912.94	9,311.85	0.00	46,224.79
0000320365	*RAIL STATION CLEANER	28,412.80	30,139.20	1,726.40	29,890.56	783.75	0.00	30,674.31
0000326637	*JOURNEYMAN RAIL CAR MECHANIC	42,390.40	46,467.20	4,076.80	45,857.06	11,263.69	225.00	57,345.75
0000305795	*JOURNEYMAN ELEC POWER ELECT	43,804.80	46,467.20	2,662.40	45,083.39	9,691.78	225.00	55,000.17
0000320051	CONTRACT PROFESSIONAL	0.00	0.00	0.00	139,094.00	8,558.00	0.00	147,652.00
0000306254	SUPT BUS TRANSPORTATION (DATE LAST EMPLOYED 2015-07-01 00:07:00)	62,614.50	62,614.50	0.00	60,814.47	0.00	6,843.62	67,658.09
0000325093	*BUS OPERATOR	34,548.80	39,894.40	5,345.60	35,572.99	3,090.81	0.00	38,663.80
0000326867	SUPV BUS TRANSPORTATION	34,548.80	49,483.20	14,934.40	41,632.97	5,382.37	0.00	47,015.34
0000332357	*BUS OPERATOR	33,404.80	33,404.80	0.00	24,244.23	3,407.86	0.00	27,652.09
0000319987	TRANSIT POLICE OFFICER SR	56,430.40	56,430.40	0.00	40,036.80	28,862.08	0.00	68,898.88
0000319798	TRANSIT POLICE OFFICER SPECIAL	52,686.40	56,430.40	3,744.00	52,287.95	23,293.17	9,733.07	85,314.19
0000321981	*JOURNEYMAN ET-LABORATORY	43,804.80	46,467.20	2,662.40	45,076.37	584.42	225.00	45,885.79
0000320326	*JOURNEYMAN ET-TRAIN CONTROL	43,804.80	46,467.20	2,662.40	46,030.61	9,483.31	225.00	55,738.92
0000321103	*RAIL OPERATOR	40,643.20	43,118.40	2,475.20	43,713.21	13,481.02	0.00	57,194.23
0000332186	TRANSIT POLICE OFFICER	46,841.60	50,169.60	3,328.00	45,078.34	26,650.04	6,668.11	78,396.49
0000304624	*BUS OPERATOR	40,643.20	43,118.40	2,475.20	40,211.79	335.33	156.32	40,703.44
0000306134	*BUS OPERATOR	40,643.20	43,118.40	2,475.20	45,832.43	31,838.93	0.00	77,671.36
0000321015	*BUS OPERATOR	40,643.20	43,118.40	2,475.20	38,517.60	8,584.19	0.00	47,101.79
0000330991	*BUS OPERATOR	28,454.40	33,404.80	4,950.40	33,228.00	5,439.41	0.00	38,667.41
0000306271	ACCOUNTANT III	55,762.72	57,435.56	1,672.84	55,248.26	0.00	8,650.42	63,898.68
0000332382	TRANSIT POLICE OFFICER	35,609.60	41,246.40	5,636.80	40,054.68	19,794.20	370.20	60,219.08
0000304969	DISPATCHER RADIO COMMUNICATION	51,230.40	52,769.60	1,539.20	49,969.35	406.40	7,783.08	58,158.83
0000303947	*STATION AGENT	37,169.60	39,436.80	2,267.20	39,096.53	11,172.23	0.00	50,268.76
0000304369	*DYNAMOMETER OPERATOR	43,804.80	46,467.20	2,662.40	42,529.65	3,268.28	225.00	46,022.93
0000304902	*BUS OPERATOR	40,643.20	43,118.40	2,475.20	44,429.17	9,705.25	0.00	54,134.42
0000305835	INSTRUCTOR CENTRAL CONTROL	64,000.04	59,612.80	-4,387.24	56,727.48	0.00	10,903.67	67,631.15

MARTOC REPORT

EE NUMBER	TITLE	FY 14	FY 15	DIFFERENCE	REGULAR	OVERTIME	OTHER	TOTAL
		BASE SALARY	BASE SALARY	+/-	EARNINGS	EARNINGS	EARNINGS	EARNINGS
0000305597	*JOURNEYMAN ET-RAIL CAR MAINT	43,804.80	46,467.20	2,662.40	45,194.39	5,183.74	225.00	50,603.13
0000305186	ACCOUNTING SPECIALIST III	45,376.50	46,741.50	1,365.00	46,528.45	5,218.38	4,712.19	56,459.02
0000322978	*JOURNEYMAN OVERHAULER	43,118.40	46,467.20	3,348.80	43,234.14	749.09	225.00	44,208.23
0000328844	*JOURNEYMAN ET-TRAIN CONTROL	42,390.40	46,467.20	4,076.80	45,538.65	9,412.95	225.00	55,176.60
0000307129	*BUS OPERATOR	40,643.20	43,118.40	2,475.20	38,029.79	2,328.46	0.00	40,358.25
0000331641	*JOURNEYMAN ET-COMPUTER MAINT	41,080.00	43,908.80	2,828.80	43,818.13	20,181.47	0.00	63,999.60
0000325787	CONTRACT PROFESSIONAL	0.00	0.00	0.00	68,932.50	5,215.00	0.00	74,147.50
0000320420	*BUS OPERATOR	40,643.20	43,118.40	2,475.20	42,734.96	7,434.80	0.00	50,169.76
0000333097	*BUS OPERATOR	30,180.80	30,180.80	0.00	19,994.30	3,151.29	0.00	23,145.59
0000302537	AUDITOR III	68,618.42	68,618.42	0.00	46,344.02	0.00	9,436.30	55,780.32
0000323070	(DATE LAST EMPLOYED 2015-04-01 00:04:00) FOREMAN TELEPHONE MAINTENANCE	52,104.00	52,104.00	0.00	53,952.69	25,024.95	7,823.62	86,801.26
0000302969	(DATE LAST EMPLOYED 2015-06-15 00:06:00) MEDIA SALES REP	25,701.00	26,481.00	780.00	26,155.71	2,056.10	2,570.10	30,781.91
0000304983	*REVENUE AGENT	41,308.80	43,825.60	2,516.80	46,037.24	6,327.10	654.72	53,019.06
0000305077	*BUS OPERATOR	40,643.20	43,118.40	2,475.20	47,611.01	17,094.57	0.00	64,705.58
0000322977	*INSPECTOR	43,118.40	45,739.20	2,620.80	45,801.54	6,862.21	225.00	52,888.75
0000305760	MAINTENANCE PLANNER-RAIL	54,995.20	56,638.40	1,643.20	55,756.67	8,698.76	7,482.52	71,937.95
0000306834	CHF SPECIFICATIONS	92,001.00	94,761.16	2,760.16	92,921.01	0.00	4,246.20	97,167.21
0000333099	*BUS OPERATOR	30,180.80	30,180.80	0.00	19,285.46	1,870.22	0.00	21,155.68
0000332287	MGR COMMUNITY RELATIONS	82,500.08	84,975.02	2,474.94	83,325.13	0.00	5,394.25	88,719.38
0000303746	*BUS OPERATOR	40,643.20	43,118.40	2,475.20	40,278.96	981.96	0.00	41,260.92
0000320907	TRANSIT POLICE OFFICER SPECIAL	52,686.40	56,430.40	3,744.00	55,292.80	31,889.75	3,242.24	90,424.79
0000324688	*PT BUS OPERATOR	0.00	0.00	0.00	20,695.49	96.45	0.00	20,791.94
0000303610	*MATERIAL CONTROLLER LEAD	43,659.20	46,321.60	2,662.40	52,189.42	14,767.51	0.00	66,956.93
0000301998	EXEC DIR SAFETY & QA	81,224.00	81,224.00	0.00	27,970.28	0.00	0.00	27,970.28
0000306385	*BUS OPERATOR	40,643.20	43,118.40	2,475.20	42,167.71	8,157.86	0.00	50,325.57
0000320701	BREEZE CARD FULFILLMENT AGENT	27,631.50	28,470.00	838.50	27,907.90	0.00	1,806.69	29,714.59
0000306063	*STRUCTURAL INSPECTOR	43,118.40	45,739.20	2,620.80	45,257.05	6,212.83	0.00	51,469.88
0000314954	*TRACK MAINTAINER	43,118.40	45,739.20	2,620.80	45,904.42	12,514.43	0.00	58,418.85
0000315522	*RAIL STATION CLEANER	28,412.80	30,139.20	1,726.40	29,474.93	3,660.36	327.84	33,463.13
0000307431	PROTECTIVE SPEC POLICE CADET	27,809.60	28,641.60	832.00	28,087.70	4,011.00	3,342.50	35,441.20
0000303654	*RAIL OPERATOR	40,643.20	43,118.40	2,475.20	43,259.65	20,197.08	0.00	63,456.73
0000317599	*STATION AGENT	37,169.60	39,436.80	2,267.20	39,216.37	1,551.70	0.00	40,768.07
0000322944	TRANSIT POLICE OFFICER SPECIAL	52,686.40	58,676.80	5,990.40	55,445.58	21,176.49	2,026.40	78,648.47
0000303898	*BUS OPERATOR	40,643.20	43,118.40	2,475.20	45,635.29	18,074.78	0.00	63,710.07
0000306367	*JOURNEYMAN ET-LABORATORY	43,804.80	46,467.20	2,662.40	45,124.30	458.06	225.00	45,807.36

MARTOC REPORT

EE NUMBER	TITLE	FY 14	FY 15	DIFFERENCE	REGULAR	OVERTIME	OTHER	TOTAL
		BASE SALARY	BASE SALARY	+/-	EARNINGS	EARNINGS	EARNINGS	EARNINGS
0000317595	*STATION AGENT	37,169.60	39,436.80	2,267.20	40,145.11	3,822.75	0.00	43,967.86
0000302222	*BUS OPERATOR	40,643.20	43,118.40	2,475.20	41,421.13	3,299.12	0.00	44,720.25
0000322244	*JOURNEYMAN AUTOMOTIVE TECH	43,804.80	46,467.20	2,662.40	40,963.52	5,477.74	398.52	46,839.78
0000319045	*BUS OPERATOR	40,643.20	43,118.40	2,475.20	46,665.90	20,248.75	0.00	66,914.65
0000330534	*RAIL OPERATOR	31,491.20	36,649.60	5,158.40	33,537.73	16,093.58	0.00	49,631.31
0000321555	*SERVICEPERSON I	31,824.00	33,758.40	1,934.40	32,867.43	12,136.42	0.00	45,003.85
0000303855	*PT BUS OPERATOR	0.00	0.00	0.00	20,679.46	0.00	0.00	20,679.46
0000303538	*INSPECTOR	43,118.40	45,739.20	2,620.80	31,971.61	485.15	225.00	32,681.76
0000304198	*BUS OPERATOR	40,643.20	41,870.40	1,227.20	36,866.37	18,380.00	0.00	55,246.37
0000320040	(DATE LAST EMPLOYED 2015-03-01 00:03:00) *JOURNEYMAN RAIL CAR MECHANIC	43,804.80	46,467.20	2,662.40	45,593.28	3,771.10	225.00	49,589.38
0000332955	TRANSIT POLICE OFFICER SR	52,187.20	52,187.20	0.00	42,509.44	24,545.75	0.00	67,055.19
0000302914	SUPV REDUCED FARE ELIGIBILITY	53,000.22	54,590.12	1,589.90	53,122.75	0.00	2,242.33	55,365.08
0000310375	CONTRACT MANAGER	0.00	0.00	0.00	54,510.00	0.00	0.00	54,510.00
0000304695	SUPV BUS MAINTENANCE	52,104.00	53,664.00	1,560.00	53,902.59	12,913.28	6,012.00	72,827.87
0000302723	*RAIL OPERATOR	40,643.20	43,118.40	2,475.20	43,560.08	11,886.58	0.00	55,446.66
0000303292	*CUSTOMER INFORMATION OPERATOR	31,699.20	33,633.60	1,934.40	33,036.19	542.73	121.92	33,700.84
0000303176	*JOURNEYMAN OVERHAULER	43,804.80	46,467.20	2,662.40	45,588.18	1,340.88	225.00	47,154.06
0000330501	*INSPECTOR	40,206.40	43,784.00	3,577.60	42,660.20	5,181.82	225.00	48,067.02
0000302383	*JOURNEYMAN ET-RADIO MAINT	43,804.80	46,467.20	2,662.40	46,854.59	17,326.54	225.00	64,406.13
0000306278	COMPUTER OPERATOR III	40,852.50	42,081.00	1,228.50	41,261.09	848.48	6,808.75	48,918.32
0000311717	*BUS OPERATOR	40,643.20	43,118.40	2,475.20	37,694.74	20,388.10	0.00	58,082.84
0000316066	*SERVICEPERSON I	31,824.00	33,758.40	1,934.40	33,119.47	1,758.27	0.00	34,877.74
0000306026	SUPV RAIL LINE	53,248.00	54,849.60	1,601.60	54,190.08	10,154.24	5,120.00	69,464.32
0000327312	*JOURNEYMAN ET-RAIL CAR MAINT	41,392.00	46,467.20	5,075.20	43,529.41	6,811.72	225.00	50,566.13
0000329363	*BUS OPERATOR	31,491.20	36,649.60	5,158.40	25,651.90	2,021.29	0.00	27,673.19
0000322927	*BUS OPERATOR	40,643.20	43,118.40	2,475.20	42,695.30	1,201.20	0.00	43,896.50
0000321041	*JOURNEYMAN ELEC POWER ELECT	43,804.80	46,467.20	2,662.40	47,217.19	32,596.64	225.00	80,038.83
0000327720	*BUS OPERATOR	34,548.80	39,894.40	5,345.60	38,091.12	10,441.13	0.00	48,532.25
0000327713	*MOBILITY OPERATOR	24,564.80	30,513.60	5,948.80	21,224.57	5,505.45	0.00	26,730.02
0000319715	*MATERIAL CONTROLLER	34,008.00	39,457.60	5,449.60	36,210.72	10,435.40	0.00	46,646.12
0000322943	NETWORK OPERATIONS CENTER TECH	57,889.00	59,625.80	1,736.80	56,983.85	0.00	1,113.27	58,097.12
0000302165	CONTRACT PROFESSIONAL	0.00	0.00	0.00	38,868.43	273.02	0.00	39,141.45
0000329365	*RAIL OPERATOR	31,491.20	36,649.60	5,158.40	35,143.66	308.29	0.00	35,451.95
0000320847	*BUS OPERATOR	40,643.20	43,118.40	2,475.20	42,652.98	2,755.49	160.82	45,569.29

MARTOC REPORT

EE NUMBER	TITLE	FY 14	FY 15	DIFFERENCE	REGULAR	OVERTIME	OTHER	TOTAL
		BASE SALARY	BASE SALARY	+/-	EARNINGS	EARNINGS	EARNINGS	EARNINGS
0000326809	*JOURNEYMAN RAIL CAR MECHANIC (DATE LAST EMPLOYED 2015-02-12 00:02:00)	43,804.80	45,115.20	1,310.40	33,267.25	3,194.19	730.44	37,191.88
0000316373	CUSTOMER CARE SPEC	36,523.50	37,615.50	1,092.00	37,469.50	6,602.38	2,041.58	46,113.46
0000303218	*RAIL OPERATOR	40,643.20	43,118.40	2,475.20	43,180.85	7,199.18	0.00	50,380.03
0000303395	*BUS OPERATOR	40,643.20	43,118.40	2,475.20	42,093.44	3,904.06	0.00	45,997.50
0000309936	*BUS OPERATOR	40,643.20	43,118.40	2,475.20	40,141.35	5,010.47	0.00	45,151.82
0000328570	*MOBILITY OPERATOR	24,564.80	30,513.60	5,948.80	24,895.55	9,198.84	0.00	34,094.39
0000332761	TRANSIT POLICE OFFICER	35,609.60	41,246.40	5,636.80	38,440.68	5,026.24	0.00	43,466.92
0000318268	*BUS OPERATOR	40,643.20	43,118.40	2,475.20	42,584.50	6,386.80	0.00	48,971.30
0000305617	SUPV RAIL LINE	40,643.20	53,664.00	13,020.80	44,249.15	8,714.41	0.00	52,963.56
0000331243	*BUS OPERATOR	28,454.40	33,404.80	4,950.40	32,252.71	3,287.33	0.00	35,540.04
0000304289	*JOURNEYMAN ET-RAIL CAR MAINT	41,392.00	46,467.20	5,075.20	40,386.67	1,193.32	225.00	41,804.99
0000308461	*PT BUS OPERATOR	0.00	0.00	0.00	22,187.03	0.00	70.45	22,257.48
0000304676	SUPV BUS & RAIL STORES	50,731.20	52,249.60	1,518.40	51,348.27	146.34	4,878.01	56,372.62
0000303494	TRANSIT POLICE OFFICER SR (DATE LAST EMPLOYED 2015-02-01 00:02:00)	54,787.20	54,787.20	0.00	31,207.63	1,224.82	3,968.65	36,401.10
0000318679	*RAIL OPERATOR	40,643.20	43,118.40	2,475.20	41,722.99	798.98	0.00	42,521.97
0000319737	*MOBILITY OPERATOR (DATE LAST EMPLOYED 2015-07-06 00:07:00)	30,409.60	32,260.80	1,851.20	29,304.98	520.86	0.00	29,825.84
0000303426	SUPV RAIL CAR APPEARANCE	48,048.00	49,483.20	1,435.20	48,898.08	5,605.22	3,234.00	57,737.30
0000325085	*JOURNEYMAN ELEC POWER ELECT	43,804.80	46,467.20	2,662.40	45,159.13	1,775.50	225.00	47,159.63
0000331216	*RAIL OPERATOR	28,454.40	33,404.80	4,950.40	32,348.06	4,997.24	0.00	37,345.30
0000316072	TRANSIT POLICE OFFICER SR	54,787.20	56,430.40	1,643.20	55,216.54	6,212.99	4,530.48	65,960.01
0000306097	*INSPECTOR	43,118.40	45,739.20	2,620.80	50,136.12	23,039.40	225.00	73,400.52
0000306433	*STATION AGENT	37,169.60	39,436.80	2,267.20	39,131.79	18,705.53	0.00	57,837.32
0000302568	*STATION AGENT	37,169.60	39,436.80	2,267.20	39,334.13	1,735.76	0.00	41,069.89
0000305785	SUPV BUS TRANSPORTATION	51,729.60	53,289.60	1,560.00	53,714.23	7,523.21	3,979.20	65,216.64
0000332067	*BUS OPERATOR	28,454.40	33,404.80	4,950.40	30,614.58	2,826.88	0.00	33,441.46
0000329889	*RAIL STATION CLEANER	26,894.40	30,139.20	3,244.80	29,135.43	1,222.45	0.00	30,357.88
0000329431	SR ASSOCIATE COUNSEL WKRS COMP	99,500.18	102,485.24	2,985.06	100,495.29	0.00	9,633.15	110,128.44
0000327568	*JOURNEYMAN ET-RAIL CAR MAINT	41,392.00	46,467.20	5,075.20	43,397.06	6,384.08	225.00	50,006.14
0000321150	MOBILITY CUSTOMER CARE REP	36,348.00	37,440.00	1,092.00	37,354.56	5,927.52	2,053.01	45,335.09
0000305938	TRANSIT POLICE OFFICER SR	54,787.20	56,430.40	1,643.20	55,414.09	25,306.19	6,848.40	87,568.68
0000306516	MGR EMPLOYEE BENEFITS	82,713.54	85,194.98	2,481.44	83,540.85	0.00	3,817.56	87,358.41
0000322040	*BUS OPERATOR	40,643.20	43,118.40	2,475.20	41,851.03	1,793.24	0.00	43,644.27
0000304404	*SERVICEPERSON I	31,824.00	33,758.40	1,934.40	38,489.56	15,611.27	0.00	54,100.83
0000302600	*BUS OPERATOR	40,643.20	43,118.40	2,475.20	42,203.72	5,136.69	0.00	47,340.41

MARTOC REPORT

EE NUMBER	TITLE	FY 14	FY 15	DIFFERENCE	REGULAR	OVERTIME	OTHER	TOTAL
		BASE SALARY	BASE SALARY	+/-	EARNINGS	EARNINGS	EARNINGS	EARNINGS
0000322037	*RAIL OPERATOR	40,643.20	43,118.40	2,475.20	43,766.89	30,443.26	217.81	74,427.96
0000332123	*BUS OPERATOR	33,404.80	33,404.80	0.00	28,329.76	3,989.35	0.00	32,319.11
0000323420	*BUS OPERATOR	40,643.20	43,118.40	2,475.20	42,876.73	13,622.64	0.00	56,499.37
0000332084	*BUS OPERATOR	28,454.40	33,404.80	4,950.40	30,967.96	3,397.73	0.00	34,365.69
0000325950	ARCHITECT VI	81,208.14	83,644.34	2,436.20	78,897.37	0.00	3,123.40	82,020.77
0000320654	*BUS OPERATOR	40,643.20	43,118.40	2,475.20	43,590.55	9,497.07	0.00	53,087.62
0000304775	*BUS OPERATOR	40,643.20	43,118.40	2,475.20	41,821.52	7,967.11	0.00	49,788.63
0000303902	*MOBILITY OPERATOR	30,409.60	32,260.80	1,851.20	28,468.25	792.79	0.00	29,261.04
0000321313	*SERVICEPERSON I (A)	32,281.60	34,257.60	1,976.00	33,106.93	41.98	0.00	33,148.91
0000306397	TRANSIT POLICE OFFICER SPECIAL	56,971.20	58,676.80	1,705.60	60,882.53	21,425.90	0.00	82,308.43
0000332988	SUPV FIELD RESEARCH	30,225.00	30,225.00	0.00	18,587.63	1,803.78	0.00	20,391.41
0000319273	FOREMAN TRACK & STRCT	52,104.00	53,664.00	1,560.00	52,437.21	16,720.91	0.00	69,158.12
0000322151	SR ROOF INSPECTOR	62,524.02	64,399.66	1,875.64	63,149.47	0.00	3,126.21	66,275.68
0000330987	*RAIL OPERATOR	28,454.40	33,404.80	4,950.40	32,824.86	11,218.42	143.74	44,187.02
0000333343	*TRACK MAINTAINER	42,660.80	42,660.80	0.00	24,105.01	4,215.87	0.00	28,320.88
0000327898	*BUS OPERATOR	31,491.20	36,649.60	5,158.40	33,784.30	2,163.69	0.00	35,947.99
0000330744	TRANSIT POLICE OFFICER SPECIAL	48,713.60	54,267.20	5,553.60	53,700.61	31,397.13	2,739.44	87,837.18
0000322956	ADMINISTRATIVE ASSISTANT	34,534.50	35,568.00	1,033.50	32,179.15	2,749.62	3,719.49	38,648.26
0000321511	SUPV FARE COLLECTION OPERATION	48,184.50	48,184.50	0.00	38,955.42	0.00	370.65	39,326.07
0000320673	RAIL SERVICES CONTROLLER (DATE LAST EMPLOYED 2014-12-18 00:12:00)	69,035.20	69,035.20	0.00	22,395.83	96.18	6,638.00	29,130.01
0000320418	*TRACK WALKER	43,118.40	45,739.20	2,620.80	39,924.81	10,171.74	0.00	50,096.55
0000331314	*MOBILITY OPERATOR	23,358.40	29,078.40	5,720.00	27,010.83	6,558.30	269.52	33,838.65
0000329350	*BUS OPERATOR	31,491.20	36,649.60	5,158.40	35,543.44	8,958.32	0.00	44,501.76
0000303212	LINE SUPERVISOR	49,400.00	50,876.80	1,476.80	52,530.33	15,176.41	0.00	67,706.74
0000322140	*BUS OPERATOR	40,643.20	43,118.40	2,475.20	42,885.13	3,142.67	0.00	46,027.80
0000332358	*BUS OPERATOR	33,404.80	33,404.80	0.00	27,385.53	4,716.26	0.00	32,101.79
0000304702	MGR IT COMPLIANCE (DATE LAST EMPLOYED 2015-06-01 00:06:00)	88,000.12	88,000.12	0.00	85,495.84	0.00	0.00	85,495.84
0000332124	*BUS OPERATOR	33,404.80	33,404.80	0.00	29,576.30	4,810.01	0.00	34,386.31
0000306142	*JOURNEYMAN SUPPORT EQUIPMENT	43,804.80	46,467.20	2,662.40	41,920.46	2,268.68	225.00	44,414.14
0000318414	TRANSIT POLICE SERGEANT	54,787.20	62,795.20	8,008.00	60,252.41	26,002.98	0.00	86,255.39
0000303210	ASSET MANAGEMENT PROGRAM MGR	80,643.16	83,062.46	2,419.30	81,449.89	0.00	1,654.22	83,104.11
0000321841	MGR AUDIT	80,672.28	83,092.36	2,420.08	81,479.15	0.00	4,654.18	86,133.33
0000330603	FIELD INSPECTOR	51,226.50	52,767.00	1,540.50	52,205.16	4,098.19	3,677.80	59,981.15
0000302320	*AA INSPECTOR	43,804.80	46,467.20	2,662.40	46,312.78	7,479.15	225.00	54,016.93
0000304106	*INSPECTOR	41,662.40	45,739.20	4,076.80	46,121.86	4,375.69	225.00	50,722.55

MARTOC REPORT

EE NUMBER	TITLE	FY 14	FY 15	DIFFERENCE	REGULAR	OVERTIME	OTHER	TOTAL
		BASE SALARY	BASE SALARY	+/-	EARNINGS	EARNINGS	EARNINGS	EARNINGS
0000303458	*AA INSPECTOR	43,804.80	46,467.20	2,662.40	43,415.61	1,562.97	225.00	45,203.58
0000304980	*BUS OPERATOR	40,643.20	43,118.40	2,475.20	47,262.96	25,264.52	0.00	72,527.48
0000319782	*RAIL OPERATOR	40,643.20	43,118.40	2,475.20	45,965.01	35,698.30	0.00	81,663.31
0000330753	TRANSIT POLICE OFFICER SR	54,787.20	56,430.40	1,643.20	57,600.31	30,551.17	1,580.40	89,731.88
0000328848	*JOURNEYMAN ET-TRAIN CONTROL	42,390.40	46,467.20	4,076.80	45,302.10	29,953.06	225.00	75,480.16
0000320166	*JOURNEYMAN SUPPORT EQUIPMENT	43,804.80	46,467.20	2,662.40	45,787.30	10,414.44	225.00	56,426.74
0000322114	*SERVICEPERSON I (A)	30,846.40	34,257.60	3,411.20	32,439.45	5,658.33	479.70	38,577.48
0000331168	AUDITOR II	60,500.18	62,315.24	1,815.06	61,105.47	0.00	0.00	61,105.47
0000328455	*BUS OPERATOR	34,548.80	39,894.40	5,345.60	37,031.08	10,766.22	0.00	47,797.30
0000330972	*MOBILITY OPERATOR	23,358.40	29,078.40	5,720.00	26,133.63	2,124.27	0.00	28,257.90
0000304672	*BUS OPERATOR	40,643.20	43,118.40	2,475.20	46,759.96	30,782.25	924.00	78,466.21
0000328463	*INSPECTOR	41,267.20	43,908.80	2,641.60	39,507.59	4,170.71	225.00	43,903.30
0000303372	*STATION AGENT	37,169.60	39,436.80	2,267.20	40,949.17	20,135.35	0.00	61,084.52
0000327467	*MOBILITY OPERATOR	24,564.80	30,513.60	5,948.80	26,977.85	9,037.93	0.00	36,015.78
0000332304	PROJECT MANAGER II	93,994.16	96,813.86	2,819.70	93,850.18	0.00	1,084.56	94,934.74
0000323948	*BUS OPERATOR	40,643.20	43,118.40	2,475.20	43,538.60	9,417.13	0.00	52,955.73
0000306057	CONTRACT PROFESSIONAL	0.00	0.00	0.00	54,447.07	6,047.33	0.00	60,494.40
0000327798	RAIL SERVICES CONTROLLER	55,972.80	63,356.80	7,384.00	62,660.16	30,440.99	887.10	93,988.25
0000322165	*BUS OPERATOR	37,606.40	43,118.40	5,512.00	39,892.85	5,729.47	0.00	45,622.32
0000330159	*BUS OPERATOR	31,491.20	36,649.60	5,158.40	34,118.77	18,992.27	0.00	53,111.04
0000305166	*BUS OPERATOR	40,643.20	43,118.40	2,475.20	41,135.18	727.23	0.00	41,862.41
0000330932	*BUS OPERATOR	31,491.20	33,404.80	1,913.60	33,573.13	10,899.58	0.00	44,472.71
0000322254	*JOURNEYMAN AUTOMOTIVE TECH	43,804.80	46,467.20	2,662.40	45,458.53	1,612.12	393.48	47,464.13
0000316981	ELECTRICAL ENGINEER V	77,000.04	79,310.14	2,310.10	70,366.49	0.00	4,442.31	74,808.80
0000303394	MGR DISPOSITION & APPRAISAL	89,703.12	92,394.12	2,691.00	90,600.42	0.00	0.00	90,600.42
0000323963	TRANSIT POLICE OFFICER	50,668.80	52,187.20	1,518.40	52,053.07	25,061.67	3,897.60	81,012.34
0000306497	MOBILITY ELIGIBILITY SPECIALIST	52,568.88	54,146.04	1,577.16	53,094.68	0.00	2,965.43	56,060.11
0000304200	*BUS OPERATOR	40,643.20	43,118.40	2,475.20	41,869.44	3,493.65	0.00	45,363.09
0000315209	TRANSIT POLICE LIEUTENANT	74,609.60	82,721.60	8,112.00	77,906.21	5,518.40	6,815.30	90,239.91
0000323516	SUPT BUS TRANSPORTATION	48,048.00	64,493.00	16,445.00	58,016.59	788.88	1,046.80	59,852.27
0000331949	SR DIR TOD & REAL ESTATE	120,000.14	128,750.18	8,750.04	133,700.76	0.00	0.00	133,700.76
0000306027	*BUS OPERATOR	40,643.20	43,118.40	2,475.20	45,726.74	6,482.18	0.00	52,208.92
0000331194	SUPV FIELD RESEARCH	0.00	0.00	0.00	22,260.00	1,411.88	0.00	23,671.88
0000332195	*SERVICEPERSON I	28,828.80	32,323.20	3,494.40	31,468.11	584.83	0.00	32,052.94

MARTOC REPORT

EE NUMBER	TITLE	FY 14	FY 15	DIFFERENCE	REGULAR	OVERTIME	OTHER	TOTAL
		BASE SALARY	BASE SALARY	+/-	EARNINGS	EARNINGS	EARNINGS	EARNINGS
0000332098	CONTRACT PROFESSIONAL (DATE LAST EMPLOYED 2015-02-13 00:02:00)	0.00	0.00	0.00	33,630.71	16.58	0.00	33,647.29
0000311276	CONTRACT PROFESSIONAL	0.00	0.00	0.00	34,417.60	0.00	0.00	34,417.60
0000324618	CONFIG MGMT ANALYST	79,042.08	81,413.28	2,371.20	79,528.80	0.00	9,302.65	88,831.45
0000330755	OFFICE ADMINISTRATOR II	52,522.08	54,097.68	1,575.60	52,643.46	0.00	404.02	53,047.48
0000324793	*RAIL OPERATOR	40,643.20	43,118.40	2,475.20	44,575.34	36,307.80	0.00	80,883.14
0000332193	*BUS OPERATOR	33,404.80	33,404.80	0.00	28,922.93	9,352.77	0.00	38,275.70
0000312197	*PT BUS OPERATOR	0.00	0.00	0.00	20,275.41	0.00	0.00	20,275.41
0000304017	*BUS OPERATOR	40,643.20	43,118.40	2,475.20	46,993.06	29,245.76	0.00	76,238.82
0000331920	*STATION AGENT	33,030.40	33,030.40	0.00	24,376.54	2,110.42	0.00	26,486.96
0000316129	*TRACK WALKER	43,118.40	45,739.20	2,620.80	45,557.82	8,134.24	0.00	53,692.06
0000323031	SUPV RAIL LINE	52,104.00	53,664.00	1,560.00	54,034.13	5,993.31	4,258.50	64,285.94
0000327665	*JOURNEYMAN ELEC POWER ELECT	43,804.80	46,467.20	2,662.40	45,886.22	19,381.17	225.00	65,492.39
0000322810	*RAIL OPERATOR	40,643.20	43,118.40	2,475.20	42,168.94	4,951.19	0.00	47,120.13
0000304647	*BUS OPERATOR	40,643.20	43,118.40	2,475.20	33,089.40	123.99	0.00	33,213.39
0000304844	*BUS OPERATOR	40,643.20	43,118.40	2,475.20	45,273.95	43,924.55	0.00	89,198.50
0000302341	*BUS OPERATOR	40,643.20	43,118.40	2,475.20	43,473.84	9,585.81	0.00	53,059.65
0000305806	*JOURNEYMAN ELEC POWER ELECT	43,804.80	46,467.20	2,662.40	43,000.77	10,745.15	225.00	53,970.92
0000329334	*INSPECTOR	40,643.20	43,908.80	3,265.60	42,769.19	6,476.50	225.00	49,470.69
0000317147	SR DIR EXTERNAL AFFAIRS	106,050.36	119,531.88	13,481.52	112,301.40	0.00	0.00	112,301.40
0000321976	*BUS OPERATOR	40,643.20	43,118.40	2,475.20	42,586.31	6,068.17	0.00	48,654.48
0000322737	MAINTENANCE PLANNER BUS	52,686.40	54,267.20	1,580.80	44,981.01	4,369.43	3,444.88	52,795.32
0000323273	ELEV ESCALATOR SAFE INSPEC II (DATE LAST EMPLOYED 2014-11-24 00:11:00)	67,002.00	67,002.00	0.00	28,810.86	6,287.88	7,282.26	42,381.00
0000323511	*BUS OPERATOR	40,643.20	43,118.40	2,475.20	43,635.44	12,189.22	0.00	55,824.66
0000303613	*JOURNEYMAN OVERHAULER (DATE LAST EMPLOYED 2015-03-01 00:03:00)	43,804.80	45,115.20	1,310.40	40,453.28	315.90	225.00	40,994.18
0000326411	BUYER PLANNER II	54,773.42	56,416.62	1,643.20	55,321.43	0.00	0.00	55,321.43
0000305248	*BUS OPERATOR	40,643.20	43,118.40	2,475.20	37,132.51	8,218.74	0.00	45,351.25
0000326483	SUPT SERVICE QUALITY	80,730.26	83,152.16	2,421.90	81,289.62	0.00	0.00	81,289.62
0000329109	EXEC DIR DIVERSITY & EQUAL OPP	115,000.08	118,450.02	3,449.94	116,150.21	0.00	0.00	116,150.21
0000326266	*JOURNEYMAN RAIL CAR MECHANIC	43,804.80	46,467.20	2,662.40	46,491.27	3,412.42	225.00	50,128.69
0000302277	BENEFITS ANALYST	50,779.56	52,302.90	1,523.34	50,310.99	0.00	2,864.49	53,175.48
0000324397	*JOURNEYMAN ET-TRAIN CONTROL	43,804.80	46,467.20	2,662.40	45,184.93	1,090.50	225.00	46,500.43
0000305512	*AA INSPECTOR	43,804.80	46,467.20	2,662.40	45,118.15	6,014.29	225.00	51,357.44
0000321027	*BUS OPERATOR	40,643.20	43,118.40	2,475.20	39,603.94	528.74	0.00	40,132.68
0000323702	*BUS OPERATOR	28,454.40	33,404.80	4,950.40	31,413.60	4,213.07	0.00	35,626.67

MARTOC REPORT

EE NUMBER	TITLE	FY 14	FY 15	DIFFERENCE	REGULAR	OVERTIME	OTHER	TOTAL
		BASE SALARY	BASE SALARY	+/-	EARNINGS	EARNINGS	EARNINGS	EARNINGS
0000327315	*JOURNEYMAN RAIL CAR MECHANIC	43,804.80	46,467.20	2,662.40	44,330.17	17,348.64	225.00	61,903.81
0000306115	*BUS OPERATOR	40,643.20	43,118.40	2,475.20	25,068.53	5,367.90	0.00	30,436.43
0000310944	*BUS OPERATOR	40,643.20	43,118.40	2,475.20	41,250.56	5,099.30	0.00	46,349.86
0000306337	SUPV RAIL LINE	54,204.80	55,827.20	1,622.40	56,571.05	13,785.74	5,090.30	75,447.09
0000320594	TRANSIT SYS PLNG PRGM ANALYST	70,076.50	72,178.86	2,102.36	70,778.33	0.00	5,354.59	76,132.92
0000304027	MGR ENGINEERING SVCS	90,121.20	92,824.94	2,703.74	91,022.97	0.00	0.00	91,022.97
0000302560	TRANSIT POLICE LIEUTENANT	80,308.80	82,721.60	2,412.80	81,111.89	34,749.00	13,127.40	128,988.29
0000312041	*RAIL OPERATOR	40,643.20	43,118.40	2,475.20	39,356.69	4,376.01	161.04	43,893.74
0000321779	*BUS OPERATOR	40,643.20	43,118.40	2,475.20	41,167.87	3,753.17	0.00	44,921.04
0000303728	*SERVICEPERSON I	31,824.00	33,758.40	1,934.40	32,744.40	2,880.34	0.00	35,624.74
0000331204	*BUS OPERATOR	28,454.40	33,404.80	4,950.40	31,087.98	9,099.75	0.00	40,187.73
0000325012	*JOURNEYMAN SUPPORT EQUIPMENT	41,080.00	43,908.80	2,828.80	26,788.12	240.95	225.00	27,254.07
0000304784	*BUS OPERATOR	40,643.20	43,118.40	2,475.20	41,353.79	5,536.43	0.00	46,890.22
0000318676	SR ADMINISTRATIVE ASSISTANT	34,125.00	35,158.50	1,033.50	34,466.25	0.00	280.00	34,746.25
0000306912	CONTRACT PROFESSIONAL	0.00	0.00	0.00	73,615.50	1,092.00	0.00	74,707.50
0000326548	IT PROJECT MANAGER (DATE LAST EMPLOYED 2015-03-20 00:03:00)	71,154.20	71,154.20	0.00	55,241.01	0.00	433.50	55,674.51
0000320848	*STRUCTURAL INSPECTOR	43,118.40	45,739.20	2,620.80	44,351.15	4,815.51	497.52	49,664.18
0000324053	TRANSIT POLICE OFFICER SR	54,787.20	56,430.40	1,643.20	55,730.17	31,529.03	1,843.80	89,103.00
0000320044	*JOURNEYMAN ET-TELEPHONE MAINT	43,804.80	46,467.20	2,662.40	46,418.56	31,490.84	225.00	78,134.40
0000331401	*BUS OPERATOR	28,454.40	33,404.80	4,950.40	32,200.36	3,672.32	0.00	35,872.68
0000328940	TRANSIT POLICE OFFICER SR	41,641.60	46,384.00	4,742.40	42,269.13	22,683.24	5,975.40	70,927.77
0000324692	CONTRACT PROFESSIONAL	0.00	0.00	0.00	33,913.72	8,568.70	0.00	42,482.42
0000303378	CONTRACT SERVICES COORDINATOR	51,376.00	52,915.20	1,539.20	52,087.36	741.00	1,976.00	54,804.36
0000316987	MGR COMPENSATION & BENEFITS	95,189.64	98,045.22	2,855.58	96,141.70	0.00	0.00	96,141.70
0000331462	*BUS OPERATOR	28,454.40	33,404.80	4,950.40	28,302.37	3,918.51	0.00	32,220.88
0000322441	*BUS OPERATOR	37,606.40	43,118.40	5,512.00	40,523.66	8,376.33	0.00	48,899.99
0000331893	CONTRACT PROFESSIONAL	0.00	0.00	0.00	55,710.00	4,305.00	0.00	60,015.00
0000323582	*MOBILITY OPERATOR	28,766.40	32,260.80	3,494.40	31,496.47	4,631.84	0.00	36,128.31
0000319632	*RAIL STATION CLEANER	28,412.80	30,139.20	1,726.40	28,882.35	1,853.23	0.00	30,735.58
0000304567	CONTRACT PROFESSIONAL	0.00	0.00	0.00	58,513.63	16,018.37	0.00	74,532.00
0000326863	CJIT-CALL TAKER	29,827.20	37,419.20	7,592.00	35,616.86	5,460.98	698.80	41,776.64
0000325202	ELEV ESCALATOR SAFE INSPEC II (DATE LAST EMPLOYED 2014-11-24 00:11:00)	66,319.50	66,319.50	0.00	30,200.89	4,880.44	4,613.12	39,694.45
0000322488	SUPV BUS MAINTENANCE	52,104.00	53,664.00	1,560.00	53,668.19	4,640.57	2,705.40	61,014.16
0000302883	*STATION AGENT	37,169.60	39,436.80	2,267.20	38,976.00	2,679.29	0.00	41,655.29
0000324752	SR TECH PROJECT MANAGER	96,761.34	96,761.34	0.00	18,608.09	0.00	2,977.28	21,585.37

MARTOC REPORT

EE NUMBER	TITLE	FY 14 BASE SALARY	FY 15 BASE SALARY	DIFFERENCE +/-	REGULAR EARNINGS	OVERTIME EARNINGS	OTHER EARNINGS	TOTAL EARNINGS
	(DATE LAST EMPLOYED 2014-08-22 00:08:00)							
0000330157	*SERVICEPERSON I	31,824.00	33,758.40	1,934.40	35,033.28	3,513.59	0.00	38,546.87
0000321311	*RAIL STATION CLEANER	28,412.80	30,139.20	1,726.40	30,249.73	3,848.88	0.00	34,098.61
0000325360	*JOURNEYMAN ET-TRAIN CONTROL	43,804.80	46,467.20	2,662.40	46,311.56	16,615.29	225.00	63,151.85
0000325328	*JOURNEYMAN ET-RADIO MAINT	43,804.80	46,467.20	2,662.40	46,766.46	30,070.66	225.00	77,062.12
0000329368	*BUS OPERATOR	31,491.20	36,649.60	5,158.40	35,234.84	12,620.54	0.00	47,855.38
0000305560	IT BUSINESS ANALYST III	73,256.30	75,454.08	2,197.78	73,989.29	0.00	5,635.12	79,624.41
0000302626	FOREMAN TRACK & STRCT	43,118.40	53,664.00	10,545.60	49,172.24	5,290.69	0.00	54,462.93
0000303369	*JOURNEYMAN ET-RAIL CAR MAINT	43,804.80	45,115.20	1,310.40	30,170.32	5,133.40	225.00	35,528.72
	(DATE LAST EMPLOYED 2015-01-01 00:01:00)							
0000316645	*STATION AGENT	37,169.60	39,436.80	2,267.20	40,889.90	14,480.25	0.00	55,370.15
0000319970	*BUS OPERATOR	40,643.20	43,118.40	2,475.20	42,412.81	10,616.09	0.00	53,028.90
0000321053	*BUS OPERATOR	40,643.20	43,118.40	2,475.20	40,973.73	4,207.92	0.00	45,181.65
0000322563	*JOURNEYMAN AUTOMOTIVE TECH	43,804.80	46,467.20	2,662.40	45,046.70	8,290.33	398.52	53,735.55
0000322045	*MOBILITY OPERATOR	30,409.60	32,260.80	1,851.20	23,750.97	1,864.10	0.00	25,615.07
0000303668	FIELD INSPECTOR	57,739.50	59,475.00	1,735.50	60,774.68	13,228.32	222.08	74,225.08
0000303771	SR COST ANALYST	75,959.52	78,238.42	2,278.90	74,372.42	0.00	11,111.55	85,483.97
0000322382	*BUS OPERATOR	40,643.20	41,870.40	1,227.20	21,924.48	4,237.12	0.00	26,161.60
	(DATE LAST EMPLOYED 2015-01-02 00:01:00)							
0000303375	FOREMAN POWER	52,520.00	54,100.80	1,580.80	53,982.92	8,067.42	4,242.00	66,292.34
	(DATE LAST EMPLOYED 2015-06-30 00:06:00)							
0000323115	TRANSIT POLICE OFFICER SR	52,686.40	56,430.40	3,744.00	50,403.42	18,925.05	6,281.68	75,610.15
0000333335	TRANSIT POLICE OFFICER	41,246.40	41,246.40	0.00	21,290.88	353.01	0.00	21,643.89
0000302022	BUS STOP PLANNER III	54,000.18	61,782.24	7,782.06	54,332.76	0.00	6,733.45	61,066.21
0000302328	*RAIL OPERATOR	40,643.20	43,118.40	2,475.20	43,861.22	26,362.11	0.00	70,223.33
0000304865	FOREMAN FARE GATE MAINTENANCE	60,736.00	62,566.40	1,830.40	61,343.36	0.00	8,176.00	69,519.36
0000302679	*JOURNEYMAN AUTOMOTIVE TECH	43,804.80	46,467.20	2,662.40	50,746.93	54,068.97	225.00	105,040.90
0000329982	*BUS OPERATOR	31,491.20	36,649.60	5,158.40	33,126.53	2,317.16	0.00	35,443.69
0000304681	FOREMAN MAINT LANDSCAPE	56,908.80	58,614.40	1,705.60	57,477.89	218.88	1,641.60	59,338.37
0000317442	*SERVICEPERSON I	31,824.00	33,758.40	1,934.40	32,374.65	1,403.07	0.00	33,777.72
0000328053	CONTRACT SPECIALIST III	67,998.06	70,038.02	2,039.96	73,678.34	0.00	2,144.56	75,822.90
0000321402	TRANSIT POLICE OFFICER SR	54,787.20	56,430.40	1,643.20	36,831.22	11,043.06	7,025.77	54,900.05
0000316512	COMMUNICATIONS SPECIALIST	35,380.80	36,441.60	1,060.80	35,734.61	229.66	1,071.63	37,035.90
0000320971	RADIO COMMUNICATIONS ENGINEER	93,994.16	96,813.86	2,819.70	94,213.14	0.00	0.00	94,213.14
0000305122	FIELD INSPECTOR	58,310.46	60,060.00	1,749.54	60,314.21	13,845.17	8,401.51	82,560.89
0000304880	*BUS OPERATOR	40,643.20	43,118.40	2,475.20	43,803.34	8,012.48	0.00	51,815.82
0000305559	*RAIL OPERATOR	40,643.20	43,118.40	2,475.20	40,956.37	9,254.62	0.00	50,210.99
0000328563	*MOBILITY OPERATOR	24,564.80	30,513.60	5,948.80	24,912.24	358.10	0.00	25,270.34

MARTOC REPORT

EE NUMBER	TITLE	FY 14 BASE SALARY	FY 15 BASE SALARY	DIFFERENCE +/-	REGULAR EARNINGS	OVERTIME EARNINGS	OTHER EARNINGS	TOTAL EARNINGS
0000302442	CONTRACT PROFESSIONAL	0.00	0.00	0.00	81,118.80	0.00	0.00	81,118.80
0000304081	TRANSIT POLICE OFFICER SR	54,787.20	56,430.40	1,643.20	56,072.59	33,484.80	7,454.22	97,011.61
0000320502	CJIT-CALL TAKER	30,888.00	37,419.20	6,531.20	33,545.44	5,044.59	3,913.36	42,503.39
0000333036	TRANSIT POLICE OFFICER	39,665.60	39,665.60	0.00	31,340.99	3,243.10	1,326.76	35,910.85
0000306350	*BUS OPERATOR	40,643.20	43,118.40	2,475.20	41,629.50	736.78	0.00	42,366.28
0000322107	*BUS OPERATOR	37,606.40	43,118.40	5,512.00	38,230.05	2,393.57	0.00	40,623.62
0000304341	SUPV BUS TRANSPORTATION	52,312.00	53,872.00	1,560.00	53,270.22	8,227.85	3,219.20	64,717.27
0000319033	*BUS OPERATOR	40,643.20	43,118.40	2,475.20	38,625.88	1,802.15	0.00	40,428.03
0000320606	*INSPECTOR	43,118.40	45,739.20	2,620.80	40,654.81	1,175.25	225.00	42,055.06
0000331806	*BUS OPERATOR	28,454.40	33,404.80	4,950.40	29,344.15	2,249.55	0.00	31,593.70
0000332039	*MOBILITY OPERATOR	23,358.40	29,078.40	5,720.00	26,306.12	5,325.69	0.00	31,631.81
0000314949	FOREMAN BUILDINGS SUPP EQUIP	52,104.00	53,664.00	1,560.00	53,643.40	21,129.72	4,959.90	79,733.02
0000305263	WASTEWATER INDUSTRIAL OPERATOR	53,248.00	54,849.60	1,601.60	53,780.48	614.40	8,908.80	63,303.68
0000326901	*BUS OPERATOR	34,548.80	39,894.40	5,345.60	40,506.84	5,041.37	0.00	45,548.21
0000330890	CHF PROJECT SCHEDULER	85,000.24	85,000.24	0.00	22,884.75	0.00	0.00	22,884.75
0000332342	*MOBILITY OPERATOR	27,664.00	27,664.00	0.00	24,774.91	2,822.40	0.00	27,597.31
0000315143	TRANSIT POLICE SERGEANT	65,936.00	67,912.00	1,976.00	68,370.56	11,887.54	3,296.80	83,554.90
0000302906	*BUS OPERATOR (DATE LAST EMPLOYED 2014-09-15 00:09:00)	40,643.20	40,643.20	0.00	15,364.36	4,872.25	0.00	20,236.61
0000330847	SUPV FIELD RESEARCH	0.00	0.00	0.00	25,428.28	2,499.61	0.00	27,927.89
0000302081	*JOURNEYMAN ET-RAIL CAR MAINT	43,804.80	46,467.20	2,662.40	45,071.62	1,310.31	225.00	46,606.93
0000333184	TRANSIT POLICE OFFICER SR	52,187.20	52,187.20	0.00	38,270.80	10,633.14	0.00	48,903.94
0000302303	*BUS OPERATOR	40,643.20	43,118.40	2,475.20	46,267.70	12,947.66	0.00	59,215.36
0000317508	*SERVICEPERSON I	31,824.00	33,758.40	1,934.40	30,950.21	1,732.98	0.00	32,683.19
0000332903	*BUS OPERATOR	30,180.80	30,180.80	0.00	20,241.83	505.44	0.00	20,747.27
0000322936	SUPV RAIL LINE	52,104.00	53,664.00	1,560.00	52,775.34	8,485.74	4,509.00	65,770.08
0000328565	DIR FACILITIES	101,893.22	104,950.04	3,056.82	103,042.91	0.00	0.00	103,042.91
0000314998	MECHANICAL ENGINEER VI	73,218.86	75,415.34	2,196.48	73,951.20	0.00	9,856.39	83,807.59
0000316541	*BUS OPERATOR	40,643.20	43,118.40	2,475.20	39,600.97	1,234.53	0.00	40,835.50
0000327044	SR PERFORMANCE ANALYST	78,000.00	80,340.00	2,340.00	77,580.00	0.00	6,145.60	83,725.60
0000321148	*BUS OPERATOR	40,643.20	43,118.40	2,475.20	36,839.74	449.55	156.91	37,446.20
0000322251	*JOURNEYMAN ET-RAIL CAR MAINT	43,804.80	46,467.20	2,662.40	47,438.40	24,233.35	225.00	71,896.75
0000317060	TRANSIT POLICE OFFICER SPECIAL	56,971.20	58,676.80	1,705.60	53,651.54	27,116.16	10,189.08	90,956.78
0000325087	ELECTRICAL ENGINEER IV	53,395.16	64,632.62	11,237.46	57,167.69	0.00	2,440.64	59,608.33
0000321101	SUPT SERVICE QUALITY	80,730.26	83,152.16	2,421.90	80,047.47	0.00	9,625.57	89,673.04

MARTOC REPORT

EE NUMBER	TITLE	FY 14	FY 15	DIFFERENCE	REGULAR	OVERTIME	OTHER	TOTAL
		BASE SALARY	BASE SALARY	+/-	EARNINGS	EARNINGS	EARNINGS	EARNINGS
0000303566	*SERVICEPERSON IV	34,008.00	36,088.00	2,080.00	36,137.71	4,088.22	0.00	40,225.93
0000304417	*JOURNEYMAN SUPPORT EQUIPMENT	43,804.80	46,467.20	2,662.40	48,458.57	10,863.53	225.00	59,547.10
0000305862	SUPV RAIL LINE	52,099.22	53,664.00	1,564.78	53,446.90	11,879.02	4,809.17	70,135.09
0000306606	SUPV CAR REPAIR INSPECTION	52,104.00	53,664.00	1,560.00	53,426.64	9,569.10	2,505.00	65,500.74
0000313824	*BUS OPERATOR	40,643.20	43,118.40	2,475.20	46,348.93	24,335.31	211.77	70,896.01
0000333476	*MATERIAL CONTROLLER	39,457.60	39,457.60	0.00	20,396.64	739.12	0.00	21,135.76
0000317913	TRANSIT POLICE OFFICER SR	54,787.20	56,430.40	1,643.20	58,173.22	35,687.47	3,160.80	97,021.49
0000306843	ARCHITECT IV	65,887.12	67,863.64	1,976.52	66,546.50	0.00	0.00	66,546.50
0000305432	INSTRUCTOR BUS OPERATIONS	57,761.60	59,488.00	1,726.40	58,700.23	5,165.27	4,702.30	68,567.80
0000306236	*STATION AGENT	37,169.60	39,436.80	2,267.20	41,470.12	13,421.98	0.00	54,892.10
0000305147	*BUS OPERATOR	40,643.20	43,118.40	2,475.20	41,121.64	4,201.94	0.00	45,323.58
0000316355	*SR TRAFFIC CHECKER	32,427.20	34,403.20	1,976.00	33,850.31	10,497.80	256.96	44,605.07
0000305663	*RAIL OPERATOR	40,643.20	43,118.40	2,475.20	39,346.72	2,095.12	0.00	41,441.84
0000304606	*BUS OPERATOR	40,643.20	43,118.40	2,475.20	41,728.10	3,739.88	0.00	45,467.98
0000329159	*BUS OPERATOR	31,491.20	36,649.60	5,158.40	35,643.71	2,645.46	0.00	38,289.17
0000323501	DIR ARCHITECTURE & DESIGN STANDARDS	101,893.22	104,950.04	3,056.82	94,866.15	0.00	8,046.97	102,913.12
0000327851	*BUS OPERATOR	31,491.20	36,649.60	5,158.40	34,072.09	10,848.46	0.00	44,920.55
0000330756	*RAIL STATION CLEANER	25,500.80	30,139.20	4,638.40	23,415.23	462.12	0.00	23,877.35
0000327125	*MOBILITY OPERATOR	26,083.20	32,260.80	6,177.60	29,999.38	17,645.57	0.00	47,644.95
0000306338	CONTRACT PROFESSIONAL (DATE LAST EMPLOYED 2014-12-31 00:12:00)	0.00	0.00	0.00	31,465.00	15.50	0.00	31,480.50
0000331925	*BUS OPERATOR	28,454.40	33,404.80	4,950.40	29,368.57	13,949.54	0.00	43,318.11
0000321537	*BUS OPERATOR	40,643.20	43,118.40	2,475.20	41,650.14	4,213.78	0.00	45,863.92
0000302696	OPERATIONS PLANNING ANALYST	59,612.54	61,400.82	1,788.28	59,979.62	0.00	4,814.88	64,794.50
0000319768	ADA COORD	44,506.54	45,841.64	1,335.10	44,951.88	0.00	855.90	45,807.78
0000325079	*JOURNEYMAN ELEC POWER ELECT	43,804.80	46,467.20	2,662.40	45,531.95	5,916.16	393.48	51,841.59
0000323119	*SERVICEPERSON IV	32,281.60	36,088.00	3,806.40	35,580.18	7,418.03	0.00	42,998.21
0000305772	INSTRUCTOR CENTRAL MAINTENANCE	60,008.00	61,817.60	1,809.60	60,608.08	0.00	0.00	60,608.08
0000332719	*JOURNEYMAN RAIL CAR MECHANIC	39,603.20	43,576.00	3,972.80	40,460.34	3,176.10	0.00	43,636.44
0000320968	*SERVICEPERSON I	31,824.00	33,758.40	1,934.40	34,208.02	4,869.35	0.00	39,077.37
0000332345	*BUS OPERATOR	33,404.80	33,404.80	0.00	23,953.44	831.11	0.00	24,784.55
0000316721	*BUS OPERATOR	40,643.20	43,118.40	2,475.20	42,360.71	1,282.68	0.00	43,643.39
0000315192	*BUS OPERATOR (DATE LAST EMPLOYED 2015-05-01 00:05:00)	40,643.20	41,870.40	1,227.20	30,886.28	857.84	0.00	31,744.12
0000302867	RECRUITING TECHNICIAN II	40,306.50	41,515.50	1,209.00	40,844.01	449.58	1,818.96	43,112.55
0000304565	CONTRACT PROFESSIONAL	0.00	0.00	0.00	57,302.59	2,904.18	0.00	60,206.77
0000323034	*BUS OPERATOR	40,643.20	43,118.40	2,475.20	44,471.40	10,806.91	0.00	55,278.31

MARTOC REPORT

EE NUMBER	TITLE	FY 14	FY 15	DIFFERENCE	REGULAR	OVERTIME	OTHER	TOTAL
		BASE SALARY	BASE SALARY	+/-	EARNINGS	EARNINGS	EARNINGS	EARNINGS
0000306368	OFFICE ADMINISTRATOR II	51,021.88	52,552.50	1,530.62	51,107.72	0.00	196.24	51,303.96
0000319624	*JOURNEYMAN RAIL CAR MECHANIC	43,804.80	46,467.20	2,662.40	48,331.36	37,272.64	225.00	85,829.00
0000330162	*BUS OPERATOR	31,491.20	36,649.60	5,158.40	34,230.55	8,985.58	0.00	43,216.13
0000324185	*JOURNEYMAN SUPPORT EQUIPMENT	41,080.00	44,969.60	3,889.60	43,787.07	3,390.88	225.00	47,402.95
0000303120	*BUS OPERATOR	40,643.20	43,118.40	2,475.20	43,457.31	10,755.87	0.00	54,213.18
0000333058	*MOBILITY OPERATOR	27,664.00	27,664.00	0.00	18,929.96	2,429.78	0.00	21,359.74
0000305919	*JOURNEYMAN ET-RADIO MAINT	43,804.80	46,467.20	2,662.40	47,632.37	7,697.24	225.00	55,554.61
0000304139	*STATION AGENT	37,169.60	39,436.80	2,267.20	42,070.78	20,673.41	294.56	63,038.75
0000330605	*MOBILITY OPERATOR	23,358.40	29,078.40	5,720.00	26,464.76	5,829.79	0.00	32,294.55
0000331218	*RAIL OPERATOR	28,454.40	33,404.80	4,950.40	32,965.87	7,165.35	0.00	40,131.22
0000302478	*MATERIAL CONTROLLER	42,369.60	44,948.80	2,579.20	44,003.48	4,144.47	0.00	48,147.95
0000329158	*MOBILITY OPERATOR	24,564.80	30,513.60	5,948.80	24,403.34	331.66	0.00	24,735.00
0000330981	*BUS OPERATOR	28,454.40	33,404.80	4,950.40	30,027.52	7,377.25	0.00	37,404.77
0000316272	*RAIL OPERATOR	40,643.20	43,118.40	2,475.20	43,467.35	8,175.29	0.00	51,642.64
0000304036	*JOURNEYMAN ET-RADIO MAINT	43,804.80	46,467.20	2,662.40	43,360.93	9,736.90	1,983.47	55,081.30
0000310672	RAIL SYS SOFTWARE ENGINEER VI	84,000.02	86,519.94	2,519.92	84,517.24	0.00	323.08	84,840.32
0000306328	TRANSIT POLICE OFFICER SR	56,430.40	56,430.40	0.00	43,540.02	7,161.22	3,424.20	54,125.44
0000328735	TRANSIT POLICE OFFICER SR	45,032.00	48,256.00	3,224.00	45,326.15	14,686.11	2,165.00	62,177.26
0000328651	FIELD INSPECTOR	53,800.50	55,419.00	1,618.50	56,504.42	20,485.62	3,090.08	80,080.12
0000326536	*MOBILITY OPERATOR	26,083.20	32,260.80	6,177.60	32,048.49	7,196.51	0.00	39,245.00
0000319053	MGR BREEZE PRODUCTS	87,000.16	95,049.76	8,049.60	87,942.30	0.00	334.62	88,276.92
0000318276	*BUS OPERATOR	40,643.20	43,118.40	2,475.20	42,945.77	9,651.16	0.00	52,596.93
0000323177	MGR ROOFING PROGRAM	93,994.16	96,813.86	2,819.70	94,934.70	0.00	6,507.29	101,441.99
0000326974	CONTRACT EMP ADMIN SUPPORT	0.00	0.00	0.00	29,160.00	416.25	0.00	29,576.25
0000304220	TRANSIT POLICE MAJOR	85,489.56	88,054.20	2,564.64	85,029.36	0.00	10,083.41	95,112.77
0000302124	INSTRUCTOR RAIL OPERATIONS	52,873.60	54,454.40	1,580.80	53,847.19	5,433.53	2,287.80	61,568.52
0000302641	SUPV BUS MAINTENANCE	52,104.00	53,664.00	1,560.00	55,643.58	16,144.80	3,381.75	75,170.13
0000302077	*MATERIAL CONTROLLER (DATE LAST EMPLOYED 2014-12-30 00:12:00)	42,369.60	43,638.40	1,268.80	23,063.36	275.00	0.00	23,338.36
0000305209	*MOBILITY OPERATOR	30,409.60	32,260.80	1,851.20	36,504.35	21,363.81	0.00	57,868.16
0000323117	MOBILITY SCHEDULER I (DATE LAST EMPLOYED 2015-02-13 00:02:00)	30,654.00	30,654.00	0.00	19,430.71	1,579.87	1,801.20	22,811.78
0000322858	*MOBILITY OPERATOR	30,409.60	32,260.80	1,851.20	34,622.24	14,157.19	0.00	48,779.43
0000321491	*INSPECTOR	40,206.40	43,784.00	3,577.60	43,034.58	7,739.82	450.00	51,224.40
0000315324	*BUS OPERATOR	40,643.20	43,118.40	2,475.20	42,158.35	1,270.12	0.00	43,428.47
0000320688	*BUS OPERATOR	40,643.20	43,118.40	2,475.20	37,154.14	1,363.52	316.55	38,834.21

MARTOC REPORT

EE NUMBER	TITLE	FY 14	FY 15	DIFFERENCE	REGULAR	OVERTIME	OTHER	TOTAL
		BASE SALARY	BASE SALARY	+/-	EARNINGS	EARNINGS	EARNINGS	EARNINGS
0000317100	TRANSIT POLICE OFFICER SR	54,787.20	56,430.40	1,643.20	58,844.88	27,291.58	0.00	86,136.46
0000306466	*BUS OPERATOR	40,643.20	43,118.40	2,475.20	47,161.92	37,345.60	0.00	84,507.52
0000302114	*RAIL OPERATOR	40,643.20	43,118.40	2,475.20	43,397.87	12,909.28	0.00	56,307.15
0000332974	*BUS OPERATOR	30,180.80	30,180.80	0.00	21,401.14	1,538.07	0.00	22,939.21
0000323958	*BUS OPERATOR	40,643.20	43,118.40	2,475.20	42,507.05	3,564.96	0.00	46,072.01
0000319962	COST ANALYST	63,284.26	65,182.78	1,898.52	63,917.45	0.00	0.00	63,917.45
0000324541	MECHANICAL ENGINEER VI	81,660.80	84,110.52	2,449.72	82,478.19	0.00	3,140.80	85,618.99
0000322671	*INSPECTOR	43,118.40	45,739.20	2,620.80	37,945.75	2,663.33	225.00	40,834.08
0000302257	*JOURNEYMAN OVERHAULER	43,804.80	46,467.20	2,662.40	44,874.04	1,882.90	225.00	46,981.94
0000321431	SR INFORMATION SYSTEMS ANALYST	77,639.12	79,968.20	2,329.08	77,221.18	0.00	8,659.79	85,880.97
0000303079	FOREMAN BUILDINGS SUPP EQUIP	53,248.00	54,849.60	1,601.60	54,087.68	1,830.40	0.00	55,918.08
0000305232	*JOURNEYMAN AUTOMOTIVE TECH	43,804.80	46,467.20	2,662.40	46,721.20	12,095.14	225.00	59,041.34
0000322372	*BUS OPERATOR	40,643.20	43,118.40	2,475.20	46,122.21	9,666.45	0.00	55,788.66
0000332448	*SERVICEPERSON I	28,828.80	32,323.20	3,494.40	30,920.49	16.98	0.00	30,937.47
0000315213	TRANSIT POLICE OFFICER SPECIAL	56,971.20	58,676.80	1,705.60	59,882.82	22,781.71	4,930.20	87,594.73
0000327756	EEO DBE ANALYST	58,000.02	59,739.94	1,739.92	58,117.51	0.00	0.00	58,117.51
0000306508	MGR OPERATIONAL SAFETY	82,394.00	84,865.82	2,471.82	81,866.05	0.00	12,549.25	94,415.30
0000330532	SCHEDULE DISTRIBUTION CLERK	27,105.00	27,924.00	819.00	27,584.55	646.36	2,335.20	30,566.11
0000324174	SR TRANSIT SYSTEM PROJECT PLNR	81,812.12	84,266.52	2,454.40	80,113.60	0.00	4,143.93	84,257.53
0000327755	TRANSIT POLICE OFFICER SR	41,641.60	44,595.20	2,953.60	42,238.99	11,935.35	1,760.91	55,935.25
0000302204	*BUS OPERATOR	40,643.20	43,118.40	2,475.20	35,167.17	12,410.41	0.00	47,577.58
0000326728	TRANSPORTATION PLANNER III	59,545.46	61,331.92	1,786.46	58,996.16	0.00	1,145.13	60,141.29
0000305264	DISPATCHER MOBILITY	38,126.40	40,601.60	2,475.20	38,935.17	2,363.06	0.00	41,298.23
0000322237	*JOURNEYMAN AUTOMOTIVE TECH	43,804.80	46,467.20	2,662.40	43,132.88	0.00	225.00	43,357.88
0000304963	*RAIL OPERATOR	40,643.20	43,118.40	2,475.20	41,670.53	20,051.90	0.00	61,722.43
0000321473	TRANSIT POLICE OFFICER SPECIAL	50,668.80	56,430.40	5,761.60	52,721.89	17,426.35	3,600.10	73,748.34
0000322342	*JOURNEYMAN AUTOMOTIVE TECH	43,804.80	46,467.20	2,662.40	46,493.40	11,628.81	225.00	58,347.21
0000306625	*RAIL OPERATOR	40,643.20	43,118.40	2,475.20	44,713.04	9,980.38	0.00	54,693.42
0000303698	MAINTENANCE PLANNER-RAIL	54,995.20	56,638.40	1,643.20	56,311.91	2,776.20	0.00	59,088.11
0000330684	*BUS OPERATOR	31,491.20	36,649.60	5,158.40	33,264.20	17,736.59	0.00	51,000.79
0000304333	*BUS OPERATOR	40,643.20	43,118.40	2,475.20	40,381.37	10,476.78	0.00	50,858.15
0000322223	CJIT-POLICE DISPATCHER	33,696.00	40,601.60	6,905.60	38,653.30	7,202.83	1,735.62	47,591.75
0000302480	ELECTRICAL MAINTENANCE ENG	67,312.96	69,332.38	2,019.42	62,860.44	0.00	3,054.99	65,915.43
0000332244	*BUS OPERATOR	33,404.80	33,404.80	0.00	27,996.80	4,170.43	0.00	32,167.23
0000305233	SUPV COMMUNICATIONS	49,088.00	50,564.80	1,476.80	49,932.88	8,684.80	1,510.40	60,128.08

MARTOC REPORT

EE NUMBER	TITLE	FY 14	FY 15	DIFFERENCE	REGULAR	OVERTIME	OTHER	TOTAL
		BASE SALARY	BASE SALARY	+/-	EARNINGS	EARNINGS	EARNINGS	EARNINGS
0000302727	*DYNAMOMETER OPERATOR	43,804.80	46,467.20	2,662.40	44,592.24	2,257.49	1,067.40	47,917.13
0000305750	*BUS OPERATOR	40,643.20	43,118.40	2,475.20	41,353.99	3,802.17	0.00	45,156.16
0000304613	*BUS OPERATOR	40,643.20	43,118.40	2,475.20	45,401.04	15,013.35	0.00	60,414.39
0000306406	SUPV BUS & RAIL STORES	50,731.20	52,249.60	1,518.40	51,116.56	1,390.24	5,609.70	58,116.50
0000303645	FOREMAN CUSTODIAL SERVICES	44,324.80	45,656.00	1,331.20	44,938.53	1,843.32	4,688.20	51,470.05
0000304931	*RAIL OPERATOR	40,643.20	43,118.40	2,475.20	42,492.27	4,114.84	0.00	46,607.11
0000320939	*MOBILITY OPERATOR	30,409.60	32,260.80	1,851.20	28,526.28	11,810.95	0.00	40,337.23
0000332901	*BUS OPERATOR	30,180.80	30,180.80	0.00	21,528.72	3,453.36	0.00	24,982.08
0000333561	*TRACK MAINTAINER	42,016.00	42,016.00	0.00	18,977.58	2,294.39	0.00	21,271.97
0000324864	MEDIA SALES REP	22,620.00	23,302.50	682.50	23,176.80	2,914.50	464.00	26,555.30
0000302949	SUPT RAIL CAR MAINT	76,672.70	78,972.92	2,300.22	66,331.83	0.00	17,792.02	84,123.85
0000330615	*SERVICEPERSON I (A) (DATE LAST EMPLOYED 2015-06-09 00:06:00)	30,846.40	33,259.20	2,412.80	32,029.31	0.00	0.00	32,029.31
0000332341	*MOBILITY OPERATOR	27,664.00	27,664.00	0.00	22,309.15	3,056.42	0.00	25,365.57
0000318124	*MOBILITY OPERATOR	30,409.60	32,260.80	1,851.20	31,778.11	837.96	0.00	32,616.07
0000332757	*BUS OPERATOR	30,180.80	30,180.80	0.00	24,457.63	1,621.88	0.00	26,079.51
0000328473	*BUS OPERATOR	34,548.80	39,894.40	5,345.60	30,723.52	2,125.00	0.00	32,848.52
0000316349	TRANSIT POLICE OFFICER SR	54,787.20	56,430.40	1,643.20	53,846.87	29,415.25	7,410.24	90,672.36
0000331374	CJIT-CALL TAKER	29,827.20	37,419.20	7,592.00	35,742.49	7,970.65	0.00	43,713.14
0000302399	TRANSIT POLICE SERGEANT	60,964.80	65,291.20	4,326.40	64,199.06	34,646.42	5,251.47	104,096.95
0000303089	*BUS OPERATOR	40,643.20	43,118.40	2,475.20	44,750.58	6,379.05	189.23	51,318.86
0000320427	MOBILITY SYSTEM DATA SPECIALIST	29,601.00	30,498.00	897.00	30,162.66	8,328.22	1,885.06	40,375.94
0000329573	*JOURNEYMAN ET-HVAC	31,491.20	42,016.00	10,524.80	36,720.18	3,557.87	0.00	40,278.05
0000315081	*JOURNEYMAN RAIL CAR MECHANIC	43,804.80	46,467.20	2,662.40	45,958.29	5,090.28	225.00	51,273.57
0000302798	*BUS OPERATOR	40,643.20	43,118.40	2,475.20	45,925.15	20,399.75	0.00	66,324.90
0000302332	*BUS OPERATOR	40,643.20	43,118.40	2,475.20	42,695.14	7,942.29	0.00	50,637.43
0000327470	*RAIL OPERATOR	31,491.20	36,649.60	5,158.40	33,628.78	4,214.82	0.00	37,843.60
0000303115	*REVENUE AGENT	41,308.80	43,825.60	2,516.80	43,411.91	2,173.46	0.00	45,585.37
0000315387	*MATERIAL CONTROLLER LEAD	43,659.20	46,321.60	2,662.40	46,064.70	5,076.68	0.00	51,141.38
0000328923	*BUS OPERATOR	33,404.80	33,404.80	0.00	28,881.94	3,073.93	0.00	31,955.87
0000304974	*BUS OPERATOR	40,643.20	43,118.40	2,475.20	43,764.86	16,795.56	165.07	60,725.49
0000309687	*BUS OPERATOR	40,643.20	43,118.40	2,475.20	40,885.63	351.77	0.00	41,237.40
0000303470	*BUS OPERATOR	40,643.20	43,118.40	2,475.20	43,261.63	15,973.59	0.00	59,235.22
0000303128	*AA INSPECTOR	43,804.80	46,467.20	2,662.40	47,601.61	11,646.43	225.00	59,473.04
0000304445	*AA INSPECTOR	43,118.40	46,467.20	3,348.80	46,447.99	5,911.61	225.00	52,584.60

MARTOC REPORT

EE NUMBER	TITLE	FY 14	FY 15	DIFFERENCE	REGULAR	OVERTIME	OTHER	TOTAL
		BASE SALARY	BASE SALARY	+/-	EARNINGS	EARNINGS	EARNINGS	EARNINGS
0000320946	SUPV RAIL LINE	52,104.00	53,664.00	1,560.00	52,931.91	7,646.59	4,909.80	65,488.30
0000327674	*INSPECTOR	41,267.20	44,200.00	2,932.80	43,875.21	12,883.12	225.00	56,983.33
0000331671	CUSTOMER CARE SPEC	23,358.40	37,615.50	14,257.10	27,726.85	2,545.19	0.00	30,272.04
0000302703	SUPV BUS MAINTENANCE	56,908.80	58,614.40	1,705.60	58,148.21	7,318.80	2,188.80	67,655.81
0000331190	*JOURNEYMAN SUPPORT EQUIPMENT	41,080.00	44,969.60	3,889.60	44,720.59	16,317.28	225.00	61,262.87
0000332353	GRANT PROGRAM ANALYST	74,486.88	76,721.58	2,234.70	75,231.96	0.00	0.00	75,231.96
0000324310	SUPV CAR REPAIR INSPECTION	52,104.00	53,664.00	1,560.00	53,238.77	8,642.26	1,753.50	63,634.53
0000328292	*BUS OPERATOR (DATE LAST EMPLOYED 2015-06-09 00:06:00)	34,548.80	38,729.60	4,180.80	36,906.67	4,574.81	0.00	41,481.48
0000332764	*BUS OPERATOR	30,180.80	30,180.80	0.00	22,276.04	1,633.15	0.00	23,909.19
0000303183	TRANSIT POLICE LIEUTENANT	80,308.80	82,721.60	2,412.80	86,517.33	12,557.95	0.00	99,075.28
0000305494	MGR ECONOMIC OPPORTUNITY	75,257.00	77,514.84	2,257.84	66,457.79	0.00	14,907.46	81,365.25
0000322130	*BUS OPERATOR	40,643.20	43,118.40	2,475.20	38,309.71	3,840.66	0.00	42,150.37
0000322377	*BUS OPERATOR	40,643.20	43,118.40	2,475.20	27,716.35	1,801.07	0.00	29,517.42
0000316722	*BUS OPERATOR	40,643.20	43,118.40	2,475.20	45,682.81	15,900.14	0.00	61,582.95
0000315308	*SERVICEPERSON I	31,824.00	33,758.40	1,934.40	32,385.86	2,953.51	0.00	35,339.37
0000332356	*BUS OPERATOR	33,404.80	33,404.80	0.00	27,378.03	5,435.33	0.00	32,813.36
0000305714	DIR TRANSIT RESEARCH ANALYSIS	98,800.26	101,764.26	2,964.00	99,788.62	0.00	4,306.69	104,095.31
0000320618	*BUS OPERATOR	40,643.20	43,118.40	2,475.20	43,840.16	11,313.32	0.00	55,153.48
0000302700	*JOURNEYMAN RAIL CAR MECHANIC	43,804.80	46,467.20	2,662.40	45,908.17	9,938.37	225.00	56,071.54
0000328636	DISPATCHER RADIO COMMUNICATION	48,048.00	49,483.20	1,435.20	49,521.78	8,778.00	2,802.73	61,102.51
0000330236	*JOURNEYMAN SUPPORT EQUIPMENT	41,392.00	46,467.20	5,075.20	43,188.26	4,447.22	388.04	48,023.52
0000333333	TRANSIT POLICE OFFICER	41,246.40	41,246.40	0.00	22,736.84	701.17	0.00	23,438.01
0000327567	*JOURNEYMAN AUTOMOTIVE TECH	43,804.80	46,467.20	2,662.40	45,614.96	1,151.57	225.00	46,991.53
0000333108	TRANSIT POLICE OFFICER	38,126.40	38,126.40	0.00	28,976.08	2,827.44	0.00	31,803.52
0000316415	*BUS OPERATOR	40,643.20	43,118.40	2,475.20	34,706.71	185.71	0.00	34,892.42
0000305538	*BUS OPERATOR (DATE LAST EMPLOYED 2015-05-01 00:05:00)	40,643.20	41,870.40	1,227.20	41,884.92	11,540.05	0.00	53,424.97
0000302855	*BUS OPERATOR	40,643.20	43,118.40	2,475.20	37,141.48	6,003.50	0.00	43,144.98
0000323118	SUPV MOBILITY TRANSPORTATION	42,723.20	44,012.80	1,289.60	44,213.40	5,093.96	1,437.80	50,745.16
0000332574	TRANSIT POLICE OFFICER	35,609.60	42,889.60	7,280.00	39,762.15	10,244.59	1,540.00	51,546.74
0000302373	TRANSIT POLICE OFFICER SPECIAL	56,971.20	58,676.80	1,705.60	58,198.27	40,920.70	5,751.90	104,870.87
0000316419	*MOBILITY OPERATOR	30,409.60	32,260.80	1,851.20	31,425.95	3,832.03	0.00	35,257.98
0000322933	*BUS OPERATOR	40,643.20	43,118.40	2,475.20	35,324.51	5,796.62	0.00	41,121.13
0000320697	TRANSIT POLICE OFFICER SPECIAL	52,686.40	56,430.40	3,744.00	56,934.69	17,277.62	3,850.00	78,062.31
0000303692	*BUS OPERATOR	40,643.20	43,118.40	2,475.20	44,043.63	11,328.86	0.00	55,372.49
0000321485	*RAIL OPERATOR	40,643.20	43,118.40	2,475.20	44,254.56	14,313.23	0.00	58,567.79

MARTOC REPORT

EE NUMBER	TITLE	FY 14 BASE SALARY	FY 15 BASE SALARY	DIFFERENCE +/-	REGULAR EARNINGS	OVERTIME EARNINGS	OTHER EARNINGS	TOTAL EARNINGS
0000303381	*BUS OPERATOR	40,643.20	43,118.40	2,475.20	42,909.45	2,544.07	0.00	45,453.52
0000331639	*JOURNEYMAN ET-COMPUTER MAINT	41,080.00	43,908.80	2,828.80	43,204.00	23,929.71	0.00	67,133.71
0000302822	*AA INSPECTOR	43,804.80	46,467.20	2,662.40	44,906.05	12,156.90	225.00	57,287.95
0000309725	*SERVICEPERSON I (A)	34,008.00	34,257.60	249.60	34,065.75	13,776.95	0.00	47,842.70
0000324636	*SERVICEPERSON IV	32,281.60	36,088.00	3,806.40	35,235.76	5,240.26	0.00	40,476.02
0000328361	TRANSIT POLICE OFFICER SR (DATE LAST EMPLOYED 2015-06-15 00:06:00)	46,841.60	48,713.60	1,872.00	47,083.25	26,143.60	4,368.62	77,595.47
0000330542	*BUS OPERATOR	31,491.20	36,649.60	5,158.40	33,567.67	7,639.15	0.00	41,206.82
0000304032	*JOURNEYMAN RAIL CAR MECHANIC	43,804.80	46,467.20	2,662.40	48,339.37	4,674.12	225.00	53,238.49
0000305273	DISPATCHER MOBILITY	39,811.20	42,390.40	2,579.20	41,931.35	5,907.90	4,281.19	52,120.44
0000323731	*BUS OPERATOR	40,643.20	43,118.40	2,475.20	38,322.19	6,591.71	0.00	44,913.90
0000332139	CJIT-POLICE DISPATCHER	33,696.00	40,601.60	6,905.60	39,596.03	10,636.61	151.60	50,384.24
0000332577	FIELD INSPECTOR	51,226.50	52,767.00	1,540.50	52,356.21	7,276.83	0.00	59,633.04
0000316336	*RAIL STATION CLEANER	28,412.80	30,139.20	1,726.40	30,586.71	2,932.56	0.00	33,519.27
0000323360	*BUS OPERATOR	40,643.20	43,118.40	2,475.20	36,619.97	4,867.60	0.00	41,487.57
0000328938	TRANSIT POLICE OFFICER SR	40,040.00	44,595.20	4,555.20	44,671.97	25,583.05	2,082.00	72,337.02
0000304278	*BUS OPERATOR	40,643.20	43,118.40	2,475.20	42,274.02	9,651.21	0.00	51,925.23
0000323932	PROJECT MANAGER II	84,000.02	86,519.94	2,519.92	84,194.44	0.00	1,938.48	86,132.92
0000322463	*MOBILITY OPERATOR	26,083.20	32,260.80	6,177.60	28,326.21	1,464.91	0.00	29,791.12
0000303517	DISPATCHER MOBILITY	39,811.20	42,390.40	2,579.20	41,219.69	861.30	2,506.80	44,587.79
0000304120	*BUS OPERATOR	40,643.20	43,118.40	2,475.20	44,866.40	2,457.63	168.05	47,492.08
0000305087	*BUS OPERATOR	40,643.20	43,118.40	2,475.20	41,317.95	2,865.73	0.00	44,183.68
0000319882	*BUS OPERATOR	40,643.20	43,118.40	2,475.20	43,237.78	4,231.49	0.00	47,469.27
0000316211	EEO DBE ANALYST	56,296.50	57,985.46	1,688.96	56,643.12	0.00	649.58	57,292.70
0000304955	*BUS DISPATCHER (BLOCKOUT)	41,662.40	44,200.00	2,537.60	42,478.83	6,168.94	0.00	48,647.77
0000306483	SUPV RAIL LINE	52,104.00	53,664.00	1,560.00	54,196.95	7,056.63	2,154.30	63,407.88
0000320085	*BUS OPERATOR	40,643.20	43,118.40	2,475.20	30,473.69	843.23	0.00	31,316.92
0000316799	*SERVICEPERSON I (A)	32,281.60	34,257.60	1,976.00	33,790.60	1,115.86	0.00	34,906.46
0000304512	SUPV BUS TRANSPORTATION	55,972.80	57,657.60	1,684.80	56,458.55	8,125.50	0.00	64,584.05
0000317823	*SERVICEPERSON I	31,824.00	33,758.40	1,934.40	31,812.59	4,886.19	0.00	36,698.78
0000326150	SUPT RAIL LINE	52,104.00	63,654.24	11,550.24	54,921.19	13,151.29	3,154.05	71,226.53
0000305869	MEDIA SALES REP	23,010.00	23,692.50	682.50	23,535.10	451.35	818.92	24,805.37
0000303223	CONTRACT SERVICES INSPECTOR	40,809.60	42,036.80	1,227.20	41,374.66	1,294.92	4,178.87	46,848.45
0000317594	*RAIL STATION CLEANER	28,412.80	30,139.20	1,726.40	28,616.49	583.97	0.00	29,200.46
0000303462	*RAIL OPERATOR	40,643.20	43,118.40	2,475.20	43,039.90	2,479.07	0.00	45,518.97

MARTOC REPORT

EE NUMBER	TITLE	FY 14	FY 15	DIFFERENCE	REGULAR	OVERTIME	OTHER	TOTAL
		BASE SALARY	BASE SALARY	+/-	EARNINGS	EARNINGS	EARNINGS	EARNINGS
0000302721	*BUS OPERATOR	40,643.20	43,118.40	2,475.20	42,576.27	8,444.23	0.00	51,020.50
0000332362	*BUS OPERATOR	33,404.80	33,404.80	0.00	27,110.47	7,970.37	0.00	35,080.84
0000304091	*BUS OPERATOR	40,643.20	43,118.40	2,475.20	40,553.76	862.65	0.00	41,416.41
0000323368	*BUS OPERATOR	40,643.20	43,118.40	2,475.20	42,925.13	2,983.61	0.00	45,908.74
0000303180	*SERVICEPERSON II	31,824.00	33,758.40	1,934.40	34,644.68	58.07	126.08	34,828.83
0000302096	*RAIL OPERATOR	40,643.20	43,118.40	2,475.20	44,138.03	6,888.22	0.00	51,026.25
0000328654	TRANSIT POLICE OFFICER SR	45,032.00	48,256.00	3,224.00	44,960.45	20,173.35	2,170.22	67,304.02
0000333054	*MOBILITY OPERATOR	27,664.00	27,664.00	0.00	19,466.64	8,906.93	0.00	28,373.57
0000324686	*MOBILITY OPERATOR	27,414.40	32,260.80	4,846.40	30,411.33	14,925.07	0.00	45,336.40
0000327291	*BUS OPERATOR	34,548.80	39,894.40	5,345.60	30,716.20	1,033.14	0.00	31,749.34
0000304100	*MOBILITY OPERATOR	30,409.60	32,260.80	1,851.20	31,021.13	9,503.05	116.96	40,641.14
0000305105	*RAIL STATION CLEANER	28,412.80	30,139.20	1,726.40	31,720.81	3,839.63	0.00	35,560.44
0000318807	TRANSIT POLICE OFFICER SR	52,686.40	56,430.40	3,744.00	55,450.28	25,397.20	6,455.40	87,302.88
0000328467	*JOURNEYMAN RAIL CAR MECHANIC	41,267.20	42,016.00	748.80	43,408.27	2,324.45	225.00	45,957.72
0000327288	*BUS OPERATOR	34,548.80	39,894.40	5,345.60	36,643.34	4,029.65	0.00	40,672.99
0000303590	MGR STRATEGIC PERFORMANCE	90,241.06	92,948.18	2,707.12	91,143.78	0.00	0.00	91,143.78
0000306556	MGR CONTRACTS	90,241.06	92,948.18	2,707.12	91,144.06	0.00	9,718.31	100,862.37
0000333631	TRANSIT POLICE OFFICER SR	54,267.20	54,267.20	0.00	23,543.70	7,661.72	0.00	31,205.42
0000302577	PLANNER CUSTODIAL LANDSCAPE	54,995.20	56,638.40	1,643.20	55,571.59	26.44	3,384.32	58,982.35
0000305544	*BUS OPERATOR	40,643.20	43,118.40	2,475.20	45,123.01	12,296.21	0.00	57,419.22
0000308175	PROJECT ENG SURVEY PROGRAMS	73,000.20	75,190.18	2,189.98	70,922.50	0.00	5,615.40	76,537.90
0000302374	*SERVICEPERSON IV	34,008.00	36,088.00	2,080.00	36,292.76	6,739.48	0.00	43,032.24
0000315047	BREEZE MEDIA DISTRIBUTION AGT	38,577.76	39,735.02	1,157.26	38,963.80	0.00	2,669.61	41,633.41
0000323250	*BUS OPERATOR	40,643.20	43,118.40	2,475.20	37,366.85	1,326.20	0.00	38,693.05
0000303463	DISPATCHER MOBILITY	38,126.40	40,601.60	2,475.20	39,076.72	636.26	3,259.40	42,972.38
0000331663	*MOBILITY OPERATOR	23,358.40	29,078.40	5,720.00	26,538.22	19,291.73	0.00	45,829.95
0000330768	BUILDING MAINTENANCE SPEC I (DATE LAST EMPLOYED 2015-02-06 00:02:00)	37,710.40	37,710.40	0.00	25,034.18	0.00	2,393.76	27,427.94
0000317609	*MOBILITY OPERATOR	30,409.60	32,260.80	1,851.20	22,233.40	1,737.02	0.00	23,970.42
0000332042	*MOBILITY OPERATOR	23,358.40	29,078.40	5,720.00	25,619.43	1,769.68	0.00	27,389.11
0000323003	SR TECHNICAL SERVICES ENGINEER	90,000.04	92,700.14	2,700.10	87,277.38	0.00	0.00	87,277.38
0000321070	*HOSTLER JUNIOR APPRENTICE	34,008.00	36,088.00	2,080.00	36,881.87	7,276.59	0.00	44,158.46
0000304891	*BUS OPERATOR	40,643.20	43,118.40	2,475.20	44,924.65	20,123.70	0.00	65,048.35
0000302262	SR DIR ENGINEERING & DEVELOP	140,714.34	165,000.42	24,286.08	142,122.60	0.00	12,989.02	155,111.62
0000319164	DISPATCHER-RAIL TRANSPORTATION	33,529.60	49,483.20	15,953.60	33,864.90	1,082.06	257.92	35,204.88
0000303165	SUPV CAR REPAIR INSPECTION	52,104.00	53,664.00	1,560.00	54,428.64	6,187.35	1,002.00	61,617.99

MARTOC REPORT

EE NUMBER	TITLE	FY 14	FY 15	DIFFERENCE	REGULAR	OVERTIME	OTHER	TOTAL
		BASE SALARY	BASE SALARY	+/-	EARNINGS	EARNINGS	EARNINGS	EARNINGS
0000332288	DIR TRAINING	105,000.22	108,150.12	3,149.90	106,050.50	0.00	0.00	106,050.50
0000331716	*INSPECTOR	40,206.40	43,118.40	2,912.00	42,225.19	2,151.73	225.00	44,601.92
0000320236	*DYNAMOMETER OPERATOR	43,804.80	46,467.20	2,662.40	48,545.17	29,429.86	225.00	78,200.03
0000303711	FOREMAN CUSTODIAL SERVICES	48,089.60	49,524.80	1,435.20	49,298.78	3,468.00	4,762.72	57,529.50
0000321038	*INSPECTOR	40,206.40	43,784.00	3,577.60	44,786.50	15,187.80	450.00	60,424.30
0000317663	TRANSIT POLICE OFFICER SR	54,787.20	56,430.40	1,643.20	58,069.25	35,566.16	5,268.00	98,903.41
0000320106	*RAIL STATION CLEANER	28,412.80	30,139.20	1,726.40	32,947.06	7,092.17	0.00	40,039.23
0000318885	*BUS OPERATOR	40,643.20	43,118.40	2,475.20	43,509.47	16,697.07	0.00	60,206.54
0000316037	*JOURNEYMAN ET-RADIO MAINT	43,804.80	46,467.20	2,662.40	43,956.06	227.52	225.00	44,408.58
0000316323	*RAIL OPERATOR	34,548.80	39,894.40	5,345.60	38,104.85	11,460.88	0.00	49,565.73
0000304500	COMMUNICATIONS SPECIALIST	33,529.60	34,528.00	998.40	33,993.86	3,022.50	3,739.84	40,756.20
0000330688	*BUS OPERATOR	31,491.20	36,649.60	5,158.40	33,641.93	8,158.50	0.00	41,800.43
0000302498	DIVISION DISPATCHER	50,731.20	52,249.60	1,518.40	49,697.07	3,246.32	7,276.27	60,219.66
0000302474	CONTRACT EMP PT POLICE OFFICER	0.00	0.00	0.00	51,500.00	6,511.88	0.00	58,011.88
0000303971	ACCOUNTING & TRAVEL COORD	45,864.00	48,730.50	2,866.50	47,052.18	1,733.16	6,069.34	54,854.68
0000332965	TRANSIT POLICE OFFICER (DATE LAST EMPLOYED 2015-02-11 00:02:00)	35,609.60	35,609.60	0.00	18,750.68	500.76	753.28	20,004.72
0000305246	*SERVICEPERSON V	41,392.00	45,739.20	4,347.20	43,121.00	368.33	0.00	43,489.33
0000304390	*BUS OPERATOR	40,643.20	43,118.40	2,475.20	47,508.11	39,665.40	0.00	87,173.51
0000305465	*BUS OPERATOR	40,643.20	43,118.40	2,475.20	41,982.20	8,309.84	0.00	50,292.04
0000318561	*BUS OPERATOR	40,643.20	43,118.40	2,475.20	42,769.05	2,134.53	0.00	44,903.58
0000306194	*BUS OPERATOR	40,643.20	43,118.40	2,475.20	44,359.79	16,139.42	425.35	60,924.56
0000320239	*JOURNEYMAN ET-RAIL CAR MAINT	43,804.80	46,467.20	2,662.40	45,266.38	127.31	225.00	45,618.69
0000304787	*BUS OPERATOR	40,643.20	43,118.40	2,475.20	45,673.75	39,522.84	0.00	85,196.59
0000304858	FOREMAN SIGN SHOP	53,268.80	54,870.40	1,601.60	54,697.84	2,509.78	0.00	57,207.62
0000302665	SR JOC WORK ORDER COORDINATOR	71,949.02	74,107.54	2,158.52	72,668.88	0.00	0.00	72,668.88
0000304102	*AA INSPECTOR	43,804.80	46,467.20	2,662.40	48,877.54	6,330.51	225.00	55,433.05
0000323957	SUPV BUS TRANSPORTATION	37,606.40	49,483.20	11,876.80	42,347.22	5,234.75	0.00	47,581.97
0000303132	*SERVICEPERSON I	31,824.00	33,758.40	1,934.40	34,654.40	1,883.33	0.00	36,537.73
0000333185	TRANSIT POLICE OFFICER	41,246.40	41,246.40	0.00	29,295.27	6,975.28	0.00	36,270.55
0000304338	MAINTENANCE PLANNER-RAIL (DATE LAST EMPLOYED 2015-07-01 00:07:00)	59,987.20	61,796.80	1,809.60	60,587.07	0.00	11,536.00	72,123.07
0000323601	*BUS OPERATOR	40,643.20	43,118.40	2,475.20	33,943.66	2,262.64	0.00	36,206.30
0000303786	*JOURNEYMAN RAIL CAR MECHANIC	43,804.80	46,467.20	2,662.40	46,418.10	4,015.66	225.00	50,658.76
0000304951	*AA INSPECTOR	43,804.80	46,467.20	2,662.40	46,908.97	21,778.17	225.00	68,912.14
0000324782	SUPV BUS TRANSPORTATION	40,643.20	49,483.20	8,840.00	42,053.89	1,790.79	0.00	43,844.68

MARTOC REPORT

EE NUMBER	TITLE	FY 14	FY 15	DIFFERENCE	REGULAR	OVERTIME	OTHER	TOTAL
		BASE SALARY	BASE SALARY	+/-	EARNINGS	EARNINGS	EARNINGS	EARNINGS
0000304359	SYSTEM SAFETY OFFICER (DATE LAST EMPLOYED 2014-11-01 00:11:00)	62,389.34	62,389.34	0.00	23,516.06	0.00	4,139.46	27,655.52
0000305654	*RAIL OPERATOR	40,643.20	43,118.40	2,475.20	43,433.90	12,219.42	0.00	55,653.32
0000331036	CJIT-POLICE DISPATCHER	33,696.00	40,601.60	6,905.60	39,614.96	20,467.45	758.00	60,840.41
0000332788	TRANSIT POLICE OFFICER	41,246.40	41,246.40	0.00	37,250.38	9,370.29	0.00	46,620.67
0000315268	CUSTOMER CARE FIELD REP	37,596.00	40,599.00	3,003.00	34,808.30	0.00	5,699.23	40,507.53
0000332072	*BUS OPERATOR	28,454.40	33,404.80	4,950.40	24,809.88	4,627.63	0.00	29,437.51
0000322144	*BUS OPERATOR	40,643.20	43,118.40	2,475.20	43,070.65	9,127.74	0.00	52,198.39
0000303609	*BUS OPERATOR	40,643.20	43,118.40	2,475.20	45,389.25	12,872.25	207.52	58,469.02
0000302838	CAPITAL PROGRAM MANAGER	90,030.20	92,731.08	2,700.88	90,930.51	0.00	1,385.08	92,315.59
0000303441	*BUS OPERATOR	40,643.20	43,118.40	2,475.20	33,855.96	7,225.35	0.00	41,081.31
0000315248	*BUS OPERATOR	40,643.20	43,118.40	2,475.20	43,525.55	8,985.83	0.00	52,511.38
0000323366	*BUS OPERATOR	40,643.20	43,118.40	2,475.20	19,332.15	2,867.74	0.00	22,199.89
0000321031	*BUS OPERATOR	40,643.20	43,118.40	2,475.20	35,655.53	2,652.13	0.00	38,307.66
0000332248	*BUS OPERATOR	33,404.80	33,404.80	0.00	28,747.25	3,025.25	0.00	31,772.50
0000304052	*BUS OPERATOR	40,643.20	43,118.40	2,475.20	42,886.91	7,499.88	0.00	50,386.79
0000303044	*BUS OPERATOR	40,643.20	43,118.40	2,475.20	45,038.16	10,404.21	0.00	55,442.37
0000303738	CJIT-CALL TAKER	33,280.00	37,419.20	4,139.20	37,416.34	7,599.65	2,654.05	47,670.04
0000329932	*RAIL STATION CLEANER	26,894.40	30,139.20	3,244.80	26,222.37	1,309.68	0.00	27,532.05
0000304666	*RAIL OPERATOR	40,643.20	43,118.40	2,475.20	43,243.31	14,117.39	0.00	57,360.70
0000332653	*BUS OPERATOR	30,180.80	30,180.80	0.00	24,448.13	1,242.38	0.00	25,690.51
0000316463	*BUS OPERATOR	40,643.20	43,118.40	2,475.20	42,446.08	6,389.99	634.47	49,470.54
0000305757	ASSET MANAGER	70,963.36	73,092.24	2,128.88	70,581.51	0.00	7,915.18	78,496.69
0000318680	*BUS OPERATOR	40,643.20	43,118.40	2,475.20	43,076.46	11,317.40	0.00	54,393.86
0000321138	FOREMAN CUSTODIAL SERVICES	44,324.80	44,324.80	0.00	33,101.97	1,001.57	6,904.44	41,007.98
0000317236	*MOBILITY OPERATOR	30,409.60	32,260.80	1,851.20	33,073.14	2,297.62	0.00	35,370.76
0000302515	*RAIL OPERATOR	40,643.20	43,118.40	2,475.20	44,175.49	45,261.76	0.00	89,437.25
0000324361	SERVICE PLANNER III	59,610.72	61,399.00	1,788.28	59,977.85	0.00	229.28	60,207.13
0000315120	DIVISION DISPATCHER	48,048.00	49,483.20	1,435.20	48,735.37	2,795.10	5,082.00	56,612.47
0000302007	CLAIMS ADJUSTER III	56,720.82	58,422.52	1,701.70	57,070.01	0.00	4,581.30	61,651.31
0000318105	TRANSIT POLICE OFFICER SPECIAL	56,971.20	58,676.80	1,705.60	58,744.24	25,919.35	5,039.76	89,703.35
0000304913	*BUS OPERATOR	40,643.20	43,118.40	2,475.20	42,288.58	13,404.12	0.00	55,692.70
0000303070	*BUS OPERATOR	40,643.20	43,118.40	2,475.20	41,633.83	15,831.63	867.00	58,332.46
0000304905	*MOBILITY OPERATOR	30,409.60	32,260.80	1,851.20	31,212.35	2,749.53	0.00	33,961.88
0000305292	INSTRUCTOR BUS TECHNICAL	50,460.80	51,979.20	1,518.40	50,965.41	509.46	5,822.40	57,297.27
0000329225	TRANSIT POLICE OFFICER SPECIAL	52,686.40	58,676.80	5,990.40	58,156.69	28,058.34	3,785.02	90,000.05

MARTOC REPORT

EE NUMBER	TITLE	FY 14	FY 15	DIFFERENCE	REGULAR	OVERTIME	OTHER	TOTAL
		BASE SALARY	BASE SALARY	+/-	EARNINGS	EARNINGS	EARNINGS	EARNINGS
0000329791	PROJECT ENGINEER	64,639.12	66,578.20	1,939.08	65,285.83	0.00	1,491.68	66,777.51
0000327855	*RAIL STATION CLEANER	25,500.80	28,537.60	3,036.80	25,093.57	435.69	0.00	25,529.26
0000327039	*JOURNEYMAN RAIL CAR MECHANIC	43,804.80	46,467.20	2,662.40	45,640.83	3,422.53	225.00	49,288.36
0000306206	*BUS OPERATOR	40,643.20	43,118.40	2,475.20	41,882.67	18,411.60	0.00	60,294.27
0000302125	SUPV CAR REPAIR INSPECTION	54,995.20	56,638.40	1,643.20	56,920.03	4,607.17	3,595.85	65,123.05
0000329931	*SERVICEPERSON I	26,894.40	32,323.20	5,428.80	24,920.09	1,638.70	0.00	26,558.79
0000316113	*MOBILITY OPERATOR	30,409.60	32,260.80	1,851.20	30,763.58	3,193.78	0.00	33,957.36
0000303406	MGR CUSTOMER & STATION SVCS	75,489.70	77,754.30	2,264.60	76,244.95	0.00	6,406.99	82,651.94
0000302759	*JOURNEYMAN RAIL CAR MECHANIC	43,804.80	46,467.20	2,662.40	49,154.07	10,037.74	225.00	59,416.81
0000333245	COMMUNICATIONS SPECIALIST	33,529.60	33,529.60	0.00	20,649.72	1,547.52	773.76	22,971.00
0000317821	*REPROGRAPHICS SPEC III	39,353.60	43,409.60	4,056.00	40,331.74	127.71	0.00	40,459.45
0000306470	*JOURNEYMAN ET-HVAC	43,804.80	46,467.20	2,662.40	45,381.60	4,026.45	225.00	49,633.05
0000318940	*RAIL STATION CLEANER	28,412.80	30,139.20	1,726.40	29,656.35	2,150.64	112.56	31,919.55
0000304413	PROTECTIVE SPEC POLICE CADET (DATE LAST EMPLOYED 2015-04-01 00:04:00)	29,889.60	29,889.60	0.00	22,831.06	220.95	3,803.17	26,855.18
0000305702	*TRACK WALKER	43,118.40	45,739.20	2,620.80	45,288.55	4,685.13	0.00	49,973.68
0000325129	TRANSIT POLICE OFFICER SPECIAL	48,713.60	52,187.20	3,473.60	48,753.38	32,274.77	6,651.60	87,679.75
0000332968	TRANSIT POLICE OFFICER	41,246.40	41,246.40	0.00	33,844.85	6,409.83	962.50	41,217.18
0000306204	SUPV BUS TRANSPORTATION	52,790.40	54,371.20	1,580.80	55,704.02	22,486.68	6,091.20	84,281.90
0000301999	MGR SUPPLY CHAIN MANAGEMENT	76,282.44	78,570.96	2,288.52	77,045.41	0.00	5,867.88	82,913.29
0000303518	*INSPECTOR	43,118.40	45,739.20	2,620.80	48,331.17	11,242.00	225.00	59,798.17
0000322156	ACCOUNTING SYS ADM & PROJ MGR	72,980.96	75,170.42	2,189.46	71,746.09	0.00	4,771.86	76,517.95
0000306453	TRANSIT POLICE OFFICER SR	54,787.20	56,430.40	1,643.20	57,824.20	24,199.91	12,643.20	94,667.31
0000332892	*BUS OPERATOR	30,180.80	30,180.80	0.00	22,892.62	2,606.62	0.00	25,499.24
0000302228	*INSPECTOR	43,118.40	45,739.20	2,620.80	49,037.08	32,280.19	225.00	81,542.27
0000317778	*BUS OPERATOR	40,643.20	43,118.40	2,475.20	35,910.84	131.77	0.00	36,042.61
0000321663	*BUS DISPATCHER (BLOCKOUT)	40,206.40	43,784.00	3,577.60	44,341.26	13,344.25	0.00	57,685.51
0000331907	TRANSIT POLICE OFFICER	38,500.80	41,246.40	2,745.60	40,750.20	16,930.64	0.00	57,680.84
0000302719	*BUS OPERATOR	40,643.20	43,118.40	2,475.20	46,398.37	32,409.82	0.00	78,808.19
0000324755	*JOURNEYMAN ET-TRAIN CONTROL	43,804.80	46,467.20	2,662.40	45,675.27	7,243.93	225.00	53,144.20
0000302419	*JOURNEYMAN RAIL CAR MECHANIC	43,804.80	46,467.20	2,662.40	26,959.32	374.16	225.00	27,558.48
0000304319	SUPT CONTROL CENTER	82,782.96	85,266.48	2,483.52	83,356.23	0.00	8,805.16	92,161.39
0000331591	*BUS OPERATOR	28,454.40	33,404.80	4,950.40	31,610.54	5,883.06	0.00	37,493.60
0000315455	MEDIA SALES REP	22,620.00	23,302.50	682.50	22,933.20	43.50	1,885.00	24,861.70
0000333093	*BUS OPERATOR	30,180.80	30,180.80	0.00	19,528.40	718.01	0.00	20,246.41

MARTOC REPORT

EE NUMBER	TITLE	FY 14	FY 15	DIFFERENCE	REGULAR	OVERTIME	OTHER	TOTAL
		BASE SALARY	BASE SALARY	+/-	EARNINGS	EARNINGS	EARNINGS	EARNINGS
0000304393	*BUS OPERATOR	40,643.20	43,118.40	2,475.20	42,927.43	3,825.28	0.00	46,752.71
0000303450	*BUS OPERATOR	40,643.20	43,118.40	2,475.20	43,659.45	6,953.84	0.00	50,613.29
0000324646	*MOBILITY OPERATOR	28,766.40	32,260.80	3,494.40	29,768.03	472.33	110.64	30,351.00
0000302705	TRANSIT POLICE OFFICER SPECIAL	56,971.20	60,382.40	3,411.20	59,611.81	39,620.24	6,636.80	105,868.85
0000323707	*BUS OPERATOR	40,643.20	43,118.40	2,475.20	40,773.95	2,426.92	0.00	43,200.87
0000302588	*JOURNEYMAN ELEC POWER ELECT	43,804.80	46,467.20	2,662.40	45,482.15	16,082.14	225.00	61,789.29
0000307300	*BUS OPERATOR	40,643.20	43,118.40	2,475.20	42,902.06	2,896.63	0.00	45,798.69
0000321806	BUSINESS MGMT SPECIALIST (DATE LAST EMPLOYED 2014-10-10 00:10:00)	64,638.86	64,638.86	0.00	18,057.48	0.00	6,195.75	24,253.23
0000303690	SUPV BUS TRANSPORTATION	48,048.00	49,483.20	1,435.20	51,254.28	22,695.75	924.00	74,874.03
0000306305	*JOURNEYMAN ET-RADIO MAINT	43,804.80	46,467.20	2,662.40	49,991.94	6,175.79	225.00	56,392.73
0000323475	TRANSIT POLICE OFFICER SR	50,668.80	54,267.20	3,598.40	50,992.32	15,331.06	506.60	66,829.98
0000317259	TRANSIT POLICE OFFICER SPECIAL	56,971.20	58,676.80	1,705.60	54,938.89	28,359.00	7,669.20	90,967.09
0000331471	*BUS OPERATOR	28,454.40	33,404.80	4,950.40	31,946.65	4,438.29	0.00	36,384.94
0000314930	*RAIL OPERATOR	40,643.20	43,118.40	2,475.20	36,061.77	396.01	0.00	36,457.78
0000318654	*JOURNEYMAN ET-RAIL CAR MAINT	43,804.80	46,467.20	2,662.40	47,529.25	15,091.00	225.00	62,845.25
0000328939	SUPV BUS SCHEDULING	49,249.20	72,178.86	22,929.66	56,261.34	0.00	4,305.87	60,567.21
0000331980	MGR CIVIL & STRUC ENGINEERING	84,189.04	101,161.84	16,972.80	85,786.61	0.00	323.81	86,110.42
0000326983	*JOURNEYMAN WELDER	43,804.80	46,467.20	2,662.40	44,805.13	4,597.21	225.00	49,627.34
0000331297	*JOURNEYMAN ET-RAIL CAR MAINT (DATE LAST EMPLOYED 2015-01-29 00:01:00)	41,080.00	42,640.00	1,560.00	27,093.21	3,266.25	225.00	30,584.46
0000316322	FARE COLLECTION COORDINATOR OP	48,184.50	49,627.50	1,443.00	48,876.52	3,650.96	0.00	52,527.48
0000302072	*BUS OPERATOR	40,643.20	43,118.40	2,475.20	41,726.33	406.56	0.00	42,132.89
0000305149	*BUS OPERATOR (DATE LAST EMPLOYED 2015-03-01 00:03:00)	40,643.20	41,870.40	1,227.20	30,619.11	3,730.54	0.00	34,349.65
0000302839	*MATERIAL CONTROLLER LEAD	43,659.20	46,321.60	2,662.40	46,833.83	8,324.64	0.00	55,158.47
0000331055	*BUS OPERATOR	28,454.40	33,404.80	4,950.40	32,713.81	1,917.59	0.00	34,631.40
0000306469	*BUS OPERATOR	40,643.20	43,118.40	2,475.20	43,397.65	18,394.95	0.00	61,792.60
0000331305	*BUS OPERATOR	28,454.40	33,404.80	4,950.40	32,250.79	3,029.07	0.00	35,279.86
0000323167	SUPV BUS TRANSPORTATION	48,048.00	49,483.20	1,435.20	51,092.58	17,726.97	1,062.60	69,882.15
0000322992	TRANSIT POLICE OFFICER SR	50,668.80	54,267.20	3,598.40	51,573.20	6,872.13	0.00	58,445.33
0000321064	*MOBILITY OPERATOR	30,409.60	32,260.80	1,851.20	33,476.30	19,388.68	0.00	52,864.98
0000305023	*INSPECTOR	43,118.40	45,739.20	2,620.80	45,125.45	3,373.53	225.00	48,723.98
0000302294	MAINTENANCE PLANNER BUS	58,697.60	61,006.40	2,308.80	60,751.56	2,610.84	0.00	63,362.40
0000318958	DISPATCHER-RAIL TRANSPORTATION	48,048.00	49,483.20	1,435.20	50,087.73	10,257.15	5,775.00	66,119.88
0000322804	*BUS OPERATOR	40,643.20	43,118.40	2,475.20	42,899.18	2,378.24	0.00	45,277.42
0000328564	MGR CONTRACTS (DATE LAST EMPLOYED 2015-06-04 00:06:00)	67,998.06	88,232.30	20,234.24	84,068.13	0.00	198.19	84,266.32

MARTOC REPORT

EE NUMBER	TITLE	FY 14	FY 15	DIFFERENCE	REGULAR	OVERTIME	OTHER	TOTAL
		BASE SALARY	BASE SALARY	+/-	EARNINGS	EARNINGS	EARNINGS	EARNINGS
0000304414	GEN SUPT RAIL CAR MAINTENANCE	93,476.76	96,281.12	2,804.36	94,411.75	0.00	11,714.81	106,126.56
0000324869	SVC DESK SUPPORT AGENT	41,905.50	43,153.50	1,248.00	40,847.65	1,998.61	0.00	42,846.26
0000304412	GEN SUPT BUS MAINT	79,968.20	90,604.02	10,635.82	88,475.75	0.00	11,503.15	99,978.90
0000305282	*RAIL STATION CLEANER	28,412.80	30,139.20	1,726.40	34,038.71	8,180.28	0.00	42,218.99
0000303427	*BUS DISPATCHER (BLOCKOUT)	41,662.40	44,200.00	2,537.60	45,276.38	18,808.09	0.00	64,084.47
0000302476	*RAIL OPERATOR	40,643.20	43,118.40	2,475.20	41,645.19	36,493.73	0.00	78,138.92
0000330300	*JOURNEYMAN ET-TRAIN CONTROL	41,392.00	44,969.60	3,577.60	44,821.61	31,826.21	225.00	76,872.82
0000304471	*JOURNEYMAN RAIL CAR MECHANIC	43,804.80	46,467.20	2,662.40	46,582.19	7,600.45	225.00	54,407.64
0000331052	*SERVICEPERSON I	30,472.00	33,758.40	3,286.40	27,681.12	2,551.20	0.00	30,232.32
0000320216	*JOURNEYMAN OVERHAULER	43,804.80	46,467.20	2,662.40	37,014.16	1,840.94	225.00	39,080.10
0000304430	*SERVICEPERSON IV	34,008.00	36,088.00	2,080.00	37,094.81	5,842.51	0.00	42,937.32
0000326148	TRAINING & DEVELOPMENT SPEC	47,521.24	48,946.82	1,425.58	47,813.97	0.00	182.78	47,996.75
0000305203	SCHEDULE ANALYST III	51,981.80	53,541.28	1,559.48	52,501.80	0.00	7,248.16	59,749.96
0000305440	DISPATCHER MOBILITY	38,126.40	40,601.60	2,475.20	40,629.72	20,273.44	6,064.00	66,967.16
0000304680	FOREMAN TELEPHONE MAINTENANCE	52,104.00	53,664.00	1,560.00	54,578.94	10,483.43	4,250.24	69,312.61
0000325669	PLANNER AUTOMATIC TRAIN CONTR	52,104.00	53,664.00	1,560.00	55,130.04	15,606.15	4,008.00	74,744.19
0000326636	*BUS OPERATOR	34,548.80	39,894.40	5,345.60	38,345.77	3,705.18	0.00	42,050.95
0000323521	*BUS OPERATOR	40,643.20	43,118.40	2,475.20	45,758.07	9,496.86	0.00	55,254.93
0000325918	GEN FOREMAN ELECTRICAL POWER	62,839.40	64,724.66	1,885.26	62,259.35	0.00	2,004.22	64,263.57
0000326884	*MOBILITY OPERATOR	26,083.20	32,260.80	6,177.60	27,953.70	952.01	0.00	28,905.71
0000317811	*SERVICEPERSON I (A)	32,281.60	34,257.60	1,976.00	35,384.46	5,871.99	0.00	41,256.45
0000306408	*BUS OPERATOR	40,643.20	43,118.40	2,475.20	44,043.43	6,854.03	0.00	50,897.46
0000328566	TRANSIT POLICE OFFICER SR	45,032.00	48,256.00	3,224.00	47,027.06	9,604.26	3,966.60	60,597.92
0000304257	*JOURNEYMAN RAIL CAR MECHANIC	43,804.80	46,467.20	2,662.40	46,571.76	4,048.66	225.00	50,845.42
0000332393	*MOBILITY OPERATOR	27,664.00	27,664.00	0.00	24,990.11	2,968.38	0.00	27,958.49
0000323126	MAINTENANCE PARTS COORDINATOR	44,324.02	45,653.66	1,329.64	44,725.50	0.00	0.00	44,725.50
0000304076	*SERVICEPERSON V (DATE LAST EMPLOYED 2015-01-01 00:01:00)	43,118.40	44,408.00	1,289.60	29,494.46	8,751.73	0.00	38,246.19
0000321208	ADMINISTRATIVE ASSISTANT	34,534.50	35,568.00	1,033.50	35,712.49	5,831.20	796.95	42,340.64
0000327863	*BUS OPERATOR	34,548.80	39,894.40	5,345.60	37,269.51	5,079.60	0.00	42,349.11
0000306284	*JOURNEYMAN ET-TRAIN CONTROL	43,804.80	46,467.20	2,662.40	51,154.24	14,769.90	225.00	66,149.14
0000305121	*JOURNEYMAN RAIL CAR MECHANIC	43,804.80	46,467.20	2,662.40	45,118.79	9,614.33	225.00	54,958.12
0000304887	*SERVICEPERSON I	31,824.00	33,758.40	1,934.40	33,639.25	6,929.43	0.00	40,568.68
0000331712	*BUS OPERATOR	28,454.40	33,404.80	4,950.40	32,104.87	7,805.69	0.00	39,910.56
0000322504	TRANSIT POLICE OFFICER SR	52,686.40	56,430.40	3,744.00	55,057.46	17,856.10	1,985.68	74,899.24
0000305489	*BUS OPERATOR	40,643.20	43,118.40	2,475.20	47,058.27	18,956.62	0.00	66,014.89

MARTOC REPORT

EE NUMBER	TITLE	FY 14 BASE SALARY	FY 15 BASE SALARY	DIFFERENCE +/-	REGULAR EARNINGS	OVERTIME EARNINGS	OTHER EARNINGS	TOTAL EARNINGS
0000304569	*BUS OPERATOR	40,643.20	43,118.40	2,475.20	42,880.55	14,433.12	212.99	57,526.66
0000318279	*SERVICEPERSON I (A)	32,281.60	34,257.60	1,976.00	26,645.85	1,326.96	159.90	28,132.71
0000303914	*BUS OPERATOR	40,643.20	43,118.40	2,475.20	41,356.52	1,512.86	156.32	43,025.70
0000333336	*INSPECTOR	42,660.80	42,660.80	0.00	25,484.55	321.23	0.00	25,805.78
0000326625	*MOBILITY OPERATOR	26,083.20	32,260.80	6,177.60	21,851.03	389.36	0.00	22,240.39
0000304821	*BUS OPERATOR	40,643.20	43,118.40	2,475.20	42,484.18	13,213.35	0.00	55,697.53
0000329107	*STATION AGENT	32,281.60	33,030.40	748.80	33,350.50	15,818.21	310.40	49,479.11
0000323683	*SERVICEPERSON I	31,824.00	33,758.40	1,934.40	29,436.09	118.20	0.00	29,554.29
0000302297	*BUS OPERATOR	40,643.20	43,118.40	2,475.20	45,059.58	34,120.97	0.00	79,180.55
0000330853	PROTECTIVE SPEC POLICE CADET	26,561.60	27,352.00	790.40	27,006.00	9,342.88	1,941.05	38,289.93
0000302888	*BUS OPERATOR	40,643.20	43,118.40	2,475.20	41,008.16	2,914.81	0.00	43,922.97
0000305921	SUPV BUS MAINTENANCE	52,104.00	53,664.00	1,560.00	55,117.54	12,011.53	4,008.00	71,137.07
0000321571	TRANSIT POLICE OFFICER SPECIAL	54,787.20	58,676.80	3,889.60	56,341.76	17,948.29	3,424.20	77,714.25
0000320609	*SERVICEPERSON I (A)	32,281.60	34,257.60	1,976.00	33,993.39	262.79	0.00	34,256.18
0000323590	*MOBILITY OPERATOR	28,766.40	32,260.80	3,494.40	30,883.44	2,331.42	0.00	33,214.86
0000303345	*BUS OPERATOR	40,643.20	41,870.40	1,227.20	33,049.79	6,493.24	161.04	39,704.07
0000302103	(DATE LAST EMPLOYED 2015-03-01 00:03:00) CHF ENG-CIV STRUCT & INSPECT	82,301.96	84,770.92	2,468.96	83,126.15	0.00	5,571.21	88,697.36
0000302085	MGR TRANSIT ANALYSIS	84,005.74	86,525.92	2,520.18	84,846.06	0.00	6,462.00	91,308.06
0000302753	CONTRACT DIRECTOR	0.00	0.00	0.00	122,167.50	0.00	4,875.00	127,042.50
0000330505	*INSPECTOR	40,206.40	43,784.00	3,577.60	41,397.56	4,120.46	450.00	45,968.02
0000323061	*SERVICEPERSON I	31,824.00	33,758.40	1,934.40	34,782.16	17,970.10	0.00	52,752.26
0000320680	CONTRACT PROFESSIONAL	0.00	0.00	0.00	80,430.00	4,851.00	0.00	85,281.00
0000317672	*JOURNEYMAN SUPPORT EQUIPMENT	43,804.80	46,467.20	2,662.40	45,792.19	7,247.34	225.00	53,264.53
0000305910	*MATERIAL CONTROLLER	38,064.00	42,182.40	4,118.40	42,526.69	2,109.39	0.00	44,636.08
0000303496	MGR BUILDINGS & SUPPORT EQUIP	66,383.98	74,768.72	8,384.74	67,525.55	0.00	6,127.78	73,653.33
0000331597	*JOURNEYMAN ET-TRAIN CONTROL	41,080.00	43,908.80	2,828.80	43,484.33	8,860.71	225.00	52,570.04
0000315146	*MATERIAL CONTROLLER	42,369.60	44,948.80	2,579.20	44,781.57	12,677.09	0.00	57,458.66
0000331722	MGR BUILDING MAINTENANCE	34,534.50	74,768.72	40,234.22	34,950.74	2,847.83	0.00	37,798.57
0000316169	*BUS OPERATOR	40,643.20	43,118.40	2,475.20	39,085.36	3,319.46	0.00	42,404.82
0000329108	RESIDENT ENGINEER	94,000.14	96,820.10	2,819.96	94,940.40	0.00	0.00	94,940.40
0000303964	*BUS OPERATOR	40,643.20	43,118.40	2,475.20	47,051.26	11,719.61	0.00	58,770.87
0000305574	*BUS OPERATOR	40,643.20	43,118.40	2,475.20	44,853.56	11,308.19	0.00	56,161.75
0000321213	*SERVICEPERSON II	31,824.00	33,758.40	1,934.40	23,813.15	968.05	0.00	24,781.20
0000305884	*ADMIN CLERK	31,699.20	33,633.60	1,934.40	33,032.84	1,066.44	0.00	34,099.28

MARTOC REPORT

EE NUMBER	TITLE	FY 14	FY 15	DIFFERENCE	REGULAR	OVERTIME	OTHER	TOTAL
		BASE SALARY	BASE SALARY	+/-	EARNINGS	EARNINGS	EARNINGS	EARNINGS
0000324229	PARKING SERVICES REP	22,483.50	23,166.00	682.50	23,094.70	2,525.16	1,297.13	26,916.99
0000307642	*JOURNEYMAN ELEC POWER ELECT	43,804.80	46,467.20	2,662.40	33,837.22	3,509.02	225.00	37,571.24
0000316842	*SERVICEPERSON IV	34,008.00	36,088.00	2,080.00	35,180.25	6,271.43	0.00	41,451.68
0000319906	CONTRACT SPECIALIST III	73,206.90	75,403.12	2,196.22	73,939.15	0.00	1,313.97	75,253.12
0000323737	*BUS OPERATOR (DATE LAST EMPLOYED 2015-01-09 00:01:00)	37,606.40	41,870.40	4,264.00	26,216.59	1,366.90	0.00	27,583.49
0000331666	*MOBILITY OPERATOR	23,358.40	29,078.40	5,720.00	26,608.84	16,410.70	0.00	43,019.54
0000306478	REVENUE OPERATIONS CONTROLLER	57,851.82	59,587.32	1,735.50	56,776.61	0.00	2,239.95	59,016.56
0000315115	*BUS OPERATOR	40,643.20	43,118.40	2,475.20	38,013.38	12,322.65	0.00	50,336.03
0000303757	*TRACK WALKER	43,118.40	45,739.20	2,620.80	45,655.29	5,320.90	0.00	50,976.19
0000324942	*MOBILITY OPERATOR	27,414.40	32,260.80	4,846.40	30,136.66	32,856.10	0.00	62,992.76
0000327570	TRANSIT POLICE OFFICER SR	48,713.60	52,187.20	3,473.60	54,867.81	29,193.46	0.00	84,061.27
0000328131	*BUS OPERATOR	34,548.80	39,894.40	5,345.60	37,098.78	5,310.87	0.00	42,409.65
0000331025	OFFICE ADMINISTRATOR I	44,044.26	45,365.58	1,321.32	44,315.63	0.00	169.41	44,485.04
0000305751	*RAIL OPERATOR	40,643.20	43,118.40	2,475.20	43,643.74	15,212.85	0.00	58,856.59
0000324187	*RAIL STATION CLEANER	28,412.80	30,139.20	1,726.40	30,055.35	4,784.15	0.00	34,839.50
0000331562	AGM INTERNAL AUDIT	163,000.24	167,890.32	4,890.08	170,630.55	0.00	6,326.10	176,956.65
0000320788	*JOURNEYMAN ET-TRAIN CONTROL	42,390.40	46,467.20	4,076.80	45,212.15	11,804.48	225.00	57,241.63
0000331287	*MOBILITY OPERATOR	27,664.00	27,664.00	0.00	24,495.97	427.74	0.00	24,923.71
0000304122	*INSPECTOR	43,118.40	45,739.20	2,620.80	45,520.75	11,803.96	225.00	57,549.71
0000322967	TRANSIT POLICE SERGEANT	50,668.80	58,052.80	7,384.00	54,940.77	27,582.75	2,058.40	84,581.92
0000320593	COMMUNITY OUTREACH PLANNER	54,357.68	55,988.40	1,630.72	53,647.00	0.00	5,993.30	59,640.30
0000324054	TRANSIT POLICE OFFICER SR	52,686.40	56,430.40	3,744.00	49,042.08	10,050.28	4,597.40	63,689.76
0000303774	BUILDING MAINT SPEC III	48,900.80	53,667.12	4,766.32	49,826.66	0.00	6,559.02	56,385.68
0000315615	SUPV FIELD RESEARCH	0.00	0.00	0.00	24,558.75	4,708.17	0.00	29,266.92
0000302438	*BUS OPERATOR	40,643.20	43,118.40	2,475.20	42,574.54	11,245.10	0.00	53,819.64
0000330767	*BUS OPERATOR	31,491.20	33,404.80	1,913.60	33,546.33	7,948.08	0.00	41,494.41
0000331656	*BUS OPERATOR	28,454.40	33,404.80	4,950.40	32,407.14	12,559.31	0.00	44,966.45
0000302974	*JOURNEYMAN ET-COMPUTER MAINT	43,804.80	46,467.20	2,662.40	47,918.58	17,637.72	225.00	65,781.30
0000318742	*MOBILITY OPERATOR	30,409.60	32,260.80	1,851.20	30,232.72	427.66	0.00	30,660.38
0000326374	CONTRACT PROFESSIONAL	0.00	0.00	0.00	54,509.11	830.80	0.00	55,339.91
0000314837	*JOURNEYMAN ET-RAIL CAR MAINT	43,804.80	46,467.20	2,662.40	46,345.47	8,087.32	225.00	54,657.79
0000304411	DIVISION DISPATCHER	50,731.20	52,249.60	1,518.40	51,671.44	2,475.61	2,926.80	57,073.85
0000330457	*INSPECTOR	40,206.40	43,784.00	3,577.60	45,195.17	8,679.76	225.00	54,099.93
0000304224	*JOURNEYMAN ET-HVAC (DATE LAST EMPLOYED 2015-03-01 00:03:00)	43,804.80	45,115.20	1,310.40	35,718.05	174.70	225.00	36,117.75
0000326278	*JOURNEYMAN ET-TRAIN CONTROL	43,804.80	46,467.20	2,662.40	47,513.61	37,660.75	225.00	85,399.36

MARTOC REPORT

EE NUMBER	TITLE	FY 14	FY 15	DIFFERENCE	REGULAR	OVERTIME	OTHER	TOTAL
		BASE SALARY	BASE SALARY	+/-	EARNINGS	EARNINGS	EARNINGS	EARNINGS
0000321054	*MOBILITY OPERATOR	30,409.60	32,260.80	1,851.20	31,402.35	1,020.59	0.00	32,422.94
0000330999	*BUS OPERATOR	28,454.40	33,404.80	4,950.40	31,424.37	3,454.79	0.00	34,879.16
0000327310	SUPV CAR REPAIR INSPECTION	52,104.00	53,664.00	1,560.00	52,875.55	2,655.31	4,133.25	59,664.11
0000302827	CONTRACT PROFESSIONAL	0.00	0.00	0.00	63,910.00	4,803.75	0.00	68,713.75
0000326622	*MOBILITY OPERATOR	26,083.20	29,078.40	2,995.20	24,367.67	981.16	0.00	25,348.83
0000331217	*BUS OPERATOR	28,454.40	33,404.80	4,950.40	32,064.42	5,102.92	0.00	37,167.34
0000332295	*JOURNEYMAN ET-TELEPHONE MAINT	39,603.20	43,908.80	4,305.60	42,857.03	4,742.58	450.00	48,049.61
0000321308	SUPV BUS MAINTENANCE	52,104.00	53,664.00	1,560.00	53,276.34	11,234.93	4,008.00	68,519.27
0000322136	*INSPECTOR	43,118.40	45,739.20	2,620.80	47,918.67	17,508.71	225.00	65,652.38
0000322559	*INSPECTOR	43,118.40	45,739.20	2,620.80	47,330.32	20,824.66	225.00	68,379.98
0000318791	*BUS OPERATOR	40,643.20	43,118.40	2,475.20	36,983.38	4,527.37	0.00	41,510.75
0000322106	*BUS OPERATOR	34,548.80	39,894.40	5,345.60	38,709.81	6,717.39	0.00	45,427.20
0000321917	*INSPECTOR	43,118.40	45,739.20	2,620.80	44,460.23	1,298.80	225.00	45,984.03
0000328851	*SERVICEPERSON I	31,824.00	33,758.40	1,934.40	33,490.12	1,445.85	0.00	34,935.97
0000315365	TRANSIT POLICE OFFICER SR	54,787.20	56,430.40	1,643.20	57,172.29	11,062.86	2,212.56	70,447.71
0000306178	*ADMIN CLERK	31,699.20	33,633.60	1,934.40	32,347.51	884.97	0.00	33,232.48
0000330925	*BUS OPERATOR	31,491.20	33,404.80	1,913.60	31,751.00	7,711.78	0.00	39,462.78
0000326004	FOREMAN COMMUNICATION	51,001.60	52,540.80	1,539.20	52,578.24	9,072.40	0.00	61,650.64
0000302435	SUPV BUS TRANSPORTATION	40,643.20	49,483.20	8,840.00	46,900.47	27,441.82	0.00	74,342.29
0000306360	*BUS OPERATOR	40,643.20	43,118.40	2,475.20	27,655.20	5,387.00	0.00	33,042.20
0000312685	QA ENGINEER	76,341.72	78,632.06	2,290.34	77,105.52	0.00	0.00	77,105.52
0000305701	SUPV RAIL LINE	52,104.00	53,664.00	1,560.00	51,917.40	2,417.41	4,183.35	58,518.16
0000333088	*BUS OPERATOR	30,180.80	30,180.80	0.00	18,869.54	1,337.42	0.00	20,206.96
0000323732	*HOSTLER JUNIOR APPRENTICE	32,281.60	36,088.00	3,806.40	35,124.43	5,834.55	0.00	40,958.98
0000302882	*BUS OPERATOR	40,643.20	43,118.40	2,475.20	40,272.70	1,211.75	0.00	41,484.45
0000316116	FIELD INSPECTOR	52,104.00	53,664.00	1,560.00	55,751.28	14,903.08	1,002.00	71,656.36
0000322233	SUPV BUS MAINTENANCE	52,104.00	53,664.00	1,560.00	53,226.24	11,272.50	3,006.00	67,504.74
0000326346	E LEARNING SPECIALIST	60,204.30	62,010.52	1,806.22	69,420.97	0.00	776.93	70,197.90
0000302345	*JOURNEYMAN ET-TRAIN CONTROL	43,804.80	46,467.20	2,662.40	37,091.13	8,695.70	225.00	46,011.83
0000330450	*INSPECTOR	40,206.40	43,784.00	3,577.60	42,795.33	5,298.47	225.00	48,318.80
0000320696	TRANSIT POLICE OFFICER SR	52,686.40	56,430.40	3,744.00	55,959.15	28,645.08	1,021.28	85,625.51
0000306372	OFFICE ADMINISTRATOR II	52,962.26	54,551.12	1,588.86	53,288.46	0.00	2,041.66	55,330.12
0000323174	QA ENGINEER	73,759.92	75,972.78	2,212.86	74,498.17	0.00	5,673.84	80,172.01
0000304889	*JOURNEYMAN OVERHAULER	43,804.80	46,467.20	2,662.40	45,619.49	5,804.92	225.00	51,649.41

MARTOC REPORT

EE NUMBER	TITLE	FY 14	FY 15	DIFFERENCE	REGULAR	OVERTIME	OTHER	TOTAL
		BASE SALARY	BASE SALARY	+/-	EARNINGS	EARNINGS	EARNINGS	EARNINGS
0000330888	*RAIL OPERATOR	31,491.20	33,404.80	1,913.60	33,739.52	10,256.13	0.00	43,995.65
0000305906	ADMINISTRATOR - WARRANTIES	66,515.02	68,510.52	1,995.50	67,180.43	0.00	9,192.75	76,373.18
0000321621	DISPATCHER RADIO COMMUNICATION	49,483.20	49,483.20	0.00	45,873.11	808.50	0.00	46,681.61
0000330968	*BUS OPERATOR	28,454.40	33,404.80	4,950.40	31,507.79	10,608.21	0.00	42,116.00
0000303779	TRANSIT POLICE OFFICER SR	54,787.20	56,430.40	1,643.20	49,984.39	14,500.18	3,002.76	67,487.33
0000331313	SUPV CAR REPAIR INSPECTION	41,080.00	53,664.00	12,584.00	43,168.04	11,250.67	225.00	54,643.71
0000305832	*JOURNEYMAN RAIL CAR MECHANIC	43,804.80	46,467.20	2,662.40	46,262.06	2,851.98	225.00	49,339.04
0000305392	*BUS OPERATOR	40,643.20	43,118.40	2,475.20	42,472.25	2,422.29	0.00	44,894.54
0000321059	*BUS OPERATOR (DATE LAST EMPLOYED 2015-03-12 00:03:00)	40,643.20	41,870.40	1,227.20	27,734.10	1,992.50	0.00	29,726.60
0000319776	SUPV RAIL LINE	52,104.00	53,664.00	1,560.00	52,625.04	11,228.72	5,010.00	68,863.76
0000321776	*SERVICEPERSON IV	34,008.00	36,088.00	2,080.00	36,204.50	40,476.16	0.00	76,680.66
0000322566	*RAIL STATION CLEANER	28,412.80	30,139.20	1,726.40	29,802.78	245.88	0.00	30,048.66
0000320548	DIVISION DISPATCHER	48,048.00	49,483.20	1,435.20	43,606.68	853.55	184.80	44,645.03
0000303106	*SERVICEPERSON II	31,824.00	33,758.40	1,934.40	32,913.46	82.40	0.00	32,995.86
0000306286	SUPT RAIL LINE	61,800.18	63,654.24	1,854.06	62,418.25	0.00	4,753.86	67,172.11
0000304159	*BUS OPERATOR	40,643.20	43,118.40	2,475.20	39,481.05	1,327.33	0.00	40,808.38
0000310754	*BUS OPERATOR	40,643.20	43,118.40	2,475.20	40,141.69	878.58	0.00	41,020.27
0000306095	*BUS OPERATOR	40,643.20	43,118.40	2,475.20	40,616.01	1,259.73	0.00	41,875.74
0000304746	SUPV PARKING SERVICES	31,102.50	32,038.50	936.00	32,091.58	3,146.21	0.00	35,237.79
0000320613	*SERVICEPERSON I (A)	32,281.60	34,257.60	1,976.00	33,245.79	991.52	0.00	34,237.31
0000330303	*MOBILITY OPERATOR	23,358.40	29,078.40	5,720.00	26,615.85	2,111.23	0.00	28,727.08
0000326985	RESEARCH SURVEYOR	0.00	0.00	0.00	19,305.00	2,016.00	0.00	21,321.00
0000321797	MECHANICAL ENGINEER VI	81,660.80	84,110.52	2,449.72	82,477.91	0.00	3,140.80	85,618.71
0000321941	TRANSIT POLICE OFFICER SR	52,686.40	56,430.40	3,744.00	51,367.14	15,699.81	6,901.08	73,968.03
0000302028	*BUS OPERATOR	40,643.20	43,118.40	2,475.20	43,516.53	7,847.38	0.00	51,363.91
0000315791	ROOF INSPECTOR	53,169.22	54,764.32	1,595.10	53,701.18	0.00	4,089.96	57,791.14
0000304090	*MOBILITY OPERATOR	30,409.60	32,260.80	1,851.20	33,608.32	4,933.23	0.00	38,541.55
0000307142	SYSTEM SAFETY AUDITOR	78,000.00	80,340.00	2,340.00	78,480.00	0.00	300.00	78,780.00
0000332347	*SERVICEPERSON I (A)	29,182.40	32,718.40	3,536.00	30,873.14	6,822.26	0.00	37,695.40
0000306561	*INSPECTOR	43,118.40	45,739.20	2,620.80	47,832.10	6,026.70	395.80	54,254.60
0000330604	CONTRACT SPECIALIST III (DATE LAST EMPLOYED 2015-06-05 00:06:00)	67,998.06	67,998.06	0.00	67,370.58	0.00	0.00	67,370.58
0000317817	SR TRANSIT SYSTEMS PLANNER	70,622.76	72,741.50	2,118.74	71,057.57	0.00	5,704.15	76,761.72
0000315281	*BUS OPERATOR	40,643.20	43,118.40	2,475.20	45,088.22	29,862.48	0.00	74,950.70
0000332038	*MOBILITY OPERATOR	23,358.40	29,078.40	5,720.00	25,762.54	818.39	0.00	26,580.93
0000324719	*JOURNEYMAN ET-TRAIN CONTROL	43,804.80	46,467.20	2,662.40	46,683.07	22,226.21	225.00	69,134.28

MARTOC REPORT

EE NUMBER	TITLE	FY 14 BASE SALARY	FY 15 BASE SALARY	DIFFERENCE +/-	REGULAR EARNINGS	OVERTIME EARNINGS	OTHER EARNINGS	TOTAL EARNINGS
0000302424	MAINTENANCE PLANNER BUS	53,248.00	54,849.60	1,601.60	54,382.08	1,804.80	0.00	56,186.88
0000327680	*JOURNEYMAN ELEC POWER ELECT	43,804.80	46,467.20	2,662.40	46,492.66	17,069.02	225.00	63,786.68
0000330886	*BUS OPERATOR	31,491.20	33,404.80	1,913.60	33,920.75	15,749.07	0.00	49,669.82
0000319388	COST ANALYST	61,053.72	62,885.42	1,831.70	61,664.40	0.00	4,931.28	66,595.68
0000332763	TRANSIT POLICE OFFICER	41,641.60	42,889.60	1,248.00	43,538.50	18,581.10	0.00	62,119.60
0000319604	*JOURNEYMAN RAIL CAR MECHANIC	43,804.80	46,467.20	2,662.40	44,533.94	0.00	856.80	45,390.74
0000333098	*BUS OPERATOR	30,180.80	30,180.80	0.00	20,012.52	3,191.99	0.00	23,204.51
0000302065	*JOURNEYMAN RAIL CAR MECHANIC	43,804.80	46,467.20	2,662.40	45,906.73	7,672.86	225.00	53,804.59
0000322111	*BUS OPERATOR	37,606.40	43,118.40	5,512.00	40,923.73	11,054.11	0.00	51,977.84
0000302381	*BUS OPERATOR	40,643.20	43,118.40	2,475.20	45,618.25	21,575.21	0.00	67,193.46
0000305668	MECHANICAL ENGINEER VI	73,218.86	75,415.34	2,196.48	73,951.17	0.00	2,816.11	76,767.28
0000318190	TRANSIT POLICE OFFICER SR	54,787.20	56,430.40	1,643.20	56,230.63	19,952.60	4,016.85	80,200.08
0000315197	*RAIL OPERATOR	40,643.20	43,118.40	2,475.20	44,360.48	15,904.33	0.00	60,264.81
0000317200	*STRUCTURAL INSPECTOR	43,118.40	45,739.20	2,620.80	45,055.35	14,192.98	0.00	59,248.33
0000322669	*JOURNEYMAN ELEC POWER ELECT	43,804.80	46,467.20	2,662.40	45,180.28	6,801.16	225.00	52,206.44
0000304675	*AA INSPECTOR	43,804.80	46,467.20	2,662.40	48,914.75	17,797.75	225.00	66,937.50
0000322164	BENEFITS-CUSTOMER SVC REP	40,000.22	41,200.12	1,199.90	40,400.33	0.00	3,846.22	44,246.55
0000322095	TRANSIT POLICE OFFICER SR	50,668.80	54,267.20	3,598.40	53,026.85	26,911.71	3,897.60	83,836.16
0000317108	*JOURNEYMAN ET-HVAC	43,804.80	46,467.20	2,662.40	45,245.91	1,216.27	225.00	46,687.18
0000306251	TRANSIT POLICE OFFICER SPECIAL	56,971.20	58,676.80	1,705.60	58,390.03	11,812.02	0.00	70,202.05
0000333260	CONTRACT PROFESSIONAL (DATE LAST EMPLOYED 2015-05-12 00:05:00)	62,848.50	62,848.50	0.00	34,212.17	3,980.44	0.00	38,192.61
0000323598	*BUS OPERATOR	40,643.20	43,118.40	2,475.20	43,058.26	1,820.56	0.00	44,878.82
0000322096	OFFICE ADMINISTRATOR II (DATE LAST EMPLOYED 2015-02-13 00:02:00)	51,021.88	51,021.88	0.00	30,731.18	0.00	5,704.82	36,436.00
0000315131	SUPV FARE COLLECTION OPERATION	53,001.00	49,627.50	-3,373.50	48,962.91	614.06	0.00	49,576.97
0000321042	*JOURNEYMAN SUPPORT EQUIPMENT	43,804.80	46,467.20	2,662.40	45,733.74	8,059.13	225.00	54,017.87
0000323252	SUPV BUS TRANSPORTATION	48,048.00	49,483.20	1,435.20	49,406.28	3,719.10	2,032.80	55,158.18
0000306541	*RAIL OPERATOR	40,643.20	43,118.40	2,475.20	46,172.57	38,647.73	0.00	84,820.30
0000329322	*INSPECTOR	42,078.40	43,908.80	1,830.40	44,006.77	20,089.85	225.00	64,321.62
0000304331	*MATERIAL CONTROLLER	43,659.20	44,948.80	1,289.60	48,382.28	6,692.56	0.00	55,074.84
0000303185	*BUS OPERATOR	40,643.20	43,118.40	2,475.20	39,192.58	360.53	0.00	39,553.11
0000302015	*RAIL OPERATOR	40,643.20	43,118.40	2,475.20	42,829.23	12,880.75	0.00	55,709.98
0000314952	*TRACK WALKER	43,118.40	45,739.20	2,620.80	34,708.44	4,270.11	0.00	38,978.55
0000331657	*BUS OPERATOR	28,454.40	33,404.80	4,950.40	21,000.01	2,545.91	0.00	23,545.92
0000304020	MGR REVENUE ADMINISTRATION	74,834.76	77,079.86	2,245.10	75,583.27	0.00	0.00	75,583.27

MARTOC REPORT

EE NUMBER	TITLE	FY 14	FY 15	DIFFERENCE	REGULAR	OVERTIME	OTHER	TOTAL
		BASE SALARY	BASE SALARY	+/-	EARNINGS	EARNINGS	EARNINGS	EARNINGS
0000323026	*INSPECTOR	43,118.40	45,739.20	2,620.80	46,353.56	16,334.23	225.00	62,912.79
0000304439	TRANSIT POLICE OFFICER SPECIAL	56,971.20	58,676.80	1,705.60	57,472.46	5,803.30	3,779.82	67,055.58
0000304363	*AA INSPECTOR (DATE LAST EMPLOYED 2015-02-01 00:02:00)	43,804.80	45,115.20	1,310.40	29,637.08	0.00	0.00	29,637.08
0000306605	*BUS OPERATOR	40,643.20	43,118.40	2,475.20	45,052.78	30,980.52	0.00	76,033.30
0000330536	*RAIL OPERATOR (DATE LAST EMPLOYED 2015-01-21 00:01:00)	31,491.20	32,427.20	936.00	20,772.59	3,953.91	0.00	24,726.50
0000305274	*STATION AGENT	37,169.60	39,436.80	2,267.20	38,935.38	687.15	0.00	39,622.53
0000304371	*MATERIAL CONTROLLER LEAD	43,659.20	46,321.60	2,662.40	47,032.35	9,542.96	0.00	56,575.31
0000304053	*AA INSPECTOR	43,804.80	46,467.20	2,662.40	45,566.73	25,286.13	225.00	71,077.86
0000328297	*JOURNEYMAN SUPPORT EQUIPMENT	42,390.40	46,467.20	4,076.80	45,195.07	10,620.97	225.00	56,041.04
0000304060	*TRACK WALKER	43,118.40	45,739.20	2,620.80	47,685.53	12,820.90	0.00	60,506.43
0000322333	*INSPECTOR	43,118.40	45,739.20	2,620.80	47,930.23	16,921.20	225.00	65,076.43
0000320034	*JOURNEYMAN ET-TELEPHONE MAINT	43,804.80	46,467.20	2,662.40	47,883.43	24,929.25	225.00	73,037.68
0000306233	SCHEDULE DISTRIBUTION CLERK	27,105.00	27,924.00	819.00	27,584.55	396.15	3,596.63	31,577.33
0000330983	*BUS OPERATOR	28,454.40	33,404.80	4,950.40	32,926.05	5,076.93	0.00	38,002.98
0000322365	*BUS OPERATOR	37,606.40	43,118.40	5,512.00	42,755.29	5,532.61	0.00	48,287.90
0000321361	*SERVICEPERSON IV	34,008.00	36,088.00	2,080.00	36,932.97	10,504.25	0.00	47,437.22
0000324946	*RAIL OPERATOR	34,548.80	39,894.40	5,345.60	34,954.87	5,664.77	0.00	40,619.64
0000323675	*MOBILITY OPERATOR	28,766.40	32,260.80	3,494.40	30,609.94	686.63	0.00	31,296.57
0000315958	*JOURNEYMAN ET-LABORATORY	43,804.80	46,467.20	2,662.40	45,196.65	0.00	225.00	45,421.65
0000314909	SUPV OCCUP MED SVCS WELLNESS	70,476.12	72,590.44	2,114.32	69,825.69	0.00	6,776.58	76,602.27
0000306034	SR COST ANALYST	74,718.02	76,959.48	2,241.46	75,465.35	0.00	11,634.96	87,100.31
0000323007	TRANSIT POLICE OFFICER SPECIAL	52,686.40	58,676.80	5,990.40	55,124.54	17,668.74	4,998.10	77,791.38
0000304773	CONTRACT PROFESSIONAL	0.00	0.00	0.00	73,017.00	1,064.00	0.00	74,081.00
0000320556	SR RIGHT OF WAY SPECIALIST	70,963.36	73,092.24	2,128.88	71,673.84	0.00	6,350.33	78,024.17
0000320313	BUYER PLANNER III	65,010.14	66,960.40	1,950.26	65,410.48	0.00	2,750.43	68,160.91
0000303078	*BUS OPERATOR	40,643.20	43,118.40	2,475.20	42,607.54	8,215.05	0.00	50,822.59
0000304943	*RAIL OPERATOR	40,643.20	43,118.40	2,475.20	41,904.01	25,099.69	0.00	67,003.70
0000302691	MGR SPEC PROJECTS & ANALYSIS	90,850.24	93,575.82	2,725.58	91,409.62	0.00	11,239.84	102,649.46
0000330992	*RAIL OPERATOR	28,454.40	33,404.80	4,950.40	33,928.03	17,512.74	0.00	51,440.77
0000304057	*JOURNEYMAN ET-HVAC	43,804.80	46,467.20	2,662.40	44,924.19	585.64	225.00	45,734.83
0000304991	PLANNER ELECTRICAL MAINTENANCE	52,104.00	53,664.00	1,560.00	54,203.23	3,118.77	3,456.90	60,778.90
0000303978	CLAIMS ADJUSTER III-WKRS COMP	59,269.34	61,047.48	1,778.14	59,862.13	0.00	8,358.50	68,220.63
0000332339	*BUS OPERATOR (DATE LAST EMPLOYED 2015-06-05 00:06:00)	29,307.20	29,307.20	0.00	25,077.02	1,591.91	0.00	26,668.93
0000305816	*INSPECTOR	43,118.40	45,739.20	2,620.80	44,510.07	136.12	225.00	44,871.19

MARTOC REPORT

EE NUMBER	TITLE	FY 14	FY 15	DIFFERENCE	REGULAR	OVERTIME	OTHER	TOTAL
		BASE SALARY	BASE SALARY	+/-	EARNINGS	EARNINGS	EARNINGS	EARNINGS
0000322103	*RAIL OPERATOR	37,606.40	43,118.40	5,512.00	40,614.74	6,424.58	0.00	47,039.32
0000332375	*MOBILITY OPERATOR	27,664.00	27,664.00	0.00	24,313.98	4,595.34	413.44	29,322.76
0000320434	*SERVICEPERSON I	31,824.00	33,758.40	1,934.40	33,301.99	6,005.93	0.00	39,307.92
0000327329	PERFORMANCE ANALYST	70,000.06	72,100.08	2,100.02	70,700.36	0.00	0.00	70,700.36
0000305108	*BUS OPERATOR	40,643.20	40,643.20	0.00	17,215.75	4,367.80	0.00	21,583.55
0000302704	(DATE LAST EMPLOYED 2014-11-01 00:11:00) SUPV RAIL LINE	55,016.00	56,659.20	1,643.20	57,616.11	8,232.67	2,421.62	68,270.40
0000323522	*BUS OPERATOR	40,643.20	43,118.40	2,475.20	42,019.68	4,871.33	0.00	46,891.01
0000305909	*JOURNEYMAN ET-HVAC	43,804.80	45,115.20	1,310.40	28,330.22	907.28	225.00	29,462.50
0000306577	(DATE LAST EMPLOYED 2015-01-01 00:01:00) *REPROGRAPHICS SPEC II	32,760.00	34,756.80	1,996.80	29,718.96	214.99	0.00	29,933.95
0000302300	*MOBILITY OPERATOR	30,409.60	32,260.80	1,851.20	31,658.82	8,883.53	0.00	40,542.35
0000321240	MGR TRANSIT ORIENTED DEV	86,713.12	89,314.42	2,601.30	88,181.04	0.00	0.00	88,181.04
0000302111	*JOURNEYMAN ET-RADIO MAINT	43,804.80	46,467.20	2,662.40	45,343.58	14,034.80	225.00	59,603.38
0000319274	*JOURNEYMAN ET-HVAC	43,804.80	46,467.20	2,662.40	45,493.57	2,167.12	225.00	47,885.69
0000322925	*JOURNEYMAN ET-TRAIN CONTROL	43,804.80	46,467.20	2,662.40	45,394.14	7,589.90	225.00	53,209.04
0000330384	CONTRACT PROFESSIONAL	0.00	0.00	0.00	37,779.47	257.88	0.00	38,037.35
0000320575	*MOBILITY OPERATOR	30,409.60	32,260.80	1,851.20	28,458.47	4,819.63	0.00	33,278.10
0000306341	*RAIL STATION CLEANER	28,412.80	30,139.20	1,726.40	25,989.15	0.00	0.00	25,989.15
0000327466	*MOBILITY OPERATOR	24,564.80	30,513.60	5,948.80	24,646.68	532.41	0.00	25,179.09
0000320016	*BUS OPERATOR	40,643.20	43,118.40	2,475.20	29,716.37	4,295.71	0.00	34,012.08
0000323527	*BUS OPERATOR	40,643.20	43,118.40	2,475.20	43,265.00	12,221.35	0.00	55,486.35
0000330168	*BUS OPERATOR	31,491.20	36,649.60	5,158.40	33,837.92	1,591.31	0.00	35,429.23
0000318109	TRANSIT POLICE SERGEANT	56,971.20	62,795.20	5,824.00	51,694.49	7,775.30	6,866.70	66,336.49
0000331188	CONTRACT SPECIALIST II	57,410.60	59,132.84	1,722.24	57,984.81	0.00	0.00	57,984.81
0000303152	(DATE LAST EMPLOYED 2015-07-03 00:07:00) *SERVICEPERSON I (A)	32,281.60	34,257.60	1,976.00	35,001.90	3,570.11	0.00	38,572.01
0000332450	*INSPECTOR	39,603.20	42,660.80	3,057.60	42,414.49	3,760.38	0.00	46,174.87
0000303133	*BUS OPERATOR	40,643.20	43,118.40	2,475.20	43,752.62	28,005.94	0.00	71,758.56
0000332055	*JOURNEYMAN TRACK MECHANIC	39,603.20	43,908.80	4,305.60	43,259.30	10,777.98	0.00	54,037.28
0000323608	*RAIL OPERATOR	40,643.20	43,118.40	2,475.20	43,049.63	7,265.61	0.00	50,315.24
0000305426	*BUS OPERATOR	40,643.20	43,118.40	2,475.20	41,216.18	15,743.83	0.00	56,960.01
0000330397	*JOURNEYMAN ELEC POWER ELECT	41,080.00	44,969.60	3,889.60	43,201.99	854.88	225.00	44,281.87
0000304241	*BUS OPERATOR	40,643.20	43,118.40	2,475.20	40,476.20	859.49	0.00	41,335.69
0000329162	*BUS OPERATOR	31,491.20	36,649.60	5,158.40	35,562.88	13,494.91	0.00	49,057.79
0000332569	FIELD INSPECTOR	51,226.50	52,767.00	1,540.50	52,303.70	5,648.09	0.00	57,951.79
0000302327	*RAIL OPERATOR	40,643.20	43,118.40	2,475.20	46,192.07	30,653.71	0.00	76,845.78

MARTOC REPORT

EE NUMBER	TITLE	FY 14	FY 15	DIFFERENCE	REGULAR	OVERTIME	OTHER	TOTAL
		BASE SALARY	BASE SALARY	+/-	EARNINGS	EARNINGS	EARNINGS	EARNINGS
0000305215	*BUS OPERATOR	40,643.20	43,118.40	2,475.20	45,259.20	27,203.56	174.53	72,637.29
0000321296	PARKING SERVICES ADMINISTRATOR	51,304.50	52,843.70	1,539.20	51,817.67	0.00	4,143.84	55,961.51
0000330500	*INSPECTOR	40,206.40	43,784.00	3,577.60	43,040.91	1,583.21	225.00	44,849.12
0000303550	*INSPECTOR	43,118.40	45,739.20	2,620.80	45,007.13	1,209.64	225.00	46,441.77
0000322681	*INSPECTOR	43,118.40	45,739.20	2,620.80	45,970.55	8,260.01	225.00	54,455.56
0000332041	*MOBILITY OPERATOR	23,358.40	27,664.00	4,305.60	22,220.94	2,073.49	0.00	24,294.43
0000305896	*BUS OPERATOR	40,643.20	43,118.40	2,475.20	43,595.07	21,385.38	214.39	65,194.84
0000305262	*JOURNEYMAN ET-RAIL CAR MAINT	43,804.80	46,467.20	2,662.40	46,272.29	2,737.13	225.00	49,234.42
0000332377	CONTRACT PROFESSIONAL	0.00	0.00	0.00	40,755.79	0.00	0.00	40,755.79
0000331997	*BUS OPERATOR	28,454.40	33,404.80	4,950.40	30,811.57	6,761.90	0.00	37,573.47
0000315425	MEDIA SALES REP	22,620.00	23,302.50	682.50	22,794.00	887.40	1,827.00	25,508.40
0000331452	*TRAFFIC CHECKER	26,540.80	26,540.80	0.00	20,366.72	5,395.97	0.00	25,762.69
0000324539	*SERVICEPERSON IV	34,008.00	36,088.00	2,080.00	36,238.23	9,187.87	0.00	45,426.10
0000302842	*BUS OPERATOR	40,643.20	43,118.40	2,475.20	42,995.42	19,952.77	0.00	62,948.19
0000304638	FOREMAN TRACK & STRCT	54,454.40	61,713.60	7,259.20	60,112.96	6,432.49	4,896.00	71,441.45
0000303989	*BUS OPERATOR	40,643.20	43,118.40	2,475.20	30,156.74	6,402.64	0.00	36,559.38
0000330936	*BUS OPERATOR	31,491.20	33,404.80	1,913.60	33,142.45	6,440.80	0.00	39,583.25
0000303655	*SERVICEPERSON V	43,118.40	45,739.20	2,620.80	45,999.55	16,696.84	0.00	62,696.39
0000322574	*INSPECTOR	40,206.40	43,784.00	3,577.60	46,638.15	5,857.41	0.00	52,495.56
0000302551	*SERVICEPERSON V	43,118.40	45,739.20	2,620.80	45,168.34	3,192.55	0.00	48,360.89
0000333371	*TRACK MAINTAINER	42,660.80	42,660.80	0.00	24,104.99	2,726.51	0.00	26,831.50
0000317547	WEB DEVELOPER III	73,760.18	75,973.04	2,212.86	74,497.87	0.00	9,229.53	83,727.40
0000318490	BREEZE MEDIA DISTRIBUTION AGT	38,577.76	39,735.02	1,157.26	38,963.81	0.00	1,483.78	40,447.59
0000311292	DISPATCHER RADIO COMMUNICATION	48,588.80	50,044.80	1,456.00	49,611.97	7,509.08	7,475.20	64,596.25
0000322695	*BUS OPERATOR (DATE LAST EMPLOYED 2015-03-19 00:03:00)	40,643.20	41,870.40	1,227.20	36,581.44	973.26	0.00	37,554.70
0000321366	*BUS OPERATOR	40,643.20	43,118.40	2,475.20	40,133.03	236.41	0.00	40,369.44
0000306374	*BUS OPERATOR	30,180.80	30,180.80	0.00	25,323.49	2,628.59	0.00	27,952.08
0000305153	SUPV MOBILITY RESERVATIONS	53,244.88	54,842.32	1,597.44	53,777.63	0.00	7,563.55	61,341.18
0000316267	*BUS OPERATOR	40,643.20	43,118.40	2,475.20	33,621.42	3,031.22	0.00	36,652.64
0000317106	DIR RAIL TRANSPORTATION	109,720.26	113,011.86	3,291.60	110,817.60	0.00	0.00	110,817.60
0000303859	*BUS OPERATOR	40,643.20	43,118.40	2,475.20	44,051.44	15,591.71	0.00	59,643.15
0000302356	ASST SUPT MOBILITY DISPATCH	46,312.50	47,701.94	1,389.44	38,154.44	0.00	12,290.65	50,445.09
0000303451	SUPV BUS & RAIL STORES	55,848.00	59,300.80	3,452.80	56,241.03	1,822.19	3,222.00	61,285.22
0000326470	*JOURNEYMAN ELEC POWER ELECT	42,390.40	46,467.20	4,076.80	45,678.57	19,015.14	225.00	64,918.71
0000322191	CHF PROJECT SCHEDULER	85,000.24	87,550.32	2,550.08	85,850.53	0.00	0.00	85,850.53

MARTOC REPORT

EE NUMBER	TITLE	FY 14	FY 15	DIFFERENCE	REGULAR	OVERTIME	OTHER	TOTAL
		BASE SALARY	BASE SALARY	+/-	EARNINGS	EARNINGS	EARNINGS	EARNINGS
0000329339	*MOBILITY OPERATOR	24,564.80	30,513.60	5,948.80	26,164.36	1,425.02	0.00	27,589.38
0000322539	*RAIL OPERATOR	40,643.20	43,118.40	2,475.20	42,286.89	2,689.97	0.00	44,976.86
0000315092	*BUS OPERATOR	40,643.20	43,118.40	2,475.20	43,170.69	12,305.00	0.00	55,475.69
0000329346	*INSPECTOR	40,643.20	43,908.80	3,265.60	42,829.00	2,816.75	225.00	45,870.75
0000321620	*BUS OPERATOR	40,643.20	43,118.40	2,475.20	42,760.36	11,793.00	0.00	54,553.36
0000332130	*BUS OPERATOR	33,404.80	33,404.80	0.00	30,418.11	11,245.59	0.00	41,663.70
0000333263	MGR CONSTRUCTION	98,700.16	98,700.16	0.00	64,535.01	0.00	0.00	64,535.01
0000332964	*BUS OPERATOR	30,180.80	30,180.80	0.00	19,536.84	1,720.25	0.00	21,257.09
0000307138	*JOURNEYMAN ET-RADIO MAINT	43,804.80	46,467.20	2,662.40	46,567.97	4,211.65	225.00	51,004.62
0000326265	*JOURNEYMAN RAIL CAR MECHANIC	43,804.80	46,467.20	2,662.40	45,728.74	8,095.26	225.00	54,049.00
0000329357	*MOBILITY OPERATOR	24,564.80	30,513.60	5,948.80	23,614.62	3,550.20	0.00	27,164.82
0000303980	*SERVICEPERSON I (A)	32,281.60	34,257.60	1,976.00	36,596.54	5,597.04	0.00	42,193.58
0000302455	*BUS OPERATOR	40,643.20	43,118.40	2,475.20	40,617.56	2,158.27	0.00	42,775.83
0000304335	*SERVICEPERSON I	31,824.00	33,758.40	1,934.40	27,485.24	7,684.11	0.00	35,169.35
0000303059	*SERVICEPERSON V (DATE LAST EMPLOYED 2015-02-01 00:02:00)	43,118.40	44,408.00	1,289.60	31,961.75	5,029.67	0.00	36,991.42
0000304657	*BUS OPERATOR	40,643.20	43,118.40	2,475.20	26,101.32	3,341.32	0.00	29,442.64
0000328048	SAFETY OPERATIONAL OFFICER	68,041.22	70,082.48	2,041.26	68,721.81	0.00	0.00	68,721.81
0000306977	CONTRACT EMP PT POLICE OFFICER	0.00	0.00	0.00	49,237.50	1,462.50	0.00	50,700.00
0000306614	ACCOUNTING SPECIALIST III	43,738.50	45,045.00	1,306.50	39,555.37	1,530.86	8,251.82	49,338.05
0000323661	*SERVICEPERSON IV	34,008.00	36,088.00	2,080.00	35,996.04	4,198.91	0.00	40,194.95
0000303446	TRANSIT POLICE SERGEANT	65,936.00	67,912.00	1,976.00	70,581.65	34,640.28	1,268.00	106,489.93
0000304918	*JOURNEYMAN RAIL CAR MECHANIC	43,804.80	46,467.20	2,662.40	47,158.61	13,164.90	225.00	60,548.51
0000330387	*JOURNEYMAN ELEC POWER ELECT	41,080.00	43,908.80	2,828.80	42,639.34	7,499.19	450.00	50,588.53
0000323622	*BUS OPERATOR	40,643.20	43,118.40	2,475.20	42,216.59	2,147.82	0.00	44,364.41
0000302767	CONTRACT PROFESSIONAL	0.00	0.00	0.00	50,095.64	14,779.43	0.00	64,875.07
0000306340	*BUS OPERATOR	40,643.20	43,118.40	2,475.20	32,717.95	537.55	0.00	33,255.50
0000303199	ORG LEARNING SPECIALIST III	60,204.30	62,010.52	1,806.22	60,806.53	0.00	2,778.66	63,585.19
0000305241	*BUS OPERATOR	40,643.20	43,118.40	2,475.20	45,320.77	12,445.54	0.00	57,766.31
0000303704	*CUSTOMER INFORMATION OPERATOR	31,699.20	33,633.60	1,934.40	28,936.87	137.16	0.00	29,074.03
0000328223	PROJECT ENGINEER	64,639.12	66,578.20	1,939.08	65,286.01	0.00	2,486.13	67,772.14
0000331408	*BUS OPERATOR	28,454.40	33,404.80	4,950.40	32,244.83	4,902.25	0.00	37,147.08
0000328841	CONTRACT PROFESSIONAL	0.00	0.00	0.00	42,836.18	92.92	0.00	42,929.10
0000305519	SUPV PARKING SERVICES	28,957.50	29,835.00	877.50	26,822.94	1,091.51	5,795.25	33,709.70
0000332872	TRANSIT POLICE OFFICER SR	39,665.60	39,665.60	0.00	27,227.15	6,309.64	0.00	33,536.79

MARTOC REPORT

EE NUMBER	TITLE	FY 14	FY 15	DIFFERENCE	REGULAR	OVERTIME	OTHER	TOTAL
		BASE SALARY	BASE SALARY	+/-	EARNINGS	EARNINGS	EARNINGS	EARNINGS
0000331746	CONTRACT PROFESSIONAL	0.00	0.00	0.00	94,727.90	1,256.08	0.00	95,983.98
0000325272	TRANSIT POLICE OFFICER SPECIAL	48,713.60	52,187.20	3,473.60	50,084.11	22,058.86	2,154.64	74,297.61
0000332612	*BUS OPERATOR	30,180.80	30,180.80	0.00	25,492.65	5,033.88	0.00	30,526.53
0000304785	*BUS OPERATOR	40,643.20	43,118.40	2,475.20	43,419.70	4,498.59	162.77	48,081.06
0000305434	*RAIL OPERATOR	40,643.20	43,118.40	2,475.20	44,568.07	11,268.81	0.00	55,836.88
0000302938	SUPT SERVICE QUALITY	81,900.26	84,357.26	2,457.00	82,467.59	0.00	11,025.88	93,493.47
0000328491	CONTRACT EMP ADMIN SUPPORT	0.00	0.00	0.00	22,358.40	1,467.00	0.00	23,825.40
0000323597	*SERVICEPERSON I (A)	32,281.60	34,257.60	1,976.00	27,481.91	2,576.13	0.00	30,058.04
0000332894	*BUS OPERATOR	30,180.80	30,180.80	0.00	23,665.78	1,107.05	0.00	24,772.83
0000304929	*BUS OPERATOR	40,643.20	43,118.40	2,475.20	40,234.77	967.61	0.00	41,202.38
0000304268	*BUS OPERATOR	40,643.20	43,118.40	2,475.20	46,582.86	13,019.38	0.00	59,602.24
0000316339	*JOURNEYMAN ELEC POWER ELECT	43,804.80	46,467.20	2,662.40	45,618.83	31,883.68	225.00	77,727.51
0000321224	TRANSIT POLICE OFFICER SPECIAL	56,971.20	58,676.80	1,705.60	57,760.03	38,989.73	821.70	97,571.46
0000325097	MGR RETAIL CONCESSIONS	95,000.10	97,850.22	2,850.12	95,950.22	0.00	0.00	95,950.22
0000303734	*BUS OPERATOR (DATE LAST EMPLOYED 2015-04-01 00:04:00)	40,643.20	41,870.40	1,227.20	34,745.31	4,987.92	0.00	39,733.23
0000318974	SUPV FIELD RESEARCH	0.00	0.00	0.00	26,932.50	11,143.19	0.00	38,075.69
0000331400	*BUS OPERATOR (DATE LAST EMPLOYED 2015-06-05 00:06:00)	28,454.40	32,427.20	3,972.80	27,039.21	4,538.40	0.00	31,577.61
0000331879	CONTRACT PROFESSIONAL	0.00	0.00	0.00	81,495.00	472.50	0.00	81,967.50
0000321356	*INSPECTOR	43,118.40	45,739.20	2,620.80	45,269.17	11,114.50	225.00	56,608.67
0000305583	TRANSIT POLICE OFFICER SR	54,787.20	56,430.40	1,643.20	56,507.20	13,364.29	1,053.60	70,925.09
0000304280	FOREMAN PAINT SHOP FACILITIES	54,995.20	56,638.40	1,643.20	56,602.75	18,111.40	0.00	74,714.15
0000331744	CONTRACT PROFESSIONAL	0.00	0.00	0.00	119,827.50	12,967.50	0.00	132,795.00
0000320449	CONTRACT EMP ADMIN SUPPORT	0.00	0.00	0.00	22,984.00	336.38	0.00	23,320.38
0000332093	*BUS OPERATOR	28,454.40	33,404.80	4,950.40	30,379.40	3,493.89	0.00	33,873.29
0000317606	*BUS OPERATOR	28,454.40	33,404.80	4,950.40	32,143.53	6,749.68	141.56	39,034.77
0000303168	BUS/RAIL APC AFC ANALYST III	59,618.00	61,406.54	1,788.54	57,119.05	0.00	3,153.35	60,272.40
0000314102	STRUCTURAL ENGINEER VI	83,208.06	85,704.32	2,496.26	83,080.71	0.00	960.12	84,040.83
0000322034	*MOBILITY OPERATOR	30,409.60	32,260.80	1,851.20	30,411.47	1,915.01	0.00	32,326.48
0000331060	*BUS OPERATOR	28,454.40	33,404.80	4,950.40	29,923.80	3,928.35	0.00	33,852.15
0000303125	MAINTENANCE PLANNER BUS	54,995.20	56,638.40	1,643.20	57,871.87	13,140.68	6,557.12	77,569.67
0000304134	TRANSIT POLICE SERGEANT	65,936.00	67,912.00	1,976.00	67,863.36	40,655.31	8,115.20	116,633.87
0000319937	*SERVICEPERSON I	31,824.00	33,758.40	1,934.40	33,379.28	6,055.13	0.00	39,434.41
0000319098	COST ANALYST	67,159.04	62,885.42	-4,273.62	61,359.07	0.00	7,984.01	69,343.08
0000302833	SR EXECUTIVE ADMINISTRATOR	70,350.02	72,460.44	2,110.42	70,783.13	0.00	7,053.06	77,836.19
0000306119	*BUS OPERATOR	40,643.20	43,118.40	2,475.20	45,848.65	18,106.94	0.00	63,955.59

MARTOC REPORT

EE NUMBER	TITLE	FY 14	FY 15	DIFFERENCE	REGULAR	OVERTIME	OTHER	TOTAL
		BASE SALARY	BASE SALARY	+/-	EARNINGS	EARNINGS	EARNINGS	EARNINGS
0000331206	*BUS OPERATOR	33,404.80	33,404.80	0.00	31,054.93	3,292.84	0.00	34,347.77
0000305230	COMPENSATION ANALYST III	50,779.56	63,344.84	12,565.28	48,143.26	0.00	7,447.69	55,590.95
0000323321	*MOBILITY OPERATOR	28,766.40	32,260.80	3,494.40	23,973.86	1,561.93	0.00	25,535.79
0000305188	*BUS DISPATCHER (BLOCKOUT)	41,662.40	44,200.00	2,537.60	42,317.29	2,904.81	0.00	45,222.10
0000324278	POLICE ADMINISTRATOR	55,580.20	55,580.20	0.00	33,345.00	0.00	0.00	33,345.00
0000333214	CONTRACT PROFESSIONAL	55,009.50	55,009.50	0.00	37,716.78	9,041.35	0.00	46,758.13
0000302534	*BUS OPERATOR	40,643.20	43,118.40	2,475.20	42,743.32	8,962.88	0.00	51,706.20
0000331457	SUPV BUS TRANSPORTATION	28,454.40	49,483.20	21,028.80	35,347.71	4,686.55	0.00	40,034.26
0000319966	*RAIL STATION CLEANER	28,412.80	30,139.20	1,726.40	31,239.22	4,466.76	0.00	35,705.98
0000321357	FOREMAN BUILDINGS SUPP EQUIP	58,572.80	60,340.80	1,768.00	58,178.05	0.00	4,116.48	62,294.53
0000329427	*JOURNEYMAN RAIL CAR MECHANIC	41,392.00	46,467.20	5,075.20	44,488.71	8,472.04	225.00	53,185.75
0000318193	TRANSIT POLICE OFFICER SR	52,686.40	52,686.40	0.00	18,246.48	0.00	1,863.36	20,109.84
0000302790	*BUS OPERATOR	40,643.20	43,118.40	2,475.20	42,419.04	5,666.77	0.00	48,085.81
0000302940	*BUS OPERATOR	40,643.20	43,118.40	2,475.20	41,772.63	1,245.47	0.00	43,018.10
0000320338	SR DIR TRANSIT SYSTEM PLANNING	104,960.70	129,731.42	24,770.72	120,534.69	0.00	7,460.30	127,994.99
0000333243	CONTRACT PROFESSIONAL	29,601.00	29,601.00	0.00	18,011.07	2,352.90	0.00	20,363.97
0000318107	TRANSIT POLICE SERGEANT	56,971.20	60,382.40	3,411.20	58,226.22	24,226.76	2,973.48	85,426.46
0000332651	*MOBILITY OPERATOR	27,664.00	27,664.00	0.00	21,668.85	685.46	0.00	22,354.31
0000304050	CONTRACT PROFESSIONAL	0.00	0.00	0.00	55,352.50	210.00	0.00	55,562.50
0000305301	CONTRACT INSTRUCTOR	52,873.60	52,873.60	0.00	33,605.24	3,221.99	0.00	36,827.23
0000304284	CONTRACT MANAGER	0.00	0.00	0.00	77,963.33	0.00	0.00	77,963.33
0000331102	*JOURNEYMAN ET-HVAC	41,080.00	44,969.60	3,889.60	43,299.77	7,456.75	225.00	50,981.52
0000323599	DISPATCHER MOBILITY	38,126.40	40,601.60	2,475.20	39,360.77	2,442.26	3,752.10	45,555.13
0000332190	*BUS OPERATOR	33,404.80	33,404.80	0.00	28,528.19	12,294.40	0.00	40,822.59
0000325326	*JOURNEYMAN ET-RADIO MAINT	43,804.80	46,467.20	2,662.40	46,176.85	18,917.74	225.00	65,319.59
0000302579	*SERVICEPERSON IV	34,008.00	36,088.00	2,080.00	34,811.27	68.18	0.00	34,879.45
0000303641	*BUS OPERATOR (DATE LAST EMPLOYED 2015-05-01 00:05:00)	40,643.20	41,870.40	1,227.20	33,065.63	1,437.25	0.00	34,502.88
0000333509	CONTRACT SPECIALIST I	53,395.16	53,395.16	0.00	24,274.34	0.00	0.00	24,274.34
0000321430	*SERVICEPERSON VII GROUNDSKEEPR	32,281.60	34,257.60	1,976.00	33,530.07	3,020.58	0.00	36,550.65
0000332756	*BUS OPERATOR	30,180.80	30,180.80	0.00	24,861.77	3,501.72	0.00	28,363.49
0000316208	RAIL SERVICES CONTROLLER	61,505.60	63,356.80	1,851.20	59,730.05	3,578.49	4,967.76	68,276.30
0000329227	TRANSIT POLICE OFFICER SR	41,641.60	46,384.00	4,742.40	45,739.14	30,528.63	5,412.50	81,680.27
0000317879	RESIDENT ENGINEER	85,053.28	87,604.92	2,551.64	85,904.15	0.00	0.00	85,904.15
0000304161	RAIL CAR MAINT POL COORDINATOR	52,962.26	54,551.12	1,588.86	53,492.06	0.00	6,667.83	60,159.89

MARTOC REPORT

EE NUMBER	TITLE	FY 14	FY 15	DIFFERENCE	REGULAR	OVERTIME	OTHER	TOTAL
		BASE SALARY	BASE SALARY	+/-	EARNINGS	EARNINGS	EARNINGS	EARNINGS
0000324538	*HOSTLER JUNIOR APPRENTICE	34,008.00	36,088.00	2,080.00	36,094.94	11,112.08	0.00	47,207.02
0000331838	CONTRACT PROFESSIONAL	0.00	0.00	0.00	118,657.50	6,500.00	0.00	125,157.50
0000320483	*MATERIAL CONTROLLER LEAD	42,369.60	46,321.60	3,952.00	43,595.29	3,125.34	0.00	46,720.63
0000321542	*BUS OPERATOR	40,643.20	43,118.40	2,475.20	42,361.46	7,660.14	0.00	50,021.60
0000303669	DEPARTMENT ADMINISTRATOR	55,580.20	57,247.58	1,667.38	56,136.51	0.00	631.34	56,767.85
0000317860	*BUS OPERATOR	40,643.20	43,118.40	2,475.20	44,795.83	11,208.83	0.00	56,004.66
0000317776	*STATION AGENT	37,169.60	39,436.80	2,267.20	40,211.52	23,425.17	0.00	63,636.69
0000303405	SUPV CAR REPAIR INSPECTION	57,054.40	58,760.00	1,705.60	60,038.78	11,287.45	3,291.60	74,617.83
0000328513	DIR LABOR RELATIONS	105,000.22	108,150.12	3,149.90	106,050.48	0.00	9,423.13	115,473.61
0000302909	*REVENUE AGENT	41,308.80	43,825.60	2,516.80	44,467.39	1,542.56	0.00	46,009.95
0000327578	CONTRACT PROFESSIONAL	0.00	0.00	0.00	112,707.00	1,449.00	0.00	114,156.00
0000333230	CONTRACT PROFESSIONAL	36,523.50	36,523.50	0.00	22,775.74	1,086.41	0.00	23,862.15
0000305807	*JOURNEYMAN ET-RAIL CAR MAINT	43,804.80	46,467.20	2,662.40	45,956.17	16,840.21	225.00	63,021.38
0000322666	*BUS OPERATOR	40,643.20	43,118.40	2,475.20	42,064.83	6,361.59	0.00	48,426.42
0000303173	*BUS DISPATCHER (BLOCKOUT)	41,662.40	44,200.00	2,537.60	44,116.84	11,219.44	0.00	55,336.28
0000305756	*RAIL OPERATOR (DATE LAST EMPLOYED 2015-01-01 00:01:00)	40,643.20	41,870.40	1,227.20	23,444.71	2,462.09	0.00	25,906.80
0000324687	*MOBILITY OPERATOR	27,414.40	32,260.80	4,846.40	30,056.35	3,050.32	0.00	33,106.67
0000331038	CONTRACT EMP PT POLICE OFFICER	0.00	0.00	0.00	25,025.00	337.50	0.00	25,362.50
0000304825	*BUS OPERATOR	40,643.20	43,118.40	2,475.20	42,771.16	9,894.85	189.54	52,855.55
0000315035	SUPT BUS TRANSPORTATION	62,614.50	64,493.00	1,878.50	62,051.75	0.00	2,408.25	64,460.00
0000302566	*JOURNEYMAN AUTOMOTIVE TECH	43,804.80	46,467.20	2,662.40	47,138.83	15,026.79	225.00	62,390.62
0000305607	*STATION AGENT	37,169.60	39,436.80	2,267.20	40,381.02	21,312.05	142.96	61,836.03
0000320768	*JOURNEYMAN SUPPORT EQUIPMENT	43,804.80	46,467.20	2,662.40	45,213.42	324.89	225.00	45,763.31
0000332689	*BUS OPERATOR	30,180.80	30,180.80	0.00	24,447.65	4,376.37	0.00	28,824.02
0000331814	*RAIL OPERATOR	28,454.40	33,404.80	4,950.40	31,384.15	7,856.36	0.00	39,240.51
0000321373	*BUS OPERATOR	40,643.20	43,118.40	2,475.20	42,734.17	5,059.97	0.00	47,794.14
0000302369	CONTRACT EMP PT POLICE OFFICER	0.00	0.00	0.00	44,893.75	1,687.50	0.00	46,581.25
0000316340	*REVENUE AGENT	41,308.80	43,825.60	2,516.80	42,840.29	1,187.73	0.00	44,028.02
0000306060	TRANSIT POLICE OFFICER SR (DATE LAST EMPLOYED 2015-03-01 00:03:00)	54,787.20	54,787.20	0.00	26,044.99	5,254.83	32,574.68	63,874.50
0000304636	SUPT CONTROL CENTER	69,035.20	82,446.78	13,411.58	79,423.13	1,816.72	15,270.22	96,510.07
0000304410	*MOBILITY OPERATOR	30,409.60	32,260.80	1,851.20	30,118.42	3,093.30	0.00	33,211.72
0000330763	EEO DBE ANALYST (DATE LAST EMPLOYED 2015-01-23 00:01:00)	58,000.02	58,000.02	0.00	35,920.09	0.00	0.00	35,920.09
0000318737	CRIMINAL JUSTICE INFO TECH REC	31,761.60	32,718.40	956.80	28,367.37	274.88	1,404.84	30,047.09
0000326617	*BUS OPERATOR	34,548.80	39,894.40	5,345.60	37,714.96	2,994.01	0.00	40,708.97

MARTOC REPORT

EE NUMBER	TITLE	FY 14	FY 15	DIFFERENCE	REGULAR	OVERTIME	OTHER	TOTAL
		BASE SALARY	BASE SALARY	+/-	EARNINGS	EARNINGS	EARNINGS	EARNINGS
0000303192	*BUS OPERATOR	40,643.20	43,118.40	2,475.20	43,743.10	497.60	0.00	44,240.70
0000315162	*BUS OPERATOR	40,643.20	43,118.40	2,475.20	43,034.79	11,803.80	0.00	54,838.59
0000331996	*RAIL OPERATOR	28,454.40	33,404.80	4,950.40	30,925.09	8,707.40	0.00	39,632.49
0000315012	*JOURNEYMAN ELEC POWER ELECT	43,804.80	46,467.20	2,662.40	46,328.52	20,542.73	225.00	67,096.25
0000307123	*MOBILITY OPERATOR	30,409.60	32,260.80	1,851.20	31,771.80	7,398.37	0.00	39,170.17
0000332895	*BUS OPERATOR	30,180.80	30,180.80	0.00	23,530.44	2,819.91	0.00	26,350.35
0000305586	*STATION AGENT	37,169.60	39,436.80	2,267.20	38,878.62	2,492.64	0.00	41,371.26
0000306136	*TRANSPORTATION ASSISTANT	31,699.20	33,633.60	1,934.40	31,744.91	74.83	0.00	31,819.74
0000315064	*BUS OPERATOR	40,643.20	43,118.40	2,475.20	41,414.17	9,964.94	0.00	51,379.11
0000305259	*BUS OPERATOR	40,643.20	43,118.40	2,475.20	44,676.27	9,038.10	0.00	53,714.37
0000320319	*RAIL STATION CLEANER	28,412.80	30,139.20	1,726.40	24,594.41	163.92	0.00	24,758.33
0000322492	*RAIL STATION CLEANER	28,412.80	30,139.20	1,726.40	31,136.32	4,240.41	0.00	35,376.73
0000332570	LOST & FOUND COORDINATOR	24,394.50	25,135.50	741.00	24,638.55	243.96	191.03	25,073.54
0000306036	FOREMAN TRACK & STRCT	52,104.00	53,664.00	1,560.00	54,253.30	8,780.04	3,006.00	66,039.34
0000329572	*MOBILITY OPERATOR	23,358.40	29,078.40	5,720.00	21,368.85	3,273.88	0.00	24,642.73
0000302962	*INSPECTOR	43,118.40	45,739.20	2,620.80	47,528.68	5,707.91	225.00	53,461.59
0000304113	*MATERIAL CONTROLLER	42,369.60	44,948.80	2,579.20	44,461.76	2,962.56	0.00	47,424.32
0000333340	*TRACK MAINTAINER	42,016.00	42,016.00	0.00	24,137.83	1,188.43	0.00	25,326.26
0000320035	*JOURNEYMAN ET-RAIL CAR MAINT	43,804.80	46,467.20	2,662.40	47,054.89	11,604.13	225.00	58,884.02
0000332065	*BUS OPERATOR	28,454.40	33,404.80	4,950.40	30,905.98	10,864.54	0.00	41,770.52
0000330156	*RAIL OPERATOR	31,491.20	36,649.60	5,158.40	34,606.12	6,517.03	0.00	41,123.15
0000303716	SUPV BUS TRANSPORTATION	52,644.80	54,225.60	1,580.80	55,398.53	33,307.98	3,796.50	92,503.01
0000302698	*BUS OPERATOR	40,643.20	43,118.40	2,475.20	44,030.51	10,399.28	0.00	54,429.79
0000302161	SUPV CUSTOMER SERVICES CENTER	53,000.22	54,590.12	1,589.90	53,530.54	0.00	1,019.24	54,549.78
0000323701	*SERVICEPERSON IV	32,281.60	36,088.00	3,806.40	35,292.72	4,278.11	0.00	39,570.83
0000332080	*BUS OPERATOR	28,454.40	33,404.80	4,950.40	30,964.54	2,630.63	0.00	33,595.17
0000323946	TRANSIT SYSTEM PROJECT PLANNER	70,076.50	72,178.86	2,102.36	70,777.71	0.00	0.00	70,777.71
0000328142	PROTECTIVE SPEC POLICE CADET	26,561.60	27,352.00	790.40	27,235.86	4,961.16	1,941.05	34,138.07
0000316028	SUPT RAIL CAR MAINT	69,119.96	71,193.46	2,073.50	69,678.35	0.00	4,802.98	74,481.33
0000302013	*JOURNEYMAN ET-TRAIN CONTROL	43,804.80	46,467.20	2,662.40	48,036.63	22,400.19	225.00	70,661.82
0000332249	*BUS OPERATOR	33,404.80	33,404.80	0.00	28,858.20	2,819.16	0.00	31,677.36
0000304401	*JOURNEYMAN ET-RADIO MAINT	43,804.80	46,467.20	2,662.40	47,322.70	33,150.68	225.00	80,698.38
0000319030	*BUS OPERATOR (DATE LAST EMPLOYED 2014-11-25 00:11:00)	40,643.20	40,643.20	0.00	22,348.73	2,095.41	0.00	24,444.14
0000331054	*RAIL OPERATOR	28,454.40	33,404.80	4,950.40	33,022.46	7,308.71	0.00	40,331.17
0000330920	*BUS OPERATOR	31,491.20	33,404.80	1,913.60	33,693.78	17,065.22	0.00	50,759.00

MARTOC REPORT

EE NUMBER	TITLE	FY 14	FY 15	DIFFERENCE	REGULAR	OVERTIME	OTHER	TOTAL
		BASE SALARY	BASE SALARY	+/-	EARNINGS	EARNINGS	EARNINGS	EARNINGS
0000320107	TRANSIT POLICE OFFICER SR	54,787.20	56,430.40	1,643.20	56,454.52	29,928.86	2,871.06	89,254.44
0000303905	*JOURNEYMAN SUPPORT EQUIPMENT	43,804.80	46,467.20	2,662.40	48,018.84	1,495.40	225.00	49,739.24
0000332338	*BUS OPERATOR	30,180.80	30,180.80	0.00	24,741.15	2,447.80	0.00	27,188.95
0000306638	*BUS OPERATOR	40,643.20	43,118.40	2,475.20	46,598.83	36,546.91	0.00	83,145.74
0000330535	*TRACK MAINTAINER	40,643.20	43,784.00	3,140.80	41,968.70	1,684.44	0.00	43,653.14
0000316658	*RAIL OPERATOR	40,643.20	43,118.40	2,475.20	43,383.98	5,541.96	0.00	48,925.94
0000303134	*STRUCTURAL INSPECTOR (DATE LAST EMPLOYED 2015-03-01 00:03:00)	43,118.40	44,408.00	1,289.60	37,839.83	10,666.26	0.00	48,506.09
0000329613	*BUS OPERATOR	31,491.20	36,649.60	5,158.40	32,571.67	4,075.64	0.00	36,647.31
0000322356	*SR TRAFFIC CHECKER	29,640.00	32,843.20	3,203.20	32,455.63	10,274.03	0.00	42,729.66
0000323247	*BUS OPERATOR	40,643.20	43,118.40	2,475.20	42,485.78	6,518.27	0.00	49,004.05
0000306640	*JOURNEYMAN ELEC POWER ELECT	43,804.80	46,467.20	2,662.40	48,925.57	2,292.21	225.00	51,442.78
0000332243	*BUS OPERATOR	33,404.80	33,404.80	0.00	28,930.65	2,492.49	0.00	31,423.14
0000306624	*BUS OPERATOR	40,643.20	43,118.40	2,475.20	43,455.11	9,671.63	0.00	53,126.74
0000329787	CONTRACT PROFESSIONAL (DATE LAST EMPLOYED 2015-06-30 00:06:00)	0.00	0.00	0.00	62,888.80	240.80	0.00	63,129.60
0000331986	*BUS OPERATOR	28,454.40	33,404.80	4,950.40	26,268.26	3,389.96	0.00	29,658.22
0000317324	*JOURNEYMAN SUPPORT EQUIPMENT	43,804.80	46,467.20	2,662.40	48,215.81	23,783.72	225.00	72,224.53
0000321221	TRANSIT POLICE OFFICER SR	54,787.20	56,430.40	1,643.20	57,389.60	24,525.92	0.00	81,915.52
0000320853	FOREMAN CUSTODIAL SERVICES	44,324.80	45,656.00	1,331.20	43,979.58	340.96	3,239.12	47,559.66
0000303296	*AA INSPECTOR	43,804.80	46,467.20	2,662.40	47,969.92	5,426.54	225.00	53,621.46
0000320590	*BUS OPERATOR	40,643.20	43,118.40	2,475.20	43,255.20	12,254.58	0.00	55,509.78
0000303095	*RAIL STATION CLEANER	28,412.80	30,139.20	1,726.40	30,857.96	5,512.88	0.00	36,370.84
0000305029	*INSPECTOR	40,643.20	43,908.80	3,265.60	43,957.82	9,388.57	250.00	53,596.39
0000302874	*RAIL OPERATOR	40,643.20	43,118.40	2,475.20	43,509.41	16,179.23	0.00	59,688.64
0000306145	SUPT RAIL LINE	52,104.00	63,654.24	11,550.24	54,714.52	11,379.01	6,809.09	72,902.62
0000327861	*BUS OPERATOR	34,548.80	39,894.40	5,345.60	23,660.60	3,331.90	0.00	26,992.50
0000305893	GEN SUPT RAIL LINE	92,414.40	92,414.40	0.00	87,742.27	0.00	3,199.00	90,941.27
0000322235	*MOBILITY OPERATOR	30,409.60	32,260.80	1,851.20	31,799.35	19,500.07	0.00	51,299.42
0000322005	SUPV CAR REPAIR INSPECTION	43,804.80	53,664.00	9,859.20	45,717.65	11,567.44	658.80	57,943.89
0000303047	*BUS OPERATOR (DATE LAST EMPLOYED 2015-02-01 00:02:00)	40,643.20	41,870.40	1,227.20	31,936.61	5,948.18	0.00	37,884.79
0000302047	*RAIL OPERATOR	40,643.20	43,118.40	2,475.20	44,042.85	30,639.52	0.00	74,682.37
0000327629	DIVISION DISPATCHER	48,048.00	49,483.20	1,435.20	49,233.03	2,679.62	1,285.29	53,197.94
0000304566	FARE COLLECTION ASST	30,225.00	31,141.50	916.50	31,406.91	3,760.78	2,301.75	37,469.44
0000302472	*TRACK MAINTAINER	43,118.40	45,739.20	2,620.80	46,315.14	9,886.21	0.00	56,201.35
0000322174	*BUS OPERATOR	31,491.20	36,649.60	5,158.40	36,376.01	5,327.83	0.00	41,703.84

MARTOC REPORT

EE NUMBER	TITLE	FY 14	FY 15	DIFFERENCE	REGULAR	OVERTIME	OTHER	TOTAL
		BASE SALARY	BASE SALARY	+/-	EARNINGS	EARNINGS	EARNINGS	EARNINGS
0000329273	TRANSIT POLICE OFFICER SR	40,040.00	44,595.20	4,555.20	44,840.29	20,376.19	541.32	65,757.80
0000302893	RAIL SERVICES CONTROLLER	61,505.60	63,356.80	1,851.20	55,986.80	3,476.82	10,290.36	69,753.98
0000302709	*BUS OPERATOR	40,643.20	43,118.40	2,475.20	44,445.89	14,624.49	0.00	59,070.38
0000305631	*BUS OPERATOR	40,643.20	43,118.40	2,475.20	41,930.25	1,964.74	0.00	43,894.99
0000302664	*RAIL OPERATOR	40,643.20	43,118.40	2,475.20	42,561.15	1,260.01	0.00	43,821.16
0000305718	AUDITOR III	82,772.56	80,447.90	-2,324.66	83,241.49	0.00	24,268.99	107,510.48
0000304879	SUPV PARKING SERVICES	35,782.50	36,855.00	1,072.50	36,406.50	1,894.67	2,064.38	40,365.55
0000333087	*BUS OPERATOR	30,180.80	30,180.80	0.00	19,390.82	3,431.39	0.00	22,822.21
0000303365	*RAIL OPERATOR	40,643.20	43,118.40	2,475.20	39,518.77	6,924.98	0.00	46,443.75
0000304960	RIDESTORE ASSISTANT	29,172.00	30,049.50	877.50	29,463.72	1,211.76	2,244.00	32,919.48
0000304065	*BUS OPERATOR	40,643.20	43,118.40	2,475.20	40,810.71	3,181.54	168.49	44,160.74
0000306875	CHF DESIGN POLICY	84,189.04	96,813.86	12,624.82	94,180.61	0.00	0.00	94,180.61
0000330935	*RAIL OPERATOR	31,491.20	32,427.20	936.00	25,601.55	5,834.36	0.00	31,435.91
0000302593	SUPV BUS TRANSPORTATION	48,048.00	54,444.00	6,396.00	52,154.42	6,225.45	3,175.87	61,555.74
0000315279	*BUS OPERATOR	40,643.20	43,118.40	2,475.20	43,220.33	11,460.34	0.00	54,680.67
0000319677	MAINTENANCE PLANNER-RAIL	52,104.00	53,664.00	1,560.00	53,827.44	12,650.27	1,703.40	68,181.11
0000302359	*JOURNEYMAN ET-COMPUTER MAINT	55,972.80	46,467.20	-9,505.60	48,221.02	3,580.26	0.00	51,801.28
0000322969	TRANSIT POLICE OFFICER SR (DATE LAST EMPLOYED 2015-02-02 00:02:00)	48,713.60	48,713.60	0.00	30,874.59	19,866.03	9,321.16	60,061.78
0000305182	SUPV CAR REPAIR INSPECTION	52,104.00	53,664.00	1,560.00	52,625.04	2,329.65	6,112.20	61,066.89
0000329986	CUSTOMER CARE REP	37,615.50	37,615.50	0.00	32,284.77	1,120.50	0.00	33,405.27
0000322042	*MOBILITY OPERATOR	30,409.60	32,260.80	1,851.20	27,522.92	21.94	0.00	27,544.86
0000317717	SUPV RAIL LINE	52,104.00	53,664.00	1,560.00	53,407.88	3,957.99	0.00	57,365.87
0000304718	*MOBILITY OPERATOR	30,409.60	32,260.80	1,851.20	31,045.53	832.39	120.48	31,998.40
0000331065	*RAIL OPERATOR	28,454.40	33,404.80	4,950.40	32,631.96	14,297.39	0.00	46,929.35
0000329886	ELECTRICAL ENGINEER VI	80,205.32	82,611.36	2,406.04	81,007.57	0.00	0.00	81,007.57
0000329835	*RAIL OPERATOR	31,491.20	36,649.60	5,158.40	35,339.28	15,262.43	0.00	50,601.71
0000330204	*BUS OPERATOR	31,491.20	36,649.60	5,158.40	34,718.69	9,246.23	0.00	43,964.92
0000322147	SUPV CAR REPAIR INSPECTION	52,104.00	53,664.00	1,560.00	53,526.84	7,965.93	7,014.00	68,506.77
0000303987	*RAIL OPERATOR	40,643.20	43,118.40	2,475.20	41,375.27	14,749.61	0.00	56,124.88
0000316210	TRANSIT POLICE OFFICER SR	54,787.20	56,430.40	1,643.20	55,717.00	26,017.36	3,634.92	85,369.28
0000329432	*JOURNEYMAN ET-LABORATORY	41,392.00	46,467.20	5,075.20	44,037.06	306.62	225.00	44,568.68
0000318103	TRANSIT POLICE OFFICER SR	54,787.20	56,430.40	1,643.20	45,194.17	3,180.56	9,877.50	58,252.23
0000330618	*MOBILITY OPERATOR	23,358.40	29,078.40	5,720.00	25,807.75	4,781.56	0.00	30,589.31
0000302831	INSURANCE SPECIALIST	55,282.50	56,920.50	1,638.00	55,835.39	0.00	4,890.96	60,726.35
0000302975	SR COST ANALYST	74,718.02	76,959.48	2,241.46	75,465.40	0.00	2,873.77	78,339.17

MARTOC REPORT

EE NUMBER	TITLE	FY 14 BASE SALARY	FY 15 BASE SALARY	DIFFERENCE +/-	REGULAR EARNINGS	OVERTIME EARNINGS	OTHER EARNINGS	TOTAL EARNINGS
0000303667	*BUS DISPATCHER (BLOCKOUT)	41,662.40	44,200.00	2,537.60	44,241.34	29,772.91	0.00	74,014.25
0000323706	*BUS OPERATOR	40,643.20	43,118.40	2,475.20	40,097.76	9,085.99	303.12	49,486.87
0000327670	*JOURNEYMAN ET-TRAIN CONTROL	43,804.80	46,467.20	2,662.40	47,063.42	28,657.80	225.00	75,946.22
0000328833	*BUS OPERATOR	34,548.80	39,894.40	5,345.60	38,617.47	4,358.81	0.00	42,976.28
0000331885	*MATERIAL CONTROLLER	37,190.40	41,308.80	4,118.40	38,178.04	245.60	0.00	38,423.64
0000305495	SUPT SERVICE QUALITY	84,572.54	90,457.12	5,884.58	86,809.58	0.00	14,762.56	101,572.14
0000302395	*AA INSPECTOR	43,804.80	46,467.20	2,662.40	45,397.84	3,323.96	225.00	48,946.80
0000304990	TRANSIT POLICE LIEUTENANT	80,308.80	82,721.60	2,412.80	85,880.32	34,054.11	6,563.70	126,498.13
0000327636	*BUS OPERATOR	34,548.80	39,894.40	5,345.60	38,085.52	3,260.84	0.00	41,346.36
0000303700	TRAIN CONTROL ENGINEER VI	77,568.92	79,895.92	2,327.00	78,344.89	0.00	7,160.24	85,505.13
0000303515	PLANNER COMM COMPTR & FARECOLL	52,686.40	54,267.20	1,580.80	53,517.22	177.31	2,279.70	55,974.23
0000306330	*BUS OPERATOR	40,643.20	43,118.40	2,475.20	42,769.29	7,735.64	0.00	50,504.93
0000306365	FARE COLLECTION ASST	28,879.50	29,737.50	858.00	29,590.50	4,848.54	1,110.76	35,549.80
0000318964	*RAIL STATION CLEANER	28,412.80	30,139.20	1,726.40	28,508.22	1,115.69	0.00	29,623.91
0000322158	SR WEB DEVELOPER	88,826.92	91,491.66	2,664.74	89,715.47	0.00	0.00	89,715.47
0000327140	MECHANICAL ENGINEER VI	81,660.80	84,110.52	2,449.72	82,477.73	0.00	0.00	82,477.73
0000304593	COST ANALYST	64,469.86	66,404.00	1,934.14	65,114.84	0.00	6,199.05	71,313.89
Total Number Of Employees								4172

APPENDIX

2014 Audited Financial Statement



**METROPOLITAN ATLANTA RAPID
TRANSIT AUTHORITY**

FINANCIAL STATEMENTS AND
SUPPLEMENTAL SCHEDULE

June 30, 2014 and 2013

And Report of Independent Auditor

METROPOLITAN ATLANTA RAPID TRANSIT AUTHORITY

TABLE OF CONTENTS

REPORT OF INDEPENDENT AUDITOR 1-2

MANAGEMENT’S DISCUSSION AND ANALYSIS..... 3-9

FINANCIAL STATEMENTS

 Statements of Net Position 10-11

 Statements of Revenues, Expenses and Changes in Net Position 12

 Statements of Cash Flows..... 13

 Notes to the Financial Statements..... 14-51

SUPPLEMENTAL SCHEDULE

 Schedule of Revenues and Expenses – Budget vs. Actual (Budget Basis)52

 Notes to the Supplemental Schedule53

Report of Independent Auditor

To the Board of Directors
Metropolitan Atlanta Rapid Transit Authority

We have audited the accompanying statements of net position of the Metropolitan Atlanta Rapid Transit Authority ("MARTA") as of June 30, 2014 and 2013, and the related statements of revenues, expenses, and changes in net position, and cash flows for the years then ended, and the related notes to the financial statements.

Management's Responsibility for the Financial Statements

Management is responsible for the preparation and fair presentation of these financial statements in accordance with accounting principles generally accepted in the United States of America; this includes the design, implementation, and maintenance of internal control relevant to the preparation and fair presentation of financial statements that are free from material misstatement, whether due to fraud or error.

Auditor's Responsibility

Our responsibility is to express an opinion on these financial statements based on our audits. We conducted our audits in accordance with auditing standards generally accepted in the United States of America and the standards applicable to financial audits contained in *Government Auditing Standards*, issued by the Comptroller General of the United States. Those standards require that we plan and perform the audit to obtain reasonable assurance about whether the financial statements are free from material misstatement.

An audit involves performing procedures to obtain audit evidence about the amounts and disclosures in the financial statements. The procedures selected depend on the auditor's judgment, including the assessment of the risks of material misstatement of the financial statements, whether due to fraud or error. In making those risk assessments, the auditor considers internal control relevant to MARTA's preparation and fair presentation of the financial statements in order to design audit procedures that are appropriate in the circumstances, but not for the purpose of expressing an opinion on the effectiveness of MARTA's internal control. Accordingly, we express no such opinion. An audit also includes evaluating the appropriateness of accounting policies used and the reasonableness of significant accounting estimates made by management, as well as evaluating the overall presentation of the financial statements.

We believe that the audit evidence we have obtained is sufficient and appropriate to provide a basis for our audit opinions.

Opinions

In our opinion, the financial statements referred to above present fairly, in all material respects, the respective financial position of MARTA, as of June 30, 2014 and 2013, and the respective changes in financial position and cash flows thereof for the years then ended in accordance with accounting principles generally accepted in the United States of America.

Other Matters

Required Supplementary Information

Accounting principles generally accepted in the United States of America require that the management's discussion and analysis on pages 3 through 9 be presented to supplement the basic financial statements. Such information, although not a part of the basic financial statements, is required by the Governmental Accounting Standards Board, who considers it to be an essential part of financial reporting for placing the basic financial statements in an appropriate operational, economic, or historical context. We have applied certain limited procedures to the required supplementary information in accordance with auditing standards generally accepted in the United States of America, which consisted of inquiries of management about the methods of preparing the information and comparing the information for consistency with management's responses to our inquiries, the basic financial statements, and other knowledge we obtained during our audit of the basic financial statements. We do not express an opinion or provide any assurance on the information because the limited procedures do not provide us with sufficient evidence to express an opinion or provide any assurance.

Other Information

Our audit was conducted for the purpose of forming an opinion on MARTA's basic financial statements. The supplemental schedule of revenues and expenses, budget versus actual (budget basis) on pages 52 through 53 is presented for purposes of additional analysis and is not a required part of the basic financial statements. The supplemental schedule of revenues and expenses, budget versus actual (budget basis) is the responsibility of management and was derived from and relates directly to the underlying accounting and other records used to prepare the basic financial statements. Such information has been subjected to the auditing procedures applied in the audit of the basic financial statements and certain additional procedures, including comparing and reconciling such information directly to the underlying accounting and other records used to prepare the financial statements or to the financial statements themselves, and other additional procedures in accordance with auditing standards generally accepted in the United States of America. In our opinion, the information is fairly stated in all material respects in relation to the basic financial statements as a whole.

Other Reporting Required by Government Auditing Standards

In accordance with *Government Auditing Standards*, we have also issued our report dated November 25, 2014, on our consideration of MARTA's internal control over financial reporting and on our tests of its compliance with certain provisions of laws, regulations, contracts, and grant agreements and other matters. The purpose of that report is to describe the scope of our testing of internal control over financial reporting and compliance and the results of that testing, and not to provide an opinion on internal control over financial reporting or on compliance. That report is an integral part of an audit performed in accordance with *Government Auditing Standards* in considering MARTA's internal control over financial reporting and compliance.

Cherry Bekaert LLP

Atlanta, Georgia
November 25, 2014

METROPOLITAN ATLANTA RAPID TRANSIT AUTHORITY
Management's Discussion and Analysis
(Unaudited)
(Dollars in Thousands)

As management of the Metropolitan Atlanta Rapid Transit Authority (MARTA or the Authority), we offer readers of MARTA's basic financial statements this narrative overview and analysis of the financial activities of MARTA for the fiscal years ended June 30, 2014 and 2013. This discussion and analysis is designed to assist the reader in focusing on the significant financial issues and activities and to identify any significant changes in financial position. We encourage readers to consider the information presented here in conjunction with the financial statements as a whole. All amounts, unless otherwise indicated, are expressed in thousands of dollars.

MARTA was formed as a joint public instrumentality of the City of Atlanta and the counties of Fulton, DeKalb, Cobb, Clayton, and Gwinnett by action of the General Assembly of the State of Georgia (the MARTA Act) to design and implement a rapid transit system for the Atlanta metropolitan area. MARTA operates a bus and rapid rail transportation system and continues to develop and construct further improvements to its integrated bus/rail transportation system.

Overview of Financial Statements

MARTA's financial statements are prepared on the accrual basis of accounting in accordance with accounting principles generally accepted in the United States of America as promulgated by the Governmental Accounting Standards Board (GASB). MARTA is structured as a single enterprise fund with revenues recognized when earned and measurable, not when they are received. Expenses are recognized when they are incurred, not when they are paid. Capital assets are capitalized and (except land) are depreciated over their useful lives. Many cash amounts are restricted for debt service and by state and federal regulations. See the notes to the financial statements for a summary of MARTA's significant accounting policies.

Included in MARTA's financial statements are the Statements of Net Position, the Statements of Revenues, Expenses and Changes in Net Position, the Statements of Cash Flows, and the related notes.

The Statement of Net Position presents information on all of MARTA's assets, liabilities, deferred outflows and inflows of resources with the difference reported as net position. Over time, increases or decreases in net position may serve as a useful indicator of whether the financial position of MARTA is improving or deteriorating.

The Statement of Revenues, Expenses and Changes in Net Position presents information showing how MARTA's net position changed during the most recent fiscal year. All changes in net position are reported as soon as the underlying event giving rise to the change occurs, regardless of the timing of related cash flows. Thus, revenues and expenses are reported in this statement for some items that will only result in cash flows in future fiscal periods (e.g., uncollected sales taxes and earned but unused vacation leave).

METROPOLITAN ATLANTA RAPID TRANSIT AUTHORITY
Management's Discussion and Analysis
(Unaudited)
(Dollars in Thousands)

The Statement of Cash Flows allows financial statement users to assess MARTA's adequacy or ability to generate sufficient cash flows to meet its obligations in a timely manner. The statement is classified into four categories: 1) Cash flows from operating activities, 2) Cash flows from non-capital financing activities, 3) Cash flows from capital and related financing activities, and 4) Cash flows from investing activities.

The notes to the financial statements provide additional information that is essential to a full understanding of the data provided in the basic financial statements.

Financial Position Summary

Net position may serve over time as a useful indicator of MARTA's financial position. MARTA's assets and deferred outflows of resources exceed liabilities and deferred inflows of resources by \$1.4 billion at June 30, 2014, a \$34 million decrease from June 30, 2013 when assets and deferred outflows of resources exceeded liabilities and deferred inflows of resources by \$1.5 billion.

The largest portion of MARTA's net position in fiscal year 2014 was its restricted assets representing 55%. These resources are subject to external restrictions on how they can be used under bond resolutions, lease agreements, and State and Federal regulations. The second largest portion of net position representing 45% was its investment in capital assets (e.g., land, rail system, buildings and transportation equipment); less any related outstanding debt used to acquire those assets. MARTA uses these capital assets to provide services to its customers; consequently, these assets are not available for future spending. Although MARTA's investment in its capital assets is reported net of related debt, it should be noted that the resources to repay this debt must be provided from other sources, since the capital assets themselves cannot be used to liquidate these liabilities.

In fiscal year 2013, MARTA's largest portion was its restricted assets representing 54% while the next largest was its investment in capital assets (e.g., land, rail system, buildings and transportation equipment), less any related outstanding debt used to acquire those assets representing 45%. The remaining unrestricted net position, 1% as of June 30, 2014 and 2013, may be used to meet any of MARTA's ongoing obligations.

At the end of the current fiscal year, MARTA was able to report positive balances in all categories of net position with the exception of the category of unrestricted. In all prior fiscal years, MARTA was able to report positive balances in all categories of net position.

METROPOLITAN ATLANTA RAPID TRANSIT AUTHORITY
Management's Discussion and Analysis
(Unaudited)
(Dollars in Thousands)

The following table presents a condensed summary of net position:

	<u>2014</u>	<u>2013</u>	<u>2012</u>
ASSETS:			
Current and Other Assets	\$ 1,033,027	\$ 1,039,041	\$ 1,013,140
Capital Assets	3,056,307	3,028,220	3,078,070
Total Assets	<u>4,089,334</u>	<u>4,067,261</u>	<u>4,091,210</u>
DEFERRED OUTFLOWS OF RESOURCES	<u>12,033</u>	<u>19,603</u>	<u>22,388</u>
LIABILITIES:			
Long-term Debt	1,791,781	1,880,484	1,910,275
Current and Other Liabilities	884,045	747,444	616,691
Total Liabilities	<u>2,675,826</u>	<u>2,627,928</u>	<u>2,526,966</u>
DEFERRED INFLOWS OF RESOURCES	<u>248</u>	<u>-</u>	<u>25</u>
NET POSITION:			
Net Investment in Capital Assets	646,555	654,423	795,754
Restricted	789,317	787,952	767,843
Unrestricted	(10,579)	16,561	23,011
TOTAL NET POSITION	<u>\$ 1,425,293</u>	<u>\$ 1,458,936</u>	<u>\$ 1,586,608</u>

Financial Operations Highlights

MARTA is a single enterprise fund providing public transportation. MARTA provides direct benefits to its users as well as substantial indirect benefits to the public at large (e.g., decreased traffic congestion, decreased need for road construction and maintenance, decreased need for parking, decreased air pollution levels, increased availability of transportation for low-income citizens). Therefore, the user charges are intended to finance only a portion of the cost of providing these services with additional proceeds obtained from the collections of sales and use tax under the Rapid Transit Contract and Assistance Agreement with the City of Atlanta and the Counties of Fulton and DeKalb, and Federal Subsidies. The sales tax is levied at a rate of 1% until June 30, 2047 and .5% thereafter. See note 4 of the notes to the financial statements.

The MARTA Act places certain requirements on the rates that MARTA can charge for transportation services provided. The rates charged to the public for transportation services must be such that the total transit related revenues are no less than 35% of the operating costs, exclusive of depreciation and amortization, and other costs and charges as provided in the Act, of the preceding or prior fiscal year.

Under provisions of amendments to the MARTA Act, revenues, except the sales and use tax, are included in transit related revenues for purposes of this calculation. Transit related revenues were 73.8% and 62.8% of operating costs of the previous fiscal year as defined under the MARTA Act for the years ended June 30, 2014 and 2013, respectively.

METROPOLITAN ATLANTA RAPID TRANSIT AUTHORITY
Management's Discussion and Analysis
(Unaudited)
(Dollars in Thousands)

The following table presents the summary of changes in net position:

	<u>2014</u>	<u>2013</u>	<u>2012</u>
Operating Revenues	\$ 152,653	\$ 151,177	\$ 144,164
Operating Expenses	<u>622,501</u>	<u>619,349</u>	<u>641,868</u>
Operating Loss	(469,848)	(468,172)	(497,704)
Nonoperating Revenues			
(Expenses) - net	365,027	293,206	368,083
Capital Grants	<u>71,178</u>	<u>47,294</u>	<u>39,868</u>
Decrease in Net Position	<u>\$ (33,643)</u>	<u>\$ (127,672)</u>	<u>\$ (89,753)</u>

In fiscal year 2014, operating revenues increased by \$1.5 million and operating expenses increased by \$3.1 million, which resulted in an overall increase in the operating loss of \$1.7 million from the previous year. Fiscal year 2013, operating revenues increased by \$7 million and operating expense decreased by \$22.5 million, which resulted in a decrease in operating loss of \$29.5 million from 2012.

In 2014, MARTA placed high emphasis on customer, employee and fiscal relief. This included a 3% lump sum payment for non-represented employees, (represented employees wages are subject to ongoing labor discussions), no fare increases and the implementation of the MARTA Transformation Initiative, which provides comprehensive cost saving and efficiency-improving measures.

METROPOLITAN ATLANTA RAPID TRANSIT AUTHORITY
Management's Discussion and Analysis
(Unaudited)
(Dollars in Thousands)

The following table presents a summarized breakout of MARTA's revenues, expenses and changes in net position:

Summary of Revenues	2014	2013	2012
Operating			
Fare Revenues	\$ 140,318	\$ 140,697	\$ 132,870
Other Revenues	12,335	10,480	11,294
Total Operating Revenues	<u>152,653</u>	<u>151,177</u>	<u>144,164</u>
Nonoperating			
Sales and Use Tax	347,289	338,893	340,945
Federal Revenues	102,847	119,774	70,576
Investment Income	688	1,729	833
Net Capital Lease Transaction Activity	6,607	(31,593)	51,745
Other Revenues	32,089	17,451	12,938
Loss on Sale of Property and Equipment	(11)	(1,025)	(113)
Total Nonoperating Revenues	<u>489,509</u>	<u>445,229</u>	<u>476,924</u>
Total Revenues	<u>642,162</u>	<u>596,406</u>	<u>621,088</u>
 Summary of Expenses			
Operating			
Transportation	181,860	183,216	186,144
Maintenance and Garage Operations	141,584	137,747	146,672
General and Administrative	89,298	78,779	78,660
Depreciation	209,759	219,607	230,392
Total Operating Expenses	<u>622,501</u>	<u>619,349</u>	<u>641,868</u>
Nonoperating			
Interest Expense	75,751	78,762	70,334
Interest Expense Capitalized	(1,233)	(1,612)	(542)
Amortization of Financing Related Charges and Income from Derivative Activity	(4,404)	(5,629)	(3,323)
Gain on Investment Derivatives	(7,905)	(17)	(8,977)
Other Nonoperating Expenses	62,273	80,519	51,349
Total Nonoperating Expenses	<u>124,482</u>	<u>152,023</u>	<u>108,841</u>
Total Expenses	<u>746,983</u>	<u>771,372</u>	<u>750,709</u>
Loss Before Capital Contributions	(104,821)	(174,966)	(129,621)
Capital Grants	71,178	47,294	39,868
Decrease in Net Position	<u>(33,643)</u>	<u>(127,672)</u>	<u>(89,753)</u>
Net Position, July 1	<u>1,458,936</u>	<u>1,586,608</u>	<u>1,676,361</u>
Net Position, June 30	<u>\$ 1,425,293</u>	<u>\$ 1,458,936</u>	<u>\$ 1,586,608</u>

Net position decreased by \$34 million in 2014 after decreasing by \$128 million in 2013.

METROPOLITAN ATLANTA RAPID TRANSIT AUTHORITY
Management's Discussion and Analysis
(Unaudited)
(Dollars in Thousands)

MARTA's other operating revenues, which include advertising, Transit Oriented Development Lease (TOD), alternative fuel tax revenues, increased by \$1.9 million or 18% in 2014 and decreased by \$814 thousand or 7% in 2013.

In 2014, MARTA's largest component of nonoperating revenues, sales and use tax, increased by \$8 million or 2% from 2013, which was down from 2012 by \$2 million or 1%. In 2014, the largest revenue growth was \$15 million in other revenues, which includes ad valorem tax revenue. In 2013, the largest revenue growth was \$49 million in federal operating revenue. Non-capital grants, which includes preventive maintenance reimbursements decreased in 2014 by \$17 million. Overall, nonoperating revenues increased by \$44.3 million or 10% in 2014 and \$32 million or 7% in 2013.

Operating expenses increased by \$3.2 million in 2014 from 2013 and decreased by \$22.5 million in 2013 from 2012. The 2014 nonoperating expenses decreased by \$27.5 million from 2013. This large decrease is directly related to general and administrative expenses and a gain on investment derivatives. The 2013 nonoperating expenses increased by \$43 million from 2012; this was a result of growth in general and administrative expenses related to capital projects.

Capital Acquisitions and Construction Activities

In 2014, MARTA expended \$239,284 on capital activities. The expenditures were primarily for the replacement, rehabilitation, and enhancement of facilities and equipment required to support transit operations, regulatory requirements, and system safety. The net decrease in capital assets, including changes in accumulated depreciation and retirements was \$28,087, \$49,850 and \$80,270 during the years ended June 30, 2014, 2013 and 2012 respectively. Additional information on MARTA's debt and capital asset activity and commitments can be found in notes 6 and 7 to the financial statements.

The following table summarizes MARTA's net investment in capital assets:

	<u>2014</u>	<u>2013</u>	<u>2012</u>
Capital Assets			
Property and Equipment - Net	\$ 3,056,307	\$ 3,028,220	\$ 3,078,070
Capital Debt			
Current Maturities of Bonds and Notes	(255,255)	(180,875)	(51,035)
Noncurrent Maturities of Bonds	(1,736,526)	(1,799,609)	(1,859,240)
Deferred Outflows of Resources	12,033	15,732	18,818
Capital Lease Obligations	(430,004)	(409,045)	(390,859)
Total Capital Debt	<u>(2,409,752)</u>	<u>(2,373,797)</u>	<u>(2,282,316)</u>
Net Investment in Capital Assets	<u>\$ 646,555</u>	<u>\$ 654,423</u>	<u>\$ 795,754</u>

METROPOLITAN ATLANTA RAPID TRANSIT AUTHORITY
Management's Discussion and Analysis
(Unaudited)
(Dollars in Thousands)

Long-Term Debt Administration

MARTA issues Sales and Use Tax Revenue Bonds, Commercial Paper, and Variable Rate Bonds in a Floating Rate Note Mode to raise capital funds for construction, expansion, and rehabilitation of the transit system. The bonds and notes are payable from and secured by a first, second and third lien on sales and use tax receipts.

The fixed and variable rate Bonds carry debt ratings of Aa3 by Moody's Investors Service, AA+ by Standard and Poor's and AA- from Fitch Rating Service. The commercial paper bears underlying ratings of P-1 by Moody's and A-1 by Standard & Poor's. MARTA's total bond debt outstanding was \$1,991,781, \$1,980,484 and \$1,910,275 as of June 30, 2014, 2013 and 2012, respectively.

Economic Condition and Outlook

The current economy in the State of Georgia is similar to the economy throughout the rest of the country, but lagging behind other major metropolitan regions. Unemployment has declined due to moderate job growth that is anticipated to continue. While there has been strong job growth, personal income growth will rise only moderately; the housing market has experienced rapid growth which should moderate over the next 12 – 18 months.

Consumer confidence, which drives consumer spending, continues to increase. MARTA's largest revenue source, sales tax revenue, is directly related to consumer spending. MARTA's 2014 Sales Tax Revenue was up from 2013 by \$8.4 million or 2.5%. Current sales tax forecasts show positive growth of 4.7% in 2015 and 3.6% in 2016.

It is anticipated that Metro Atlanta will continue to see moderate job gains, increases in tax revenue, moderate to slow increases in housing new starts, and slight decreases to unemployment with slight to moderate growth in the overall economy.

Request for Information

This financial report is designed to provide a general overview of MARTA's finances. Questions concerning any of the information provided in this report or request for additional financial information should be addressed to the Office of Accounting, Metropolitan Atlanta Rapid Transit Authority, 2424 Piedmont Road, N.E., Atlanta, GA 30324-3330.

METROPOLITAN ATLANTA RAPID TRANSIT AUTHORITY
Statements of Net Position
June 30, 2014 and 2013
(Dollars in Thousands)

	<u>2014</u>	<u>2013</u>
ASSETS		
Current Assets:		
Cash and cash equivalents ^(Note 2)	\$ 53,834	\$ 36,141
Investments ^(Note 2)	27,401	57,877
Materials and Supplies Inventories	25,875	24,551
Sales Tax Receivables, Prepayments and Other	123,380	120,380
Total Unrestricted Current Assets	<u>230,490</u>	<u>238,949</u>
Restricted Cash and Cash Equivalents ^(Notes 2 and 3)	-	12
Restricted Investments ^(Notes 2 and 3)	292,734	220,147
Current Portion, Investment held to pay Capital Lease ^(Notes 2 and 3)	3,530	3,684
Total Restricted Current Assets	<u>296,264</u>	<u>223,843</u>
Total Current Assets	<u>526,754</u>	<u>462,792</u>
Noncurrent Assets:		
Restricted Investments ^(Notes 2 and 3)	-	107,116
Investment held to pay Capital Lease Obligations ^(Notes 2 and 3)	495,611	467,891
Investment Derivatives ^(Notes 1-3 and 8)	(2,435)	(10,763)
Total Restricted Noncurrent Assets	<u>493,176</u>	<u>564,244</u>
Capital Assets: ^(Note 6)		
Land, non-depreciable	559,418	556,185
Rail System and Buildings	3,373,998	3,320,240
Transportation and Equipment	1,280,656	1,204,071
Other	1,193,193	1,108,547
	<u>6,407,265</u>	<u>6,189,043</u>
Less Accumulated Depreciation	<u>(3,724,933)</u>	<u>(3,532,111)</u>
	2,682,332	2,656,932
Construction in Progress, non-depreciable	373,975	371,288
Capital Assets - Net	<u>3,056,307</u>	<u>3,028,220</u>
Other Non-current Investments ^(Note 2)	10,000	10,000
Other Bond Related Costs	996	1,130
Derivative Asset ^(Notes 1 and 8)	248	(25)
Other	1,853	900
Total Noncurrent Assets	<u>3,562,580</u>	<u>3,604,469</u>
Total Assets	<u>4,089,334</u>	<u>4,067,261</u>
DEFERRED OUTFLOWS OF RESOURCES		
Deferred Outflow of Resources from Hedging ^(Notes 1 and 8)	-	3,871
Deferred Outflow of Resources - Others ^(Notes 1 and 14)	12,033	15,732
Total Deferred Outflows of Resources	<u>12,033</u>	<u>19,603</u>
Total Assets and Deferred Outflows of Resources	<u>\$ 4,101,367</u>	<u>\$ 4,086,864</u>

The accompanying Notes to Financial Statements are an integral part of these statements.

METROPOLITAN ATLANTA RAPID TRANSIT AUTHORITY
Statements of Net Position (Continued)
June 30, 2014 and 2013
(Dollars in Thousands)

	2014	2013
LIABILITIES		
Current Liabilities:		
Payable from Nonrestricted Assets:		
Accounts and Contracts Payable	\$ 92,094	\$ 69,826
Salaries and Employee Benefits ^(Notes 11 and 12)	26,998	24,105
Self-Insurance Accruals ^(Note 13)	15,677	16,962
Other Current Liabilities	4,110	4,009
Unearned Revenue ^(Note 15)	1,619	1,757
Total Current Liabilities Payable from Nonrestricted Assets	140,498	116,659
Payable from Restricted Assets:		
Current Maturities of Sales Tax Revenue Bonds ^(Note 7)	55,255	80,875
Commercial Paper ^(Note 7)	200,000	100,000
Accrued Interest	37,634	39,148
Due to Federal Transportation Administration	123	135
Current Maturities of Obligations Under Capital Leases ^(Note 10)	3,412	3,560
Total Current Liabilities Payable from Restricted Assets	296,424	223,718
Total Current Liabilities	436,922	340,377
Noncurrent Liabilities:		
Sales Tax Revenue Bonds, Less Current Maturities,		
Unamortized Premium and Discount ^(Note 7)	1,736,526	1,799,609
Noncurrent Self Insurance Accruals ^(Note 13)	30,017	18,589
Other Long-term Liabilities	1,813	2,097
Unearned Revenue ^(Note 15)	43,956	57,925
Obligations Under Capital Leases	426,592	405,485
Derivative Liability - Interest Rate Swap ^(Note 1 and 8)	-	3,846
Total Noncurrent Liabilities	2,238,904	2,287,551
Total Liabilities	2,675,826	2,627,928
DEFERRED INFLOWS OF RESOURCES		
Deferred Inflows of Resources from Hedging ^(Note 1 and 8)	248	-
Total Liabilities and Deferred Inflows of Resources	2,676,074	2,627,928
NET POSITION		
Net Investment in Capital Assets	646,555	654,423
Restricted for Debt Service	130,658	149,120
Restricted for Other Projects	36,706	36,634
Restricted for Capital Projects	122,812	130,623
Restricted for Capital Leases	499,141	471,575
Unrestricted	(10,579)	16,561
Total Net Position	\$ 1,425,293	\$ 1,458,936

The accompanying Notes to Financial Statements are an integral part of these statements.

METROPOLITAN ATLANTA RAPID TRANSIT AUTHORITY
Statements of Revenues, Expenses and Changes in Net Position
For the Years Ended June 30, 2014 and 2013
(Dollars in Thousands)

	2014	2013
Operating Revenues:		
Fare Revenues ^(Note 5)	\$ 140,318	\$ 140,697
Other Revenues	12,335	10,480
Total Operating Revenues	152,653	151,177
Operating Expenses:		
Transportation	181,860	183,216
Maintenance and Garage Operations	141,584	137,747
General and Administrative	89,298	78,779
Depreciation	209,759	219,607
Total Operating Expenses	622,501	619,349
Operating Loss	(469,848)	(468,172)
Nonoperating Revenues (Expenses):		
Sales and Use Tax ^(Notes 1 and 4)	347,289	338,893
Federal Revenues	102,847	119,774
Investment Income	688	1,729
Net Capital Lease Transaction Activity ^(Note 10)	6,607	(31,593)
Other Revenues	32,089	17,451
Loss on Sale of Property and Equipment	(11)	(1,025)
Interest Expense	(75,751)	(78,762)
Interest Expense Capitalized	1,233	1,612
Amortization of Financing Related Charges and Income from		
Derivative Activity	4,404	5,629
Other Nonoperating Expenses	(62,273)	(80,519)
Gain on Investment Derivatives ^(Note 1)	7,905	17
	365,027	293,206
Loss Before Capital Contributions	(104,821)	(174,966)
Capital Grants	71,178	47,294
Net Position:		
Decrease in Net Position	(33,643)	(127,672)
Net Position, July 1	1,458,936	1,586,608
Net Position, June 30	\$ 1,425,293	\$ 1,458,936

The accompanying Notes to Financial Statements are an integral part of these statements.

METROPOLITAN ATLANTA RAPID TRANSIT AUTHORITY
Statements of Cash Flows
For the Years Ended June 30, 2014 and 2013
(Dollars in Thousands)

	2014	2013
Cash Flows from Operating Activities:		
Cash Received from Providing Services	\$ 158,657	\$ 159,052
Cash Paid to Suppliers	(201,065)	(234,428)
Cash Paid to Employees	(231,205)	(225,989)
Net Cash Used for Operating Activities	(273,613)	(301,365)
Cash Flows from Noncapital Financing Activities:		
Sales and Use Tax Collections	345,825	340,491
Federal Revenues	104,327	103,055
Net Cash Provided by Noncapital Financing Activities	450,152	443,546
Cash Flows from Capital and Related Financing Activities:		
Proceeds from Issuance of Bond and Debt Related Derivative Receipts	99,987	130,101
Repayment of Bond Payable	(80,875)	(51,035)
Capital Contributions	71,178	47,294
Interest Paid on Revenue Bonds	(77,266)	(74,506)
Acquisition and Construction of Capital Assets	(237,576)	(169,170)
Net Cash Used by Capital and Related Financing Activities	(224,552)	(117,316)
Cash Flows from Investing Activities:		
Purchases of Investments	(2,195,972)	(1,931,278)
Proceeds from Sales and Maturities of Investments	2,260,978	1,893,951
Interest Received on Investments	688	1,729
Net Cash Provided by (Used for) Investing Activities	65,694	(35,599)
Net Increase (Decrease) in Cash and Cash Equivalents	17,681	(10,734)
Cash and Cash Equivalents, Beginning of Year	36,153	46,887
Cash and Cash Equivalents, End of Year	\$ 53,834	\$ 36,153
Reconciliation of Operating Income to Net Cash Used for Operating Activities:		
Operating Loss	\$ (469,848)	\$ (468,172)
Other Expenses	(30,185)	(63,068)
Adjustments to Reconcile Operating Loss to Net Cash Used for Operating Activities:		
Depreciation	209,759	219,607
Changes in Assets and Liabilities:		
Materials and Supplies Inventories	(1,324)	1,623
Prepayments and Other	(3,016)	609
Current Liabilities and Due to Federal Transportation Administration	35,254	12,466
Deferred Revenue	(14,253)	(4,430)
Net Cash Used for Operating Activities	\$ (273,613)	\$ (301,365)
Noncash Investing and Capital/Noncapital Financing Activities:		
Amortization of Financing Related Charges and Income from Derivative Activity	\$ 4,404	\$ 5,629
Increase (Decrease) in Fair Value of Investments	19,313	(20,974)
Net Noncash Investing and Capital/Noncapital Financing Activities	\$ 23,717	\$ (15,345)

The accompanying Notes to Financial Statements are an integral part of these statements.

METROPOLITAN ATLANTA RAPID TRANSIT AUTHORITY

Notes to the Financial Statements

June 30, 2014 and 2013

(Dollars in Thousands)

1. SUMMARY OF SIGNIFICANT ACCOUNTING POLICIES

Basis of Presentation - The Metropolitan Atlanta Rapid Transit Authority (MARTA or the Authority) was formed as a joint public instrumentality of the City of Atlanta and the counties of Fulton, DeKalb, Cobb, Clayton, and Gwinnett by action of the General Assembly of the State of Georgia (the MARTA Act) to design and implement a rapid transit system for the Atlanta metropolitan area. MARTA operates a bus and rapid rail transportation system and continues to develop and construct further improvements to its integrated bus/rail transportation system.

In order to measure the costs of providing mass transportation services, the revenues from those services and required subsidies, MARTA has adopted the accounting principles and methods appropriate for a governmental enterprise fund. This complies with the MARTA Act and Sales Tax Bond Trust Indenture legal requirements that all accounting systems and records, auditing procedures and standards, and financial reporting shall conform to generally accepted principles of governmental accounting. The following is a summary of the more significant accounting policies of the Authority:

Reporting Entity - MARTA is a municipal corporation governed by a twelve-member board of directors. As defined by the Governmental Accounting Standards Board (GASB), the financial reporting entity is comprised of the primary government and its component units. The primary government includes all departments and operations of MARTA, which are not legally separate organizations. Component units are legally separate organizations, which are fiscally dependent on MARTA or for which MARTA is financially accountable, or which raises and holds economic resources for the direct benefit of MARTA. An organization is fiscally dependent if it must receive MARTA's approval for its budget, levying of taxes or issuance of debt. MARTA is financially accountable for an organization if it appoints a majority of the organization's board, and either a) has the ability to impose its will on the organization or b) there is the potential for the organization to provide a financial benefit to or impose a financial burden on MARTA. The reporting entity of MARTA consists solely of the primary government. MARTA has no component units.

MARTA is a jointly governed organization. Of its twelve member board, three members are appointed by Fulton County, four members by DeKalb County, and three members by the City of Atlanta. In addition, the Commissioner of the State Department of Transportation and the Executive Director of the Georgia Regional Transportation Authority serve as *ex-officio* members of the Board. None of the participating governments appoint a majority of MARTA's Board and none have an ongoing financial interest or responsibility. None of the participating governments had any significant financial transactions with MARTA during fiscal years ended June 30, 2014 or 2013.

METROPOLITAN ATLANTA RAPID TRANSIT AUTHORITY

Notes to the Financial Statements

June 30, 2014 and 2013

(Dollars in Thousands)

1. SUMMARY OF SIGNIFICANT ACCOUNTING POLICIES (continued)

Basis of Accounting - The accompanying basic financial statements are reported using the *economic resources measurement focus* on the *accrual basis of accounting*, under which revenues are recognized when earned and measurable and expenses are recognized when they are incurred, if measurable.

The preparation of financial statements in conformity with accounting principles generally accepted in the United States of America requires management to make estimates and assumptions that affect the reported amounts of assets and liabilities, and disclosure of contingent assets and liabilities at the date of the financial statements, and the reported amounts of revenues and expenses during the reporting period. Actual results could differ significantly from those estimates.

Cash and Cash Equivalents - MARTA considers all highly liquid debt securities with an original maturity of no more than three months at date of purchase to be cash equivalents except repurchase agreements and restricted investments, which are classified as investments.

Investments - MARTA carries all investments at fair value based on quoted market prices. Guaranteed investment contracts, which are considered non-participating, are reported at amortized cost, U.S. Treasury and Agency obligations are reported at amortized cost if MARTA acquires them within one year of maturity. Investments in the State of Georgia Fund 1, a local government investment pool managed by the state of Georgia, Office of the State Treasurer, represent ownership of a portion of a large pool of investments. The pooled investments are not registered with the Securities and Exchange Commission (SEC), but are managed in a manner consistent with SEC's Rule 2a7 of the Investment Company Act of 1940. Accordingly, MARTA's investment in the Georgia Fund 1 has been determined based on the pool's share price as adjusted to market.

Investments Held to Pay Capital Lease Obligations - To fund certain future obligations under capital leases resulting from various Lease-in/Lease-out (LILLO) transactions, MARTA has invested funds in government agency bonds and notes, and guaranteed investment contracts. The maturities of these investments have been tied to the payment dates identified in the underlying LILLO agreements.

Derivative Financial Instruments - Derivative financial instruments are carried at fair value on the Statements of Net Position. A hedging derivative instrument significantly reduces financial risk by substantially offsetting the changes in cash flows or fair values of the item the derivative is associated with. The annual changes in the fair value of a hedging derivative instrument are reported as deferred inflows and deferred outflows on the Statements of Net Position if meeting the requirements of an effective hedge. Derivative instruments not designated as an accounting hedge are classified as an investment derivative. Changes in fair values of investment derivative instruments, including hedging derivative instruments that are determined to be ineffective, are reported as nonoperating revenues (expenses) on the Statements of Revenues, Expenses and Changes in Net Position. See Note 8 for further information on these instruments.

METROPOLITAN ATLANTA RAPID TRANSIT AUTHORITY

Notes to the Financial Statements

June 30, 2014 and 2013

(Dollars in Thousands)

1. SUMMARY OF SIGNIFICANT ACCOUNTING POLICIES (continued)

Inventories - Materials (principally maintenance parts) and supplies inventories are stated at average cost and accounted for on the consumption method.

Capital Assets - Capital assets are carried at cost and depreciated using the straight-line method based on the estimated useful lives of the related assets, as follows:

Rail system and buildings	5-50 years
Transportation equipment	5-20 years
Other property and equipment	4-20 years

MARTA uses a three hundred dollar capitalization threshold for its capital assets. Donated properties are stated at their fair value on the date donated. When assets are sold or retired, the cost of the asset and related accumulated depreciation is removed from the accounts and the resulting gain or loss, if any, is charged to nonoperating revenue or expense.

Ordinary maintenance and repairs are charged to expense as incurred, while property additions and betterments are capitalized. MARTA capitalizes, as a cost of its constructed assets, the interest expense based upon the weighted average cost of borrowings of MARTA.

Unearned Revenues - Includes the remaining unamortized balance of the unearned amounts from the lease/leaseback arrangements of certain rail cars and rail lines in 2002, 2003, 2004, 2005, 2006 and 2007. The unearned gains are being amortized over the remaining lives of the respective leases on a straight-line basis. It also includes the upfront cash received from the 2004 interest basis swap agreements, the upfront cash received from the 2007 forward delivery agreement, and the remediation net benefit in 2009, all of which are being amortized over the life of the related agreements. See note 15 for further information.

Bond Proceeds, Discount, Issue Costs, and Losses on Refundings - Proceeds from the issuance of Sales Tax Revenue Bonds are initially deposited with the Bond Trustee in a Construction Fund as required by the Trust Indenture between MARTA and the Trustee. MARTA requisitions the funds as needed for construction of the transit system.

Bond discount is amortized using the bond outstanding method, over the term of the related debt. Losses on debt refundings are included in Deferred Outflows of Resources and amortized over the shorter of the life of the refunded debt or the new debt, principally using the bond outstanding method. Debt issuance costs are fully expensed at issuance.

Fare Revenues - Passenger fares are recorded as revenue at the time services are performed.

METROPOLITAN ATLANTA RAPID TRANSIT AUTHORITY

Notes to the Financial Statements

June 30, 2014 and 2013

(Dollars in Thousands)

1. SUMMARY OF SIGNIFICANT ACCOUNTING POLICIES (continued)

Subsidies and Grants - MARTA receives grant funds from the Federal Transportation Administration (FTA) for a substantial portion of its capital acquisitions. Assets acquired in connection with capital grant funds are included in capital assets. These grants generally require a local funding match by MARTA at a stipulated percentage of total project costs. Capital grant agreements with FTA provide for FTA holding a continuing interest in properties acquired and restricting the use of such properties to providing mass transportation services.

Grants for capital asset acquisition, facility development, and rehabilitation are reported in the Statements of Revenues, Expenses and Changes in Net Position, after nonoperating revenues and expenses as capital grants.

Net Position - Net Position presents the difference between assets, liabilities, and deferred outflows/inflows of resources in the Statements of Net Position. Net position pertaining to investment in capital assets is reduced by the outstanding balances of any borrowing used for the acquisition, construction or improvement of those assets. Net position components are reported as restricted when there are legal limitations imposed on their use by laws or regulations of other governments or external restrictions by creditors or grantors. Unrestricted net position may be designated for specific purposes at the option of the MARTA Board of Directors. If restricted and unrestricted net positions are available for the same purpose, then the restricted position will be used before the unrestricted position.

Budgetary Controls - An annual operating and capital budget is developed by MARTA's Management. After a public hearing the proposed budget is revised, if necessary, finalized and adopted by MARTA's Board of Directors.

The budget is prepared on the same basis of accounting as the financial statements except that depreciation, interest expense, gains (losses) on sale of property, unrealized gains (losses) on investments and other nonoperating expenses are not budgeted. Management control for the operating budget is maintained at expenditure category levels. Management has flexibility of reprogramming funds in respective cost centers with approval of budget staff as long as the total budget authorization is not exceeded. Capital expenditures are controlled at the budget line item.

Cost Allocation - MARTA allocates certain general and administrative expenses to transit operations and also capitalizes certain of these expenses in construction in progress based on its cost allocation plan prepared in accordance with FTA guidelines. General and administrative expenses not allocable to either transit operations or construction in progress under FTA guidelines are reflected as nonoperating general and administrative expense in the accompanying Statements of Revenues, Expenses and Changes in Net Position.

METROPOLITAN ATLANTA RAPID TRANSIT AUTHORITY

Notes to the Financial Statements

June 30, 2014 and 2013

(Dollars in Thousands)

1. SUMMARY OF SIGNIFICANT ACCOUNTING POLICIES (continued)

Operating Revenues and Expenses - Fare and parking revenue from transporting passengers, concessions, and advertising are reported as operating revenues.

Transactions that are capital, financing or investing related, or which cannot be attributed to MARTA's transportation focus, are reported as nonoperating revenues. All expenses related to operating the bus and rail system are reported as operating expenses. Interest expenses, financing costs, and planning costs are reported as nonoperating expenses.

Compensated Absences - MARTA employees are granted annual paid time off and vacation in varying amounts. A liability is recognized for amounts of accrued annual paid time off and vacation leave and related benefits attributable to services already rendered and for which it is probable that compensation will be paid. A liability for accumulated unused sick leave is not recognized since it is not paid upon termination or retirement. Upon retirement, unused accumulated sick leave may be counted as credited service for pension benefit calculation purposes.

Adoption of New Accounting Pronouncements - During the year ended June 30, 2014, MARTA adopted issued Statements of Governmental Accounting Standards ("GASB") No. 64. GASB No.64, *Derivative Instruments: Application of Hedge Accounting Termination Provisions – an amendment of GASB Statement No. 53*. The objective of this Statement is to clarify whether an effective hedging relationship continues after the replacement of a swap counterparty or a swap counterparty's credit support provider. The adoption of this statement did not have an impact on MARTA's financial statements.

During the year ended June 30, 2014, MARTA adopted GASB No. 66, *Technical Corrections – 2012 – an amendment of GASB Statements No. 10 and No. 62*. The objective of the Statement is to enhance the usefulness of financial reports by resolving conflicting accounting and financial reporting guidance that could diminish the consistency of financial reporting. This Statement replaces GASB No. 10 by removing the provision that limits fund-based reporting of a state or local government's risk financing activities to the general fund and the internal service fund types, which is not applicable to MARTA. The Statement also replaces GASB No. 62 by modifying the specific guidance on accounting for: (a) operating lease payments that vary from a straight-line basis; (b) the difference between the initial investment (purchase price) and the principal amount of a purchased loan or group of loans; and (c) servicing fees related to mortgage loans that are sold when the stated service fee rate differs significantly from a current (normal) servicing fee rate. These changes would eliminate any uncertainty regarding the application of GASB No. 13, and result in guidance that is consistent with the requirements in GASB No. 48, respectively. The adoption of this statement did not have an impact on MARTA's financial statements.

METROPOLITAN ATLANTA RAPID TRANSIT AUTHORITY

Notes to the Financial Statements

June 30, 2014 and 2013

(Dollars in Thousands)

1. SUMMARY OF SIGNIFICANT ACCOUNTING POLICIES (continued)

During the year ended June 30, 2014, MARTA adopted GASB No. 67, *Financial Reporting for Pension Plans - an amendment of GASB Statement No. 25*. This Statement replaces the requirements of GASB No. 25 and No. 50, as they relate to pension plans that are administered through trusts or equivalent arrangements that meet certain criteria. The Standard provides for financial statements to be presented in accordance with GASB No. 63, which separates the deferred inflows and outflows and arrives at a net position, and requires disclosure of the pension plan's fiduciary net position, net pension liability, the pension plan's fiduciary net position as a percentage of total pension liability, and related assumptions used to calculate the pension liability. The standard also provides for presentation of required supplementary information for each of the ten most recent fiscal years, including the sources of changes in the net pension liability and information about the components of the liability and related ratios. The impact of this pronouncement on MARTA's financial statements is contingent upon the implementation of GASB 68 which is effective for MARTA's fiscal year ending June 30, 2015; at which time, this Statement would be applicable.

Recently Issued Statements of Governmental Accounting Standards - GASB No. 68, *Accounting and Financial Reporting for Pensions - an amendment of GASB Statement No. 27*, is effective for MARTA fiscal year ending June 30, 2015. This Statement replaces the requirements of GASB No. 27 and No. 50 as they relate to pensions that are provided through pension plans administered as trusts or equivalent arrangements that meet certain criteria. The standard requires government employers to recognize as a liability, for the first time, their long-term obligation for pension benefits. The employer liability is to be measured as the difference between the present value of projected benefit payments to be provided through the pension plan for past periods of service less the amount of the pension plan's fiduciary net position, with obligations for employers with cost sharing plans based on their proportionate share of contributions to the pension plan. The standard also requires more immediate recognition of annual service cost, interest and changes in benefits for pension expense, specifies requirements for discount rates and actuarial methods and changes disclosure requirements. MARTA has not determined the impact of adopting this Statement.

GASB No. 71, *Pension Transition for Contributions Made Subsequent to the Measurement Date - an amendment of GASB Statement No.68*, is effective for MARTA fiscal year ending June 30, 2015. The objective of this Statement is to address an issue regarding application of the transition provisions of the Statement No.68, *Accounting and Financial Reporting for Pensions*. The issue relates to amounts associated with contributions, if any, made by a state or local government employer or nonemployer contributing entity to a defined benefit pension plan after the measurement date of the government's beginning net pension liability. This statement amends paragraph 137 of Statement 68 to require that, at transition, a government recognize a beginning deferred outflow of resources for its pension contributions, if any, made subsequent to the measurement date of the beginning net pension liability. Statement 68, as amended, continues to require that beginning balances for other deferred outflows of resources and deferred inflows of resources related to pensions be reported at transition only if it is practical to determine all such amounts. MARTA has not determined the impact of adopting this Statement.

METROPOLITAN ATLANTA RAPID TRANSIT AUTHORITY

Notes to the Financial Statements

June 30, 2014 and 2013

(Dollars in Thousands)

2. CASH AND INVESTMENTS

Cash - At June 30, 2014 and 2013, the carrying amounts of MARTA's total cash on hand were \$1,262 and \$1,054, respectively.

At June 30, 2014 and 2013, the carrying amounts of MARTA's total cash on deposit, including restricted assets, were \$52,572 and \$35,099, respectively.

The bank balances were \$51,882 and \$34,071, respectively. Of the bank balances at June 30, 2014 and 2013, \$517 and \$464, respectively, were covered by federal depository insurance and \$51,365 and \$33,595, respectively, were collateralized by government securities held by the pledging financial institution's trust department or agent in MARTA's name.

Investments - Georgia statutes authorize MARTA to invest in U.S. Government obligations, U.S. Government agency obligations, obligations of any instrumentality of the U.S. Government, or in repurchase agreements collateralized by any of the aforesaid securities, or in state of Georgia obligations, or in the state of Georgia sponsored investment pool or in other obligations or instruments as allowed by Georgia Law. MARTA's code, policy and guidelines mandate no deviation from the highest credit quality – only AAA.

Under the terms of MARTA's Sales Tax Revenue Bond Trust Indenture, the Authority may not invest in securities with a remaining term to maturity greater than five years from the purchase date. In addition, MARTA requires that repurchase agreement collateral must have a market value ranging from 101% to 104% of the cost of the repurchase agreement, depending upon the maturity date and type of security. MARTA's policy states that collateral pledged for repurchase agreements and not delivered to MARTA's safekeeping agent must be held by the pledging bank's trust department in MARTA's name. Investments held and managed by an independent trustee are not subject to these restrictions.

METROPOLITAN ATLANTA RAPID TRANSIT AUTHORITY
Notes to the Financial Statements
June 30, 2014 and 2013
(Dollars in Thousands)

2. CASH AND INVESTMENTS (continued)

As of June 30, 2014, MARTA had the following investments and maturities:

Investment Type	Fair Value	Investment Maturities (in Years)			
		Less than 1	1 - 5	6 - 10	More than 10
Repurchase Agreements	\$ 57,379	\$ 57,379	\$ -	\$ -	\$ -
U.S. Treasuries	86,348	73,046	6,722	4,362	2,218
U.S. Agencies	420,997	110,542	94,132	3,344	212,979
FDIC Public Funds	40,743	30,743	10,000	-	-
Certificate of deposit (CDAR)	12,482	8,807	3,675	-	-
Guaranteed Inv Contracts	211,327	-	88,175	45,616	77,536
Investment Derivative	(2,435)	-	-	-	(2,435)
Total	\$ 826,841	\$ 280,517	\$ 202,704	\$ 53,322	\$ 290,298

As of June 30, 2013, MARTA had the following investments and maturities:

Investment Type	Fair Value	Investment Maturities (in Years)			
		Less than 1	1 - 5	6 - 10	More than 10
Repurchase Agreements	\$ 67,161	\$ 67,161	\$ -	\$ -	\$ -
U.S. Treasuries	113,788	99,183	8,292	3,295	3,018
U.S. Agencies	332,467	68,951	63,696	3,870	195,950
State of Georgia GA Fund 1	65,500	65,500	-	-	-
FDIC Public Funds	70,182	70,182	-	-	-
Certificate of Deposit (CDAR)	18,011	18,011	-	-	-
Guaranteed Inv Contracts	199,606	244	34,258	91,833	73,271
Investment Derivatives	(10,763)	-	-	-	(10,763)
Total	\$ 855,952	\$ 389,232	\$ 106,246	\$ 98,998	\$ 261,476

Interest Rate Risk - is the risk that changes in interest rates will adversely affect the fair value of financial instruments or cash flows.

As a means of limiting its exposure to this, MARTA's investment policy prohibits investments in U.S. Treasuries and Agencies and State Obligations with maturities greater than five years and six months at the date of purchase. The policy also limits Repurchase Agreements to three months from the date of purchase. Investments held and managed by an independent trustee are not subject to these restrictions.

METROPOLITAN ATLANTA RAPID TRANSIT AUTHORITY

Notes to the Financial Statements

June 30, 2014 and 2013

(Dollars in Thousands)

2. CASH AND INVESTMENTS (continued)

Credit Quality Risk - is the risk that an issuer or other counterparty to an investment will not fulfill its obligations. The exposure of MARTA's debt securities to credit quality risk as of June 30, 2014 is as follows:

<u>Investment Type</u>	<u>Fair Value</u>	<u>Credit Rating</u>	<u>Rating Agency</u>
Repurchase Agreements	\$ 57,379	AAA/AA+	Moody's/S&P
U.S. Treasuries	86,348	AAA+/AA+	Moody's/S&P
U.S. Agencies	420,997	AAA/AA+	Moody's/S&P
FDIC Public Funds	40,743	AAA/AA+/FDIC	Moody's/S&P
Certificate of deposit (CDAR)	12,482	AAA/AA+/FDIC	Moody's/S&P
Guaranteed Inv Contracts	211,327		
Investment Derivative	(2,435)		
	<u>\$ 826,841</u>		

Concentration of Credit Risk - is the risk of loss that may be attributed to the magnitude of a government's investment in a single issue. MARTA does not hold more than 5% in any single issuer, other than investments related to the U.S. Government.

Custodial Credit Risk - for an investment, custodial credit risk is the risk that, in the event of the failure of the counterparty, MARTA will not be able to recover deposits or will not be able to recover collateral securities that are in the possession of an outside party. Of MARTA's investment at June 30, 2014 and 2013, of \$826,841 and \$855,952, respectively, \$10,251 and \$10,157, respectively, are securities held by a trustee, not in the name of MARTA. These investments are the only securities not held in MARTA's name as per the terms of a trust agreement between MARTA and a Railroad company.

Foreign Currency Risk - is the risk that changes in exchange rates will adversely impact the fair value of an investment. MARTA is not exposed to this risk and its investment policy does not provide for investments in foreign currency denominated securities.

METROPOLITAN ATLANTA RAPID TRANSIT AUTHORITY

Notes to the Financial Statements

June 30, 2014 and 2013

(Dollars in Thousands)

3. RESTRICTED ASSETS

Restricted assets consist of the following at June 30:

	<u>2014</u>	<u>2013</u>
Restricted Cash and Investments:		
Sinking Fund	\$ 133,089	\$ 159,830
Railroad Trust Fund Agreement	10,000	10,000
Capital Asset Purposes	55,391	63,197
Proceeds from Real Estate Sales	55,537	55,593
Investment Held to Pay Capital Lease Obligation	499,141	471,575
Investment Derivatives	(2,435)	(10,763)
Other	38,717	38,655
	<u>789,440</u>	<u>788,087</u>
Total Restricted Cash and Investments		
	<u>123</u>	<u>135</u>
Due to FTA		
Total Restricted, Net of Related Debt	<u>\$ 789,317</u>	<u>\$ 787,952</u>

The amounts held in Sinking Funds are restricted for the payment of bond principal and interest as they become due and to the maintenance of the required reserve amounts (see Note 7).

Under the terms of the railroad trust fund agreement between MARTA and a railroad company (the "Railroad"), MARTA has agreed to pay certain costs of purchasing insurance to protect the Railroad against the risk of liability from injury or damage to MARTA's passengers, employees, and property which may result from the Railroad's operations. At June 30, 2014 and 2013, MARTA had placed certain investments in a special trust fund to guarantee its performance under this agreement. Interest earned on these funds is unrestricted.

Included in restricted cash and investments are certain investments which, under the MARTA Act and certain grant agreements, are held for repairing, rebuilding, or replacing capital assets and for a Georgia Department of Transportation project. Proceeds from sales of certain real estate and the interest earned thereon through June 30, 1988 have been restricted. For the period from July 1, 1988 to June 30, 2014, interest earned on these funds is unrestricted.

Investment held to pay capital lease obligations represent investment held by trustees to be used for capital lease payments under the Authority's LILo arrangements.

Restricted net position of \$789,317 and \$787,952 at June 30, 2014 and 2013, respectively, are reported in the Statements of Net Position and are restricted by law or binding agreements with outside parties.

METROPOLITAN ATLANTA RAPID TRANSIT AUTHORITY

Notes to the Financial Statements

June 30, 2014 and 2013

(Dollars in Thousands)

4. SALES AND USE TAX

MARTA receives proceeds from the collections of sales and use tax under the Rapid Transit Contract and Assistance Agreement with the City of Atlanta and the Counties of Fulton and DeKalb. The tax is levied at a rate of 1% until June 30, 2047 and 0.5% through 2057.

Under the law authorizing the levy of the sales and use tax, as amended April 27, 2006, MARTA is restricted as to its use of the tax proceeds as follows:

- 1) No more than 50% of the annual sales and use tax proceeds can be used to subsidize the net operating costs, as defined, of the system, exclusive of depreciation and amortization, and other costs and charges as defined in Section 25(l) of the MARTA Act.
- 2) If more than the legislative provided percentage of the annual sales and use tax proceeds is used to subsidize the net operating costs in any one year, the deficit in operations must be made up during a period not to exceed the three succeeding years.
- 3) If less than the legislative provided percentage of the annual sales and use tax proceeds is used to subsidize the net operating costs in any one year, the excess may, at the discretion of MARTA's Board of Directors be reserved and later used to provide an additional subsidy for operations in any future fiscal year or years.

In April 2010 the Georgia General Assembly voted to suspend the 50/50 restriction on MARTA's expenditures for a three-year period (the cash flow made available from this suspension cannot be used for salary and wage increases). MARTA implemented this amendment on July 1, 2010.

During the years ended June 30, 2014 and 2013, MARTA used 46% and 47%, respectively, of the sales and use tax proceeds to subsidize the net operating costs. A summary of cumulative sales tax proceeds under-utilization activity for the years ended June 30, 2014 and 2013 is as follows:

	<u>2014</u>	<u>2013</u>
Cumulative under-utilization, beginning of year	\$ 8,588	\$ -
Under-utilization during year	14,694	8,588
Cumulative-under utilization, end of year	<u>\$ 23,282</u>	<u>\$ 8,588</u>

METROPOLITAN ATLANTA RAPID TRANSIT AUTHORITY

Notes to the Financial Statements

June 30, 2014 and 2013

(Dollars in Thousands)

5. FARE REVENUE

The MARTA Act places certain requirements on the rates that MARTA is to charge for transportation services provided.

The rates charged to the public for transportation services must be such that the total transit related revenues are no less than 35% of the operating costs, exclusive of depreciation and amortization, and other costs and charges as provided in the Act, of the preceding fiscal year.

Under provisions of amendments to the MARTA Act, all revenues, except the sales and use taxes, are included in transit related revenues for purposes of this calculation.

Transit related revenues for the years ended June 30, 2014 and 2013 were 73.8% and 62.8%, respectively, of operating costs of the previous fiscal year as defined under the MARTA Act.

6. CAPITAL ASSETS

Capital asset activity for the year ended June 30, 2014 was as follows:

	<u>Balance</u> <u>June 30, 2013</u>	<u>Additions</u>	<u>Decreases</u>	<u>Balance</u> <u>June 30, 2014</u>
Capital Assets, not being depreciated:				
Land	\$ 556,185	\$ 4,404	\$ (1,171)	\$ 559,418
Construction in progress	371,288	239,284	(236,597)	373,975
Total capital assets not being depreciated	<u>927,473</u>	<u>243,688</u>	<u>(237,768)</u>	<u>933,393</u>
Capital Assets being depreciated:				
Rail systems & buildings	3,320,240	54,143	(385)	3,373,998
Transportation equipment	1,204,071	90,301	(13,716)	1,280,656
Other	1,108,547	87,749	(3,103)	1,193,193
Total capital assets being depreciated	<u>5,632,858</u>	<u>232,193</u>	<u>(17,204)</u>	<u>5,847,847</u>
Less accumulated depreciation for:				
Rail systems & buildings	(1,859,143)	(87,880)	385	(1,946,638)
Transportation equipment	(794,016)	(69,340)	13,485	(849,871)
Other	(878,952)	(52,551)	3,079	(928,424)
Total accumulated depreciation	<u>(3,532,111)</u>	<u>(209,771)</u>	<u>16,949</u>	<u>(3,724,933)</u>
Total capital assets being depreciated, net	<u>2,100,747</u>	<u>22,422</u>	<u>(255)</u>	<u>2,122,914</u>
Capital Assets, net	<u>\$ 3,028,220</u>	<u>\$ 266,110</u>	<u>\$ (238,023)</u>	<u>\$ 3,056,307</u>

METROPOLITAN ATLANTA RAPID TRANSIT AUTHORITY

Notes to the Financial Statements

June 30, 2014 and 2013

(Dollars in Thousands)

6. CAPITAL ASSETS (continued)

During the year ended June 30, 2014, adjustments were made to construction in progress in the amount of \$5.6 million related to reduction in cost to land parcels. Land transferred to land held for resale and land parcels are listed as assets but are not being depreciated.

Capital asset activity for the year ended June 30, 2013 was as follows:

	<u>Balance</u> <u>June 30, 2012</u>	<u>Additions</u>	<u>Decreases</u>	<u>Balance</u> <u>June 30, 2013</u>
Capital Assets, not being depreciated:				
Land	\$ 555,667	\$ 518	\$ -	\$ 556,185
Construction in progress	308,377	170,471	(107,560)	371,288
Total capital assets not being depreciated	<u>864,044</u>	<u>170,989</u>	<u>(107,560)</u>	<u>927,473</u>
Capital Assets being depreciated:				
Rail systems & buildings	3,289,889	30,351	-	3,320,240
Transportation equipment	1,214,610	27,275	(37,814)	1,204,071
Other	1,071,271	49,934	(12,658)	1,108,547
Total capital assets being depreciated	<u>5,575,770</u>	<u>107,560</u>	<u>(50,472)</u>	<u>5,632,858</u>
Less accumulated depreciation for:				
Rail systems & buildings	(1,764,418)	(94,725)	-	(1,859,143)
Transportation equipment	(760,579)	(70,085)	36,648	(794,016)
Other	(836,747)	(54,797)	12,592	(878,952)
Total accumulated depreciation	<u>(3,361,744)</u>	<u>(219,607)</u>	<u>49,240</u>	<u>(3,532,111)</u>
Total capital assets being depreciated, net	<u>2,214,026</u>	<u>(112,047)</u>	<u>(1,232)</u>	<u>2,100,747</u>
Capital Assets, net	<u>\$ 3,078,070</u>	<u>\$ 58,942</u>	<u>\$ (108,792)</u>	<u>\$ 3,028,220</u>

METROPOLITAN ATLANTA RAPID TRANSIT AUTHORITY
Notes to the Financial Statements
June 30, 2014 and 2013
(Dollars in Thousands)

7. LONG-TERM DEBT

Long-term debt activity for the year ended June 30, 2014 was as follows:

<u>Series</u>	<u>Year Issued</u>	<u>Principal Issued</u>	<u>Year of Maturity</u>	<u>Interest Rates</u>	<u>Balance June 30, 2013</u>	<u>Outstanding Additions</u>	<u>Principal Retirements</u>	<u>Balance June 30, 2014</u>
Sales Tax Revenue Bonds:								
N*	1992	\$ 122,245	2019	4.60% - 6.25%	\$ 41,825	\$ -	\$ (5,920)	\$ 35,905
P*	1992	296,755	2021	3.30% - 6.25%	87,675	-	(14,745)	72,930
2000A	2000	100,000	2026	Variable	98,600	-	(1,400)	97,200
2000B	2000	100,000	2026	Variable	98,700	-	(1,500)	97,200
2003A*	2003	103,075	2021	3.00% - 5.00%	29,505	-	(29,505)	-
2005A*	2005	190,490	2021	5.00%	174,715	-	(16,520)	158,195
2006A*	2006	163,890	2021	5.00%	138,605	-	(11,285)	127,320
2007A*	2007	145,725	2033	5.25%	145,725	-	-	145,725
2007B*	2008	389,830	2038	5.00%	389,830	-	-	389,830
2009A	2009	250,000	2040	4.25% - 5.25%	250,000	-	-	250,000
2012A*	2012	311,075	2041	3.00% - 5.00%	311,075	-	-	311,075
2012B*	2012	17,930	2021	4.00% - 5.00%	17,930	-	-	17,930
2013A*	2013	22,980	2021	3.00% - 5.00%	22,980	-	-	22,980
Subtotal					1,807,165	-	(80,875)	1,726,290
Less portion due within one year					(80,875)	25,620	-	(55,255)
Plus unamortized premium (discount)					73,319	-	(7,828)	65,491
Sales Tax Revenue Bonds total long-term portion					<u>\$ 1,799,609</u>	<u>\$ 25,620</u>	<u>\$ (88,703)</u>	<u>\$ 1,736,526</u>

* Refunding bonds

Long-term debt activity for the year ended June 30, 2013 was as follows:

<u>Series</u>	<u>Issued</u>	<u>Issued</u>	<u>Maturity</u>	<u>Interest Rates</u>	<u>June 30, 2012</u>	<u>Additions</u>	<u>Retirements</u>	<u>June 30, 2013</u>
Sales Tax Revenue Bonds:								
N*	1992	\$ 122,245	2019	4.60% - 6.25%	\$ 47,390	\$ -	\$ (5,565)	\$ 41,825
P*	1992	296,755	2021	3.30% - 6.25%	101,535	-	(13,860)	87,675
2000A	2000	100,000	2026	Variable	100,000	-	(1,400)	98,600
2000B	2000	100,000	2026	Variable	100,000	-	(1,300)	98,700
2003A*	2003	103,075	2021	3.00% - 5.00%	31,890	-	(2,385)	29,505
2005A*	2005	190,490	2021	5.00%	190,490	-	(15,775)	174,715
2006A*	2006	163,890	2021	5.00%	149,355	-	(10,750)	138,605
2007A*	2007	145,725	2033	5.25%	145,725	-	-	145,725
2007B*	2008	389,830	2038	5.00%	389,830	-	-	389,830
2009A	2009	250,000	2040	4.25% - 5.25%	250,000	-	-	250,000
2012A*	2012	311,075	2041	3.00% - 5.00%	311,075	-	-	311,075
2012B*	2012	17,930	2021	4.00% - 5.00%	17,930	-	-	17,930
2013A*	2013	22,980	2021	3.00% - 5.00%	-	22,980	-	22,980
Subtotal					1,835,220	22,980	(51,035)	1,807,165
Less portion due within one year					(51,035)	(29,840)	-	(80,875)
Plus unamortized premium (discount)					75,055	4,422	(6,158)	73,319
Sales Tax Revenue Bonds total long-term portion					<u>\$ 1,859,240</u>	<u>\$ (2,438)</u>	<u>\$ (57,193)</u>	<u>\$ 1,799,609</u>

* Refunding bonds

METROPOLITAN ATLANTA RAPID TRANSIT AUTHORITY

Notes to the Financial Statements

June 30, 2014 and 2013

(Dollars in Thousands)

7. LONG-TERM DEBT (continued)

Sales Tax Revenue Bonds – Principal on all the Sales Tax Revenue Bonds (the “Bonds”) is payable in an annual installment on July 1; interest is payable semi-annually on January 1 and July 1 on all Bonds except the Series 2000A and 2000B Bonds, which interest is payable on the first day of each month for the previous month. Series N and P Bonds are payable from and secured by a first lien on sales and use tax receipts. Series 2000A, 2000B and 2003A Bonds are payable from and secured by a second lien on sales and use tax receipts. Series 2005A, 2006A, 2007A, 2007B, 2009A, 2012A, 2012B and 2013A are payable from and secured by a third lien on sales and use tax receipts (Note 4).

The Series 2000A and 2000B Bonds are variable-rate sales tax revenue bonds. Each series was issued in the aggregate principal amount of \$100,000 each and was initially issued in the weekly mode. Interest in the weekly mode is payable on the first business day of each month for the previous month. In the fall of 2012, the Series 2000A Bonds were converted to a term rate utilizing a floating rate note structure. The interest rate on these bonds is based on a defined spread to the Securities Industry Financial Markets Association (SIFMA) index on a weekly basis and interest will be paid monthly for the previous month. The interest rates at June 30, 2013 on the Series 2000A and 2000B Bonds utilizing the weekly mode were 0.22% and 0.07%, respectively. Likewise, the interest rates at June 30, 2014 on the Series 2000A and 2000B Bonds were 0.06% and 0.07%, respectively. There are a variety of operational and financial covenants associated with the Bonds. Management believes that MARTA is in compliance with all such covenants.

Approximately half of the currently outstanding Bonds, except the Series 2000A and 2000B Bonds are redeemable at the discretion of MARTA within ten years from their issue date at redemption prices above par. The Series 2000A Bonds are redeemable at par in March 2014. The Series 2000B Bonds are redeemable at par upon 30 days’ notice.

Annual debt service requirements on the Bonds outstanding at June 30, 2014 were as follows:

Year Ending June 30	Principal	Interest*	Total
2015	\$ 55,255	\$ 73,819	\$ 129,074
2016	59,425	70,841	130,266
2017	62,705	67,668	130,373
2018	65,885	64,401	130,286
2019	69,115	61,064	130,179
2020 to 2024	277,160	263,803	540,963
2025 to 2029	248,460	236,489	484,949
2030 to 2034	243,340	172,949	416,289
2035 to 2039	374,250	90,182	464,432
2040 to 2041	270,695	7,875	278,570
	<u>\$ 1,726,290</u>	<u>\$ 1,109,091</u>	<u>\$ 2,835,381</u>

* Variable rate bond interest requirement computed at year-end rates.

METROPOLITAN ATLANTA RAPID TRANSIT AUTHORITY

Notes to the Financial Statements

June 30, 2014 and 2013

(Dollars in Thousands)

7. LONG-TERM DEBT (continued)

In September 2013, MARTA's bonding authority was revalidated by the Superior Court of Fulton County to increase its bonding capacity. Under the revalidated terms of this Third Trust Indenture, MARTA is limited to issue an additional \$1,508,080 of Sales Tax Revenue Bonds. MARTA's Board established a debt limit for the Sales Tax Revenue Bonds. The total annual debt service on such bonds is limited to no more than 45% of projected sales tax receipts for each year.

MARTA has pledged future sales tax revenues to repay \$1,791,781 in sales tax revenue bonds issued in 1992, 2000, 2003, 2005, 2006, 2007, 2008, 2009, 2012 and 2013 of which \$1,736,526 is considered long-term debt. Proceeds from the bonds were used for the rehabilitation or expansion of MARTA's rail and bus systems. Principal and interest on the bonds are payable through 2041, solely from the sales tax revenues. Annual principal and interest on the bonds are expected to require no more than 45% of such net revenues. Principal and interest paid for in the years ended June 30, 2014 and 2013 were \$157,598 and \$124,971, respectively.

Sales and use tax revenues are initially deposited into a Sinking Fund held by the bond trustee as required by the Bond Trust Indentures. At June 30, 2014 and 2013, the amounts held in the Sinking Funds exceeded the amounts required to be held pursuant to the Bond Trust Indentures. All such amounts are classified as restricted cash and investments in the Statements of Net Position.

Following is a summary of the activity in the Sinking Funds for the years ended June 30, 2014 and 2013:

	<u>2014</u>	<u>2013</u>
Balance, Beginning of Year	\$ 159,830	\$ 125,931
Sales and Use Tax Proceeds	132,723	135,279
Investment Income	104	1,236
Principal and Interest Payments on Bonds	(157,598)	(124,971)
Excess Sales Tax Withheld (Refunded)	(3,443)	21,061
Trustee Fees	1,473	1,294
Balance, End of Year	<u>\$ 133,089</u>	<u>\$ 159,830</u>

METROPOLITAN ATLANTA RAPID TRANSIT AUTHORITY

Notes to the Financial Statements

June 30, 2014 and 2013

(Dollars in Thousands)

7. LONG-TERM DEBT (continued)

Sales Tax Revenue Commercial Paper Notes – On June 30, 2014 MARTA had outstanding \$200,000 of Sales Tax Revenue Commercial Paper Notes (the “Notes”), Series 2012C1-2 and 2012D1-2. Letters of Credit were issued to support the \$200,000 of commercial paper sold. The effective interest rate paid on the Notes outstanding ranged from 0.05% to 0.20% or an average of 0.13% for the year ended June 30, 2014. Likewise, the effective interest rate paid on the Notes outstanding ranged from 0.14% to 0.20% or an average of 0.18% for the year ended June 30, 2013. The proceeds of such Notes are being used to finance certain transit improvement projects. The accrued interest is payable as each Note matures solely from a third lien on the sales tax receipts. The Notes have various maturities ranging from 1 day to 270 days. The outstanding balance, totaling \$200,000, has been classified as short-term Investments. MARTA intends to refinance the Notes with long-term sales tax revenue bonds.

8. DERIVATIVE FINANCIAL INSTRUMENTS

The fair value balances and notional amounts of hedging and investment derivative instruments outstanding at June 30, 2014 and the corresponding changes in fair value of such derivative instruments for the year ended June 30, 2014 were as follows:

	Fiscal Year Classification	Changes in Fair Value		Fair Value Notional
		Change Amount	Year End Amount	
Hedging Derivatives:				
	Deferred Outflows of Resources			
Natural Gas Commodity Swaps		\$ 242	\$ 242	\$ 380
	Deferred Inflows of Resources			
Diesel Commodity Swaps		31	6	1,141
		<u>\$ 273</u>	<u>\$ 248</u>	
Investment Derivatives:				
	Loss on Investment Derivatives			
Forward delivery arrangements		\$ 355	\$ (2,435)	\$ 300,000
		<u>\$ 355</u>	<u>\$ (2,435)</u>	

METROPOLITAN ATLANTA RAPID TRANSIT AUTHORITY

Notes to the Financial Statements

June 30, 2014 and 2013

(Dollars in Thousands)

8. DERIVATIVE FINANCIAL INSTRUMENTS (continued)

The fair value balances and notional amounts of hedging and investment derivative instruments outstanding at June 30, 2013 and the corresponding changes in fair value of such derivative instruments for the year ended June 30, 2013 were as follows:

	<u>Fiscal Year Classification</u>	<u>Changes in Fair Value</u>		<u>Fair Value Notional</u>
		<u>Change Amount</u>	<u>Year End Amount</u>	
<i>Hedging Derivatives:</i>				
	Deferred			
Series 2000A & 2000B	Outflows of			
Interest Rate Swaps	Resources	\$ (275)	\$ (3,846)	\$ 200,000
	Deferred			
	Inflows of			
Diesel Commodity Swaps	Resources	(50)	(25)	2,218
		<u>\$ (325)</u>	<u>\$ (3,871)</u>	
<i>Investment Derivatives:</i>				
	Gain on			
Series 1996A, 1998B & 2002	Investment			
Interest Rate Swaps	Derivatives	\$ 322	\$ (7,973)	\$ 518,310
	Loss on			
	Investment			
Forward delivery arrangements	Derivatives	(305)	(2,790)	300,000
		<u>\$ 17</u>	<u>\$ (10,763)</u>	

Interest Rate Swap Agreements – As a means of interest rate management, to expand bonding capacity and to provide immediately available funds, MARTA entered into interest rate swap agreements in November 2004 with two counterparties in connection with its fixed rate outstanding bond issues, including the Series 1996A (Refunded by Series 2006A), 1998A (matured in 2012), Series 1998B (Refunded by Series 2005A), and Series 2002 Bonds (Refunded by Series 2007A), and its variable rate Series 2000A and Series 2000B Bonds.

METROPOLITAN ATLANTA RAPID TRANSIT AUTHORITY
Notes to the Financial Statements
June 30, 2014 and 2013
(Dollars in Thousands)

8. DERIVATIVE FINANCIAL INSTRUMENTS (continued)

A summary of those agreements are as follows:

Date of Execution	Termination Date	Payment	Counterparty Payment	Counterparty & Credit Rating
Series 1996A, 1998B, & 2002:				
11/05/2004	07/01/2032	USD-SIFMA ⁽¹⁾	65% of one-month LIBOR ⁽²⁾ + 11 basis points	Goldman Sachs Capital Markets A+
Series 2000A & 2000B:				
11/05/2004	07/01/2025	USD-SIFMA ⁽¹⁾	61% of one-month LIBOR + 30 basis points	Merrill Lynch Capital Services A+

⁽¹⁾ Securities Industry and Financial Market Association

⁽²⁾ London Interbank Offered Rate.

Payment for both are USD-SIFMA

At the inception of the interest rate swap agreements, MARTA received \$19,250 and \$10,790 of upfront cash from the Series 1996A, 1998B & 2002 and the Series 2000A & 2000B interest rate swaps, respectively. The cash received at the inception of the interest rate swap agreements was deferred and is being amortized over the life of the agreements. The outstanding unamortized amount as of June 30, 2013 is \$11,253, and is included in Unearned Revenue on the Statements of Net Position. On March 21 and 25, 2014 the Authority terminated the interest rate swap with Goldman Sachs with an outstanding notional amount of \$450,640 and the interest rate basis swap with Merrill Lynch Capital Markets with an outstanding notional amount of \$194,400, respectively. The Authority does not have any other interest rate swaps outstanding at June 30, 2014. The termination of the interest rate swaps resulted in the recognition of the remaining unamortized unearned revenue in 2014.

Hedging derivative instruments must meet annual effectiveness tests. MARTA assessed whether the hedging derivatives were highly effective in offsetting changes in fair value or cash flows of hedged items. MARTA's interest rate swap related to the Series 2000A & 2000B bonds with a \$200 million notional amount met the effectiveness conditions of the dollar offset method again in fiscal year 2013, while the interest rate swap related to the Series 1996A, 1998B & 2002 bonds with a notional amount of \$518,310 did not meet the effectiveness test in fiscal year 2011 and was not reconsidered.

A derivative is effective if changes in a hedgeable item divided by changes in derivative is within a range of 80% to 125% in absolute terms. The test is also met if changes in derivative divided by changes in hedgeable item falls within range of 80 to 125. The effective portion of changes in the fair value of derivatives that are designated and qualify as cash flow hedges are reported as deferred inflows and outflows in the Statements of Net Position. The gain or loss of the ineffective portion is recognized immediately in the Statements of Revenues, Expenses, and Changes in Net Position.

METROPOLITAN ATLANTA RAPID TRANSIT AUTHORITY

Notes to the Financial Statements

June 30, 2014 and 2013

(Dollars in Thousands)

8. DERIVATIVE FINANCIAL INSTRUMENTS (continued)

The interest rate swap exposes MARTA to basis risk when the interest rates on the transactions are reset. MARTA pays a tax-exempt interest rate, while the counterparty pays a taxable interest rate. Tax-exempt interest rates can change without a corresponding change in the 30-day LIBOR rate due to factors affecting the tax-exempt market which do not have a similar effect on the taxable market. MARTA will be exposed to basis risk under the basis swap to the extent that SIFMA trades at greater than expected percentages of LIBOR for extended periods of time and/or in a high interest rate environment. MARTA would also be exposed to tax risk stemming from changes in marginal income tax rates or those caused by a reduction or elimination in the benefits of tax exemption for municipal bonds.

MARTA is exposed to termination risk if the interest rate swap could be terminated while valued in the favor of a counterparty as a result of any of several events, which may include a ratings downgrade for MARTA or the counterparty, covenant violation by either party, bankruptcy of either party, swap payment default of either party, and other default events as defined by the agreements. Any such termination may require MARTA to make significant termination payments in the future.

MARTA is exposed to Counterparty credit risk where the Counterparty will not perform pursuant to the contract's terms. This risk could require MARTA to make a termination payment. MARTA mitigated the credit risk associated with its swaps by having entered into transactions with highly-rated counterparties. MARTA also mitigated its concentration of credit risk by having diversified its swap transactions across two different counterparties.

MARTA is exposed to interest rate risk when a generally adverse move in variable rates increases the overall cost of borrowing or if credit concerns relating to MARTA have the same impact. MARTA currently has \$200,000 exposure to variable rates (VRDB's Variable Rate Demand Bond and Commercial Paper) and the basis swaps will not increase that exposure.

However, some variable rate exposure is introduced by the basis swaps. This relates to the fact that MARTA's obligations to pay a variable rate and receive variable rate (basis differential) under the basis swap will vary with market conditions and will not be fixed. The basis differential could be a positive or a negative cash flow event, if these two variable legs do not have the same relationship to each other as expected. Variability is associated with the absolute level of interest rates as well as the relationship between SIFMA and LIBOR.

MARTA is exposed to amortization risk and is the potential cost to MARTA of servicing debt and honoring swap obligations resulting from a mismatch of outstanding bonds and the notional amount of an outstanding swap. Amortization risk occurs to the extent bond and swap notional amounts become mismatched over the life of a transaction.

METROPOLITAN ATLANTA RAPID TRANSIT AUTHORITY
Notes to the Financial Statements
June 30, 2014 and 2013
(Dollars in Thousands)

8. DERIVATIVE FINANCIAL INSTRUMENTS (continued)

Commodity Swap Agreements – In order to help plan its diesel and natural gas costs for the fiscal year and to protect itself against price volatility in the market prices of the commodities, MARTA has entered into contracts to hedge diesel (using low sulfur diesel) and natural gas. It is possible that the index prices may be lower than the price at which MARTA committed to in the contracts.

This would reduce the value of the contract and MARTA could sell the contract at a loss, or likewise if the index prices are higher, the value of the contracts would increase and MARTA could sell the contracts at a profit. If MARTA continues to hold the contract until maturity, MARTA may make or receive termination payments to or from the counterparty to settle the obligation under the contract. One contract was terminated on June 30, 2014. A summary of agreements is as follows:

<u>Date of Execution</u>	<u>Effective Dates</u>	<u>Termination Dates</u>	<u>Fixed Price</u>	<u>Counterparty</u>	<u>Net Settlement In FY 2014</u>
Natural Gas:					
8/8/2013	9/1/2013	6/30/2015	\$3.705 per MMBTU	Citigroup Energy, Inc	\$ 184,410
10/31/2013	12/1/2013	3/31/2014	\$3.670 per MMBTU	Canadian Imperial Bank of Commerce	\$ 79,140
Diesel:					
4/12/2013	7/1/2013	6/30/2014	\$2.845 per gallon	JP Morgan Ventures Energy Corporation	\$ 114,026
2/23/2012	7/1/2012	6/30/2013	\$3.221 per gallon	Citigroup Energy, Inc.	\$ (36,567)
7/11/2012	8/1/2012	6/30/2013	\$2.743 per gallon	Deutsche Bank AG	\$ 11,865

MARTA assessed at the inception, and as of year-end, of the commodity swap agreements whether these derivatives were highly effective in offsetting changes in fair value or cash flows of hedged items. Based on the annual assessment, the commodity swap agreements met the effectiveness conditions of the consistent critical terms method.

MARTA is exposed to the failure of the counterparty to fulfill the forward-fuel contracts. The terms of the contracts include provisions for recovering the cost in excess of the guaranteed price from the counterparty should MARTA have to procure low sulfur diesel and natural gas on the open market.

METROPOLITAN ATLANTA RAPID TRANSIT AUTHORITY

Notes to the Financial Statements

June 30, 2014 and 2013

(Dollars in Thousands)

8. DERIVATIVE FINANCIAL INSTRUMENTS (continued)

Forward Delivery Agreements – MARTA is required to make monthly deposits into debt service sinking funds for the principal and interest payments due semi-annually on its bonds. MARTA, via the trustee, currently invests these deposits in money market funds or short-term permitted investments that mature on or before the debt service payment dates.

On August 15, 2006, MARTA and its bond trustee, US Bank, entered into a debt service forward delivery agreement with the issuer, Bank of America, NA, with respect to the debt service fund related to Series N Bonds, issued in the original aggregate principal amount of \$122,245, Series P Bonds, issued in the original aggregate principal amount of \$296,755, and Series 2005A Bonds, issued in the original aggregate principal amount of \$190,490.

When MARTA entered into these agreements an upfront cash payment of \$11,350 was received by MARTA which represented the present value of the future interest cash flows. The cash received was recorded as deferred revenue and is being amortized over the life of the agreements. The outstanding unamortized amount as of June 30, 2014 and 2013 is \$3,496 and \$4,210, respectively, and is included in Unearned Revenues on the Statements of Net Position.

MARTA has entered into these forward delivery arrangements for speculative purposes to obtain a higher long-term yield than short term and not for the purpose of hedging any financial risk. Therefore the fair value of these forward delivery arrangements will be classified as derivative investments in the Statements of Net Position and the gains or losses are reported as nonoperating revenues (expenses) on the Statements of Revenues, Expenses and Changes in Net Position.

9. BOND REFUNDINGS

On June 6, 2013, MARTA issued \$22,980 par Series 2013A refunding bonds, refunding the remaining Series 2003A Bonds, at an average interest rate of 1.11% per annum. A portion of the proceeds were applied to the Authority's Sales Tax Revenue Bonds Series 2003A by placing the funds within a sinking fund, as an escrow account was not required. As a result of the refunding, MARTA reduced its future debt service requirements by \$4,284.

In prior years, MARTA has defeased various bond issues by creating separate irrevocable trust funds. New debt has been issued and the proceeds have been used to purchase U.S. government securities that were placed in trust funds. The investments and fixed earnings from the investments are sufficient to fully service the defeased debt until the debt is called or matures. For financial reporting purposes, the debt has been considered defeased and therefore removed as a liability from MARTA's financial statements. At June 30, 2014, the amount of defeased debt outstanding but removed from MARTA's Statements of Net Position totaled \$29,505.

METROPOLITAN ATLANTA RAPID TRANSIT AUTHORITY
Notes to the Financial Statements
June 30, 2014 and 2013
(Dollars in Thousands)

10. CAPITAL LEASE OBLIGATIONS

The Authority has entered into various Lease In/Lease Out (LILO) arrangements related to the leasing and subleasing of the Authority's rail cars, rail lines, and a rail maintenance facility. These agreements provide for the lease of certain Authority's rail capital assets to a financial party lessee and the sublease of such capital assets back to the Authority for a specified term.

The net present value of the future sublease payments has been recorded as capital lease obligations. The funds invested in U.S. Agency Bonds and Notes and Guaranteed Investment Contracts, to fund these future capital lease obligations as they come due have been recorded as Investments Held to Pay Capital Obligations. Unrealized and realized gains and losses on these investments are recorded as nonoperating revenues and expenses in the Statements of Revenues, Expenses and Changes in Net Position.

The following table summarizes MARTA's capital lease/leaseback transactions as of the respective transaction dates:

Lease Date	Property	Fair Market Value At Closing Date	Prepayment Received on Head Lease from the Equity	Amount Invested to Satisfy Sublease Obligation	Cash Benefit Net of Fees	Repurchase Option Date	Sublease Termination Date
3/22/2001	6 Hitachi CQ 310 Rail Cars	\$ 13,800	\$ 3,933	\$ 2,932	\$ 1,002	1/15/2019	10/15/2020
3/22/2001	46 Franco Belge CQ 310 Rail Cars	82,800	19,853	15,764	4,089	1/15/2018	12/15/2018
3/22/2001	16 Hitachi CQ 310 Rail Cars	36,800	7,595	5,862	1,733	1/15/2020	12/15/2020
3/22/2001	28 Breda CQ 310 Rail Cars	78,400	19,168	13,286	5,882	10/15/2026	9/15/2027
3/22/2001	24 Hitachi CQ 310 Rail Cars	55,200	11,083	8,250	2,833	1/15/2020	12/15/2020
3/22/2001	46 Franco Belge CQ 310 Rail Cars	92,000	26,168	20,732	5,436	10/05/2017	9/15/2018
6/21/2001	14 Franco Belge CQ 310 Rail Cars	28,000	5,827	4,182	1,645	1/05/2019	12/15/2019
6/22/2001	10 Franco Belge CQ 310 Rail Cars	20,000	6,027	4,465	1,562	11/05/2017	10/15/2018
12/27/2001	8 Hitachi CQ 311 Rail Cars	20,000	4,166	2,244	1,922	1/05/2026	12/15/2026
12/27/2001	26 Hitachi CQ 311 Rail Cars	65,000	13,320	7,191	6,129	1/05/2026	12/15/2026
12/27/2001	14 Hitachi CQ 311 Rail Cars	35,000	7,296	3,930	3,366	1/05/2026	12/15/2026
9/27/2002	20 Breda CQ 312 Rail Cars	57,000	12,622	9,150	3,472	1/05/2026	12/15/2026
9/29/2005	30 Breda CQ 312 Rail Cars	93,300	16,274	11,376	3,839	1/02/2034	12/15/2034
9/29/2005	10 Breda CQ 312 Rail Cars	31,500	5,488	3,793	1,333	1/02/2034	12/15/2034
9/29/2003	Marta South Line	782,072	102,230	67,457	27,312	1/02/2032	12/15/2032

METROPOLITAN ATLANTA RAPID TRANSIT AUTHORITY

Notes to the Financial Statements

June 30, 2014 and 2013

(Dollars in Thousands)

10. CAPITAL LEASE OBLIGATIONS (continued)

The following table shows the net book value of the rail cars and the south line under the lease/leaseback transactions as of June 30, 2014 and 2013:

Lease Date	Property	Net Book Value 6/30/2014	Net Book Value 6/30/2013
3/22/2001	46 Hitachi CQ 310 Rail Cars	\$ 27,643	\$ 35,136
3/22/2001	28 Breda CQ310 Rail Cars	34,826	38,094
3/22/2001	92 Franco Belge CQ 310 Rail Cars	76,490	82,195
6/22/2001	24 Franco Belge CQ310 Rail Cars	2,843	3,439
12/27/2001	48 Hitachi CQ 311 Rail Cars	36,232	42,764
9/27/2002	20 Breda CQ 312 Rail Cars	27,567	28,748
9/29/2005	40 Breda CQ 312 Rail Cars	55,027	59,231
9/29/2003	MARTA South Line	322,257	336,646

American Insurance Group (AIG) and Ambac were participants in a majority of these structured lease transactions. The downgrade of AIG and Ambac ratings triggered, at the option of the counterparties, replacement of the Payment Undertaking Agreements and the surety bonds for 18 of the 19 transactions. Of the 18 transactions that fell below the threshold, replacement was requested for 16.

None of MARTA's counterparties in these transactions declared a default. The statuses of these transactions are as follows:

- Included in the lease arrangements are various buyout option dates. Beginning in October of 2017 and ending in January of 2034, MARTA has to execute its intent to buy out the head lease to terminate the LILO agreements. Management has created a schedule of the various buyout option dates and has coordination activities in place to monitor the execution of these options.
- A collateral replacement of approximately \$17.0 million supporting the remediated transactions related to the 2001-1 through 2001-4; 2001-6; 2001-8 and 2002-1 LILO arrangements will need to be in place on January 2, 2018 and can take the form of securities or a Letter of Credit. The replacement of collateral determination method and actual final collateral replacement amounts is not determinable at June 30, 2014.

METROPOLITAN ATLANTA RAPID TRANSIT AUTHORITY

Notes to the Financial Statements

June 30, 2014 and 2013

(Dollars in Thousands)

10. CAPITAL LEASE OBLIGATIONS (continued)

The following is a schedule by year of the future minimum lease payments under these LILO arrangements as of June 30, 2014:

Fiscal Year(s)	
2015	\$ 3,412
2016	3,875
2017	3,575
2018	99,508
2019	36,954
2020– 2024	47,624
2025 – 2029	79,268
2030 – 2034	140,659
2035	15,129
Present value of net minimum lease payments	430,004
Less: current principal maturities	(3,412)
Obligations under capital lease - long term	<u>\$ 426,592</u>

The liability of these leases changed in 2014 and 2013 as follows:

Outstanding - June 30, 2013	\$ 409,045
Net change in obligation	20,959
Outstanding - June 30, 2014	<u>\$ 430,004</u>

11. PENSION PLANS

MARTA maintains two single-employer defined benefit pension plans, the MARTA/ATU Local 732 Employees Retirement Plan, previously known as the Union Employees Retirement Plan (the "Union Plan") and Non-Represented Pension Plan (the Non-Rep Plan). The Union Plan covers all members of Division 732 of the Amalgamated Transit Union and nonmembers who are represented by the Union for bargaining purposes. Covered employees are eligible to participate in the Union Plan upon the completion of sixty days of full-time employment. The Non-Rep Plan covers all full-time MARTA employees hired before January 1, 2005 who are not eligible to participate in the Union Plan, and who have chosen to remain in the Non-Rep Plan.

Prior to January 1, 2005, covered employees were eligible to participate in the Non-Rep Plan on the first date of employment, however, effective January 1, 2005, covered employees are eligible to participate in the MARTA Non-represented Defined Contribution Plan and Trust on the first date of employment.

The funding methods and determination of benefits for the defined benefit plans were established by the MARTA Act creating such plans and in general, provide that pension funds are to be accumulated from employee contributions, MARTA contributions, and income from the investment of accumulated funds.

METROPOLITAN ATLANTA RAPID TRANSIT AUTHORITY

Notes to the Financial Statements

June 30, 2014 and 2013

(Dollars in Thousands)

11. PENSION PLANS (continued)

Each plan is administered by a pension committee. Each plan issues a publicly available financial report that includes financial information for that plan. Those reports may be obtained by writing the plan.

Non-Represented Pension Plan
2424 Piedmont Road NE
Atlanta, GA 30324
(404) 848-4143

MARTA/ATU Local 732
Employees Retirement Plan
2424 Piedmont Road NE
Atlanta, GA 30324
(404) 848-4143

The MARTA plans provide retirement benefits that, initially, are calculated under a step-rate benefit formula based on final average compensation (as defined), and multiplied by factors related to length of continuous service. All modifications to the pension plans must be supported by actuarial analysis and receive the approval of the MARTA Board of Directors and pension committees.

Normal retirement under the Union Plan occurs when a participant reaches age 65. For the Non-Rep Plan, the participant must complete five years of credited service or attain age 62, whichever occurs later. The minimum pension benefit upon retirement under the Union Plan is \$650 per month reduced by 10% for each full year or fraction thereof for less than ten years of service. Under the Non-Rep Plan, the minimum monthly benefit is \$32.50 times credited service up to 30 years.

The following schedule (derived from the most recent actuarial valuation report) reflects membership for the plans as of January 1, 2014 for the Union Plan and Non-Rep Plan:

	<u>Union</u>	<u>Non-Rep</u>
Active Employees	2,592	801
Pensioners	1,785	1,194
Inactive Vesteers	298	124
Total	<u>4,675</u>	<u>2,119</u>

Funding Status and Annual Pension Cost - MARTA's funding policy is to contribute a percentage of each plan's covered payroll as developed in the actuarial valuation for the individual plan. MARTA's contribution percentage is the actuarially determined amount necessary to fund plan benefits after consideration of employee contributions.

In accordance with the plan agreement, employer and employee contributions to the Union Plan and the Non-Rep Plan must be at least equal to the actuarially determined amount necessary to fund plan benefits.

METROPOLITAN ATLANTA RAPID TRANSIT AUTHORITY

Notes to the Financial Statements

June 30, 2014 and 2013

(Dollars in Thousands)

11. PENSION PLANS (continued)

The actuarially determined contribution amount is the sum of the annual normal costs determined under the Entry Age Normal actuarial cost method. The Union plan's and Non-Rep plan's unfunded actuarial accrued liability is reported under the Schedule of Funding Progress.

MARTA's annual pension cost and contributions are based on the actual covered payroll as of June 30, 2014. All other related information is based on actuarial valuations performed as of January 1, 2014 for Union and Non-Rep plans.

The information is as follows:

	<u>Union</u>	<u>Non-Rep</u>
Contribution Rates:		
MARTA	8.09%	37.40%
Plan Members	4.41%	6.00%
Transit Police	-	7.50%
Annual Pension Cost	\$8,490	\$18,887
Contributions Made	\$8,490	\$18,887
Actuarial Valuation Date	01/01/14	01/01/14
Actuarial Cost Method	Entry Age Normal Cost Method	Entry Age Normal Cost Method
Amortization Method	Level Percentage of Pay	Fixed Dollar
Remaining Amortization Period	30 years, Open	10 years, Closed
Asset Valuation Method	Market Value	Market Value
Actuarial Assumptions		
Investment Rate of Return	7.50%	7.25%
Projected Salary Increases:		
Inflation and Productivity	4.50% per year	3.20% per year
Merit or Seniority	1.00% per year	1.00% per year
Post Retirement Benefit Increases	none	none

METROPOLITAN ATLANTA RAPID TRANSIT AUTHORITY

Notes to the Financial Statements

June 30, 2014 and 2013

(Dollars in Thousands)

11. PENSION PLANS (continued)

Entry Age Normal Cost Method – The Non-Rep and Union plans use the entry age actuarial cost method. Under this method, the excess of the actuarial present value of projected benefits of the group included in the actuarial valuation over the actuarial value of assets is allocated as a level amount over the earnings of the group as a whole, not as a sum of individual allocations.

The portion of the excess actuarial present value allocated to a valuation year is called the normal actuarial cost. All ancillary benefits are funded under the same method as retirement benefits. These liabilities are amortized through the normal actuarial cost.

Actuarial valuations of an ongoing plan involve estimates of the value of reported amounts and assumptions about the probability of occurrence of events in the future. Examples include assumptions about future employment, mortality, and healthcare trends. Amounts determined regarding the annual required contributions of the employer are subject to continual revision as actual results are compared with past expectations and new estimates are made about the future.

Schedule of Annual Pension Cost

Three-Year Trend Information

MARTA/ATU Local 732 Retirement Plan

<u>Fiscal Year</u>	<u>Annual Pension Cost (APC)</u>	<u>Percentage of APC Contributed</u>	<u>Net Pension Obligation</u>
2012	\$ 7,398	100%	\$ -
2013	7,557	100	-
2014	8,490	100	-

Non-Represented Pension Plan

<u>Fiscal Year</u>	<u>Annual Pension Cost (APC)</u>	<u>Percentage of APC Contributed</u>	<u>Net Pension Obligation</u>
2012	\$ 23,230	100%	\$ -
2013	26,235	100	-
2014	18,887	100	-

METROPOLITAN ATLANTA RAPID TRANSIT AUTHORITY

Notes to the Financial Statements

June 30, 2014 and 2013

(Dollars in Thousands)

11. PENSION PLANS (continued)

Schedule of Funding Progress

MARTA/ATU Local 732 Employees Retirement Plan

Beginning with the 2009 fiscal year the Actual Cost Method was changed from the Frozen Entry Age to the Entry Age Normal. The new method separately identifies an Actuarial Accrued Liability and calculates a traditional UAAL. Beginning in fiscal year 2008, the funded status is required to be reported using the Entry Age Normal method if the Actuarial Cost Method used to develop the Annual Required Contribution does not directly compute the Actuarial Accrued Liability. This requirement is mandated by GASB Statement No. 50.

The information below is reported using the Entry Age Normal Cost Method.

<u>Plan Year</u>	<u>Actuarial Value of Assets</u>	<u>Actuarial Accrued Liability (AAL)</u>	<u>Funded Ratio</u>	<u>Unfunded AAL (UAAL)</u>	<u>Covered Payroll</u>	<u>UAAL as a Percentage of Covered Payroll</u>
1/1/2012	\$ 456,045	\$ 470,926	96.8%	\$ 14,881	\$ 102,525	14.5%
1/1/2013	450,322	468,009	96.2	17,687	106,042	16.7
1/1/2014	484,806	474,549	102.2	(10,257)	104,748	(9.8)

Non-Represented Pension Plan

Beginning with the 2008 fiscal year, GASB Statement No. 50 requires the funding status to be reported using the Entry Age Normal Cost Method if the Actuarial Cost Method used to develop the Annual Required Contribution does not directly compute the Accrued Actuarial Liability. The schedule of funding progress thereafter reflects this change.

<u>Plan Year</u>	<u>Actuarial Value of Assets</u>	<u>Actuarial Accrued Liability (AAL)</u>	<u>Funded Ratio</u>	<u>Unfunded AAL (UAAL)</u>	<u>Covered Payroll</u>	<u>UAAL as a Percentage of Covered Payroll</u>
1/1/2012	\$ 266,810	\$ 431,419	61.8%	\$ 164,609	\$ 58,225	282.7%
1/1/2013	290,539	430,206	67.5	139,667	49,338	283.1
1/1/2014	348,205	445,249	78.2	97,044	45,668	212.5

METROPOLITAN ATLANTA RAPID TRANSIT AUTHORITY

Notes to the Financial Statements

June 30, 2014 and 2013

(Dollars in Thousands)

11. PENSION PLANS (continued)

Defined Contribution Pension Plan - The MARTA Non-represented Defined Contribution Plan and Trust (the D.C. Plan) was established to provide benefits at retirement to non-represented employees of MARTA who were hired on or after January 1, 2005 and to those members of the Non-Rep Plan who elected to transfer to this Plan. The D.C. Plan is administered by the Mass Mutual. The employee is required to contribute 6% of their annual compensation and MARTA matches at 3% of the enrolled employee's annual compensation. Plan provisions and contributions requirements are established and may be amended by the pension committee after approval by resolution of the MARTA Board of Directors. Employer contributions to the D.C. Plan for the years ended June 30, 2014 and 2013 were \$1,062 and \$933, respectively.

Employee contributions to the D.C. Plan for the years ended June 30, 2014 and 2013 were \$2,111 and \$1,906, respectively.

12. EMPLOYEE BENEFITS

Deferred Compensation Plan - MARTA has adopted a deferred compensation plan in accordance with Section 457 of the Internal Revenue Code (the 457 Plan).

The 457 Plan allows any employee to voluntarily defer receipt of up to 25% of gross compensation, not to exceed \$17.5 per year or if age 50 and over, not to exceed \$23.0 per year. All administration costs of the 457 Plan are deducted from the participant's account. The deferred amounts may be distributed to the employee upon retirement or other termination of employment, disability, death, or financial hardship (as defined). The 457 Plan's assets are held and administered by insurance providers. The Authority has no fiduciary relationship with the trust. Accordingly, the 457 Plan assets are not included in MARTA's Statements of Net Position.

Other Post Retirement Benefits - In addition to providing pension benefits, MARTA provides certain health care benefits, life insurance and transit passes for all retired employees and temporary disability payments for non-represented employees.

Non-represented employees including police officers hired before July 1, 2004 and all represented employees who retire with a regular, disability, or early pension under one of the defined benefit pension plans from active service with MARTA are eligible until age 65 (maximum of 15 years) for health coverage. Life insurance and transit pass benefits continue for life. Participants can choose from several plan options and pay a portion of the cost of benefits. The cost for represented coverage varies by plan but is available at no cost to the retiree for the first ten years after retirement and 50% of the cost for an additional five years, not to exceed 15 years.

These post-retirement benefits are not offered to any non-represented employee excluding police officers hired on or after July 1, 2004. The healthcare plan is a single-employer defined benefit plan.

METROPOLITAN ATLANTA RAPID TRANSIT AUTHORITY

Notes to the Financial Statements

June 30, 2014 and 2013

(Dollars in Thousands)

12. EMPLOYEE BENEFITS (continued)

MARTA's annual other postemployment benefit (OPEB) cost is calculated based on the Annual Required Contribution of the Employer (ARC), an amount actuarially determined in accordance with the parameters of GASB Statement No. 45, Accounting and Financial Reporting by Employers for Postemployment Benefits Other than Pensions. The ARC represents a level of funding that, if paid on an ongoing basis, is projected to cover the normal cost each year and amortize any unfunded actuarial liabilities (or funding excess) with increasing payments over a period not to exceed 30 years. For the years ended June 30, 2014 and 2013, respectively, MARTA contributed \$17,437 and \$17,956 to its OPEB Plan (the Plan).

The following schedule (derived from the most recent actuarial valuation report) shows the components of MARTA's Annual OPEB costs for 2014 and 2013, the amounts actually contributed to the Plan and changes in MARTA's Net OPEB Obligation (Asset):

	<u>2014</u>	<u>2013</u>
Annual Required Contribution	\$ 22,056	\$ 21,536
Interest on Net OPEB Obligation	-	-
Adjustment to OPEB Obligation	<u>(4,619)</u>	<u>(3,580)</u>
Annual OPEB Cost	17,437	17,956
Actual Employer Contributions	<u>(17,437)</u>	<u>(17,956)</u>
Increase in Net OPEB Obligation (Asset)	-	-
Net OPEB Obligation - Beginning of Year	-	-
Net OPEB Obligation (Asset) - End of Year	<u>\$ -</u>	<u>\$ -</u>
 Percentage of Annual Contributions Made to ARC	 100%	 100%

Actuarial valuations of an ongoing plan involve estimates of the value of reported amounts and assumptions about the probability of occurrence of events in the future. Examples include assumptions about future employment, mortality, and healthcare trends. Amounts determined regarding the annual required contributions of the employer are subject to continual revision as actual results are compared with past expectations and new estimates are made about the future.

For the July 1, 2012 actuarial valuation, the Individual Entry Age Normal Actuarial Cost Method was used. Under the Entry Age Normal Actuarial Cost Method, the Normal Cost is computed as the dollar amount which, if paid from the earliest time each Participant would have been eligible to join the Plan if it then existed (entry age) until their retirement, termination or death, would accumulate with interest at the rate assumed in the valuation to an amount sufficient to pay all benefits under the Plan. The total Normal Cost for the Plan is determined by adding the Normal Costs for each individual participant.

METROPOLITAN ATLANTA RAPID TRANSIT AUTHORITY

Notes to the Financial Statements

June 30, 2014 and 2013

(Dollars in Thousands)

12. EMPLOYEE BENEFITS (continued)

The Actuarial Accrued Liability under this cost method is the excess of: (a) the Present Value of Future Benefits determined in accordance with the provisions of the Plan over (b) the Present Value of Future Normal Costs. The Unfunded Actuarial Accrued Liability is the excess of the Actuarial Accrued Liability over the Actuarial Value of Assets. Under this cost method, experience gains or losses, i.e. decreases or increases in accrued liabilities attributable to deviations in experience from the actuarial assumptions, decrease or increase the Unfunded Actuarial Accrued Liability.

The amortization method used is a 30-year closed level percent of pay formula; no payroll growth was assumed for amortization purposes. There are currently 23 years remaining in the amortization period. For purposes of the fiscal years 2014 and 2013 actuarial valuations, a discount rate of 7.0% was used for both years. The Plan changed the long-term discount rate assumption from 4.7% used in the initial valuation to 7.5% in connection with the establishment of an exclusive trust. The current long-term discount rate used in the most recent actuarial report is 7.0%.

This trust was established in the 2008-2009 Plan year and currently, no audited GAAP basis report is available for the Plan. The Authority has no fiduciary relationship with the referenced trust. Accordingly, the OPEB Plan assets are not included in MARTA's Statements of Net Position.

The actuarial assumptions do not employ an explicit general inflation assumption. Rather, general expense inflation is taken into consideration in setting each of several assumptions including a long term investment return (discount rate) assumption, a medical expense inflation assumption, a salary increase assumption and an administrative expense assumption.

The healthcare trend rate used for determining the cost of future benefits for the Plan was 8.5% for 2014 and 2013.

MARTA's annual OPEB cost, the percentage of annual OPEB cost contributed to the plan, and the net OPEB obligation for fiscal year 2014 and the two preceding fiscal years were as follows:

<u>Fiscal Year Ended June 30</u>	<u>Annual OPEB Cost</u>	<u>Percentage of Annual OPEB Cost Contributed</u>	<u>Net OPEB Obligation (Asset)</u>
2012	\$ 18,414	100%	\$ -
2013	17,956	100	-
2014	17,437	100	-

METROPOLITAN ATLANTA RAPID TRANSIT AUTHORITY
Notes to the Financial Statements
June 30, 2014 and 2013
(Dollars in Thousands)

12. EMPLOYEE BENEFITS (continued)

The funded status of the Plan as of June 30, 2014 was as follows:

	<u>June 30, 2014</u>
Actuarial Accrued Liability (AAL)	\$ 204,183
Actuarial Value of Plan Assets	<u>42,287</u>
Unfunded Actuarial Accrued Liability (UAAL)	<u>\$ 161,896</u>
Funded Ratio	20.7%
Covered Payroll	\$ 203,248
UAAL as a Percentage of Covered Payroll	79.7%

The schedule of funding progress of the Plan for the last three years was as follows:

<u>Actuarial Valuation Date</u>	<u>Actuarial Value of Assets (a)</u>	<u>Actuarial Accrued Liability (AAL) Individual Entry Age (b)</u>	<u>Unfunded AAL (UAAL) (b-a)</u>	<u>Funded Ratio (a/b)</u>	<u>Covered Payroll (c)</u>	<u>UAAL as a Percentage of Covered Payroll ((b-a)/c)</u>
6/30/2012	\$ 27,856	\$ 197,579	\$ 169,723	14.1%	\$ 169,001	100.4%
6/30/2013	33,684	197,230	163,546	17.1	195,989	83.4
6/30/2014	42,287	204,183	161,896	20.7	203,248	79.7

The Plan covers both Union and Non-Represented employees. The chart below details this dissection of fully eligible and not yet fully eligible active participants.

<u>Active Participants</u>	<u>Union</u>	<u>Non-Rep</u>	<u>Total</u>
Fully Eligible	209	190	399
Not Yet Fully Eligible	<u>2,310</u>	<u>537</u>	<u>2,847</u>
Total Number of Lives	<u>2,519</u>	<u>727</u>	<u>3,246</u>

METROPOLITAN ATLANTA RAPID TRANSIT AUTHORITY**Notes to the Financial Statements**

June 30, 2014 and 2013

(Dollars in Thousands)

13. RISK MANAGEMENT

MARTA is exposed to various risks of loss related to torts, theft of, damage to, or destruction of assets; errors or omissions; injuries to employees; or acts of God. MARTA is self-insured for workers' compensation risks and public liability and property damage claims up to \$5,000 per occurrence. MARTA carries liability insurance for amounts exceeding the self-insured limits. For property and casualty insurance, the coverage over the self-insured retention is \$5,000 to \$150,000.

There have been no significant reductions in insurance coverage during the years ended June 30, 2014 and 2013 and the amount of claims settlements did not exceed insurance coverage in any of the past three years.

The changes in the liabilities for self-insurance for the years ended June 30, 2014 and 2013 are as follows:

	<u>Workers'</u> <u>Compensation</u>	<u>Public Liability</u> <u>and Property</u> <u>Damage</u>	<u>Total</u>
Balance, June 30, 2012	\$ 24,859	\$ 9,488	\$ 34,347
Incurred claims, net of any changes	9,533	4,780	14,313
Payments	<u>(9,406)</u>	<u>(3,703)</u>	<u>(13,109)</u>
Balance, June 30, 2013	24,986	10,565	35,551
Incurred claims, net of any changes	12,400	10,166	22,566
Payments	<u>(10,026)</u>	<u>(2,397)</u>	<u>(12,423)</u>
Balance, June 30, 2014	<u>\$ 27,360</u>	<u>\$ 18,334</u>	<u>\$ 45,694</u>
Due within one year	<u>\$ 10,551</u>	<u>\$ 5,126</u>	<u>\$ 15,677</u>

Liabilities are reported when it is probable that a loss has occurred and the amount of the loss can be reasonably estimated. Liabilities include an amount for claims that have been incurred but not reported and incremental claims adjustment expenses.

Claim liabilities are calculated considering the effects of inflation, recent claim settlement trends including frequency and amount of payouts, and other economic and social factors.

MARTA also provides employee health insurance which includes medical, vision, pharmacy drugs, dental, critical illness, and life insurance. All the medical plans have both specific and aggregate stop loss insurance coverage.

METROPOLITAN ATLANTA RAPID TRANSIT AUTHORITY

Notes to the Financial Statements

June 30, 2014 and 2013

(Dollars in Thousands)

14. DEFERRED OUTFLOWS AND INFLOWS OF RESOURCES

Deferred outflows of resources are a consumption of net assets by MARTA that is applicable to future period and has a positive effect on net position similar to assets. The deferred outflows of resources other than hedging activities discussed in Note 8 represent the unamortized portion of deferred losses on debt refundings of \$12,033 and \$15,732 as of the years ended June 30, 2014 and 2013, respectively.

Deferred inflows of resources are an acquisition of net assets by MARTA that is applicable to a future period and has a negative effect on net position similar to liabilities. MARTA's deferred inflow of resources is only from hedging activity. Please see Notes 1 and 8.

15. UNEARNED REVENUE

From the years ended June 30, 2001 to 2007, MARTA entered into several agreements to lease a number of its rail cars; the Avondale Rail Maintenance Facility, the East Rail Line (from Five Points station to Indian Creek station), and the South Rail Line (from Five Points station to Airport station). MARTA then leased these same assets back from the third-party investors as a capital sublease. The effect of the transaction was to transfer the tax benefits of ownership to the investors; in exchange, MARTA received cash consideration equal to the difference between the lease and sublease payments. The total consideration net of expenses as of June 30, 2007 was \$105,300. Since that time, a number of these arrangements have been terminated. MARTA is required to maintain the cars and the stations at an operating level over the life of the sublease as specified in the terms of the lease agreements. Because of the ongoing maintenance and renovation expenditures required to meet this operating level, the net proceeds were recorded as unearned and are being amortized over the life of the respective leases (approximately 18.5 years to 32 years) on a straight-line basis.

During the year ended June 30, 2014 and 2013, the unamortized portion of unearned revenue for the South Line agreement was \$22,000 and \$23,200, respectively, and \$13,000 and \$14,000, respectively for the Rail Cars agreements.

METROPOLITAN ATLANTA RAPID TRANSIT AUTHORITY

Notes to the Financial Statements

June 30, 2014 and 2013

(Dollars in Thousands)

16. COMMITMENTS AND CONTINGENCIES

Commitments - MARTA's long-range plan provides for the planning, construction, financing, and operation of a rapid transit system in multiple phases, consisting of approximately 60 miles of double track and 45 stations, of which 47.6 miles and 38 stations were in service June 30, 2014. At June 30, 2014, MARTA was committed to future capital expenditures for various other projects.

The FTA has provided the majority of the funds required to construct phase A (13.7 miles) and phase B (9.7 miles) of the system with four grants totaling approximately \$1,232,400 in federal funds. Additionally, FTA has provided \$290,318 in federal funds for phase C (10.6 miles), \$133,400 for phase D (10.3 miles), and \$370,189 for phase E (3.0 miles). The remaining costs of the system have been financed through sales and use tax revenues, Sales Tax Revenue Bonds, and investment income.

FTA has also authorized other grant funds for the construction of a bus rapid transit (BRT) system, bus transit facilities, railcars, buses, replacement and rehabilitation of transit operating equipment, development work for construction support techniques, upgrading the fire protection system and other purposes not directly related to the rail construction program.

MARTA plans to fund its committed projects through the unencumbered capital portion of its sales tax, future new bond proceeds, issuance of short term and variable rate debt and federal and state capital grants. MARTA also has lease and interest revenue and capital reserves available to supplement its needs.

During the year ended June 30, 2001, MARTA began a Transit Oriented Development Program whereby MARTA ground leases office, retail, and residential space. The AT&T Towers and related parking and retail space were completed in October 2002. Several ground lease agreements have been signed, the terms of which provide for various payments to be made to MARTA over a variety of years. With the start of the economic recovery, MARTA is pursuing new opportunities in joint development for new ground leases with a primary focus on those market ready sites for multi-family housing. As of November 2014, MARTA has selected development partners for new transit-oriented developments (TODs) at the Avondale, Edgewood/Candler Park and King Memorial rail stations. A development partner for the proposed Brookhaven-Oglethorpe transit-oriented development will be selected by Spring 2015.

MARTA leases air rights and ground leases over and adjacent to its stations for the construction of office and other mixed-use developments.

METROPOLITAN ATLANTA RAPID TRANSIT AUTHORITY

Notes to the Financial Statements

June 30, 2014 and 2013

(Dollars in Thousands)

16. COMMITMENTS AND CONTINGENCIES (continued)

Future lease payments scheduled to be received under non-cancelable operating leases are as follows at June 30, 2014:

<u>Fiscal Year</u>	<u>Amount</u>
2015	\$ 7,137
2016	7,300
2017	7,430
2018	8,885
2019	8,197
	<u>\$ 38,949</u>

Contingencies – MARTA is a defendant in several lawsuits relating to alleged personal injuries, and alleged damages to property and business as a result of its operations. Claims have also been filed with MARTA which, for the most part, relate to alleged changes and/or conditions imposed on various contractors by MARTA beyond those provided for in the original contracts.

In addition, FTA periodically audits costs relating to the federal grants. Any costs that are ultimately determined to be non-allowable under the provisions of a federal capital grant will require funding from local funds. The outcome of the above matters is not presently determinable; however, management believes the ultimate resolution of these matters will not materially affect the financial statements of MARTA..

17. POLLUTION REMEDIATION OBLIGATION

Governmental Accounting Standard No. 49, Accounting and Financial Reporting for Pollution Remediation Obligations, details the circumstances under which the estimated liability for remediation of the detrimental effects of existing pollution should be recorded in the financial statements.

MARTA has three active bus facilities and a closed maintenance facility at which underground fuel storage tanks have released fuel at various times in prior years. MARTA has for a number of years, and continues to use various methods to remediate the effects of these releases.

In prior years MARTA was named as a potentially responsible party (PRP) for the cleanup of the Crymes Landfill located in Gwinnett County, Georgia. However, during fiscal year 2013, MARTA paid \$240.3 to the Crymes Landfill Trust in return for release of any and all liabilities in regard to the site.

MARTA estimates that \$3,847 and \$4,883 is its obligation to remediate the sites at the bus and maintenance facilities at June 30, 2014 and 2013, respectively, which is included in current liabilities on the Statements of Net Position. The obligation is subject to change resulting from price increases or reductions, technology, or changes in applicable laws or regulations.

METROPOLITAN ATLANTA RAPID TRANSIT AUTHORITY

Notes to the Financial Statements

June 30, 2014 and 2013

(Dollars in Thousands)

18. SUBSEQUENT EVENT

On July 1, 2014, MARTA will close two bond transactions: 1) MARTA will extend the Series 2000A Floating Rate Notes for an additional three years, and 2) MARTA will execute a \$300 million bond transaction. The proceeds of the bond transaction will be used to refund the existing \$200 million of outstanding commercial paper notes and \$100 million will be used to support the Capital Improvement Program implementation.

While MARTA is partially hedged for the fiscal year 2014 budget period, MARTA may execute additional fuel hedge contracts to facilitate hedging for the fiscal years 2015 and 2016. Counterparties will be determined through a bid process conducted at points in fiscal years 2015 and 2016 as dictated by market conditions. These contracts will be executed to hedge fiscal years 2014 and potentially 2015 and 2016 at levels not to exceed 75% of the forecast usage for either year.

MARTA will execute a mode conversion of the Series 2000B variable rate bonds with a closing scheduled for September 30, 2014. This conversion will be to a floating rate note structure in the same form as the Series 2000A floating rate notes. This will eliminate the requirement for letter of credit support and will save MARTA approximately \$185 thousand per year. MARTA will also put in place a Floating Rate Note Program to facilitate any short-term borrowing. It will be utilized in the same manner as MARTA has traditionally used commercial paper.

MARTA will sell either floating rate notes or traditional fixed rate bonds over the next 12 months to support the execution of the fiscal year 2015 Capital Budget.

On the election night of November 4, 2014, Clayton County citizens voted overwhelming to join MARTA marking what will be the first jurisdictional expansion of the transit system since its inception more than 40 years ago. Starting as soon as March 2015, MARTA will bring affordable, reliable transit customer-focused service to the citizens of Clayton County. Collection of the 1 percent sales levy will also begin in March 2015, as would three bus routes and complementary transit servicing Clayton County. MARTA will host public hearings on proposed transit services in the expanded service area.

METROPOLITAN ATLANTA RAPID TRANSIT AUTHORITY
Supplemental Schedule of Revenues and Expenses,
Budget vs. Actual (Budget Basis)
For the Year June 30, 2014
(Dollars in Thousands)

	<u>Budget</u>	<u>Actual (Budget Basis)</u>	<u>Variance Favorable/ (Unfavorable)</u>
Operating Revenues:			
Fare Revenues	\$ 140,038	\$ 140,318	\$ 280
Other Revenues	7,246	12,335	5,089
	<hr/>	<hr/>	<hr/>
Total Operating Revenues	147,284	152,653	5,369
Operating Expenses:			
Transportation	176,638	181,860	(5,222)
Maintenance and Garage Operations	150,917	141,584	9,333
General and Administrative	99,319	89,298	10,021
	<hr/>	<hr/>	<hr/>
Total Operating Expenses	426,874	412,742	14,132
Operating Loss	(279,590)	(260,089)	19,501
Nonoperating Revenues:			
Sales and Use Tax	349,413	347,289	(2,124)
Federal Operating Revenues	66,000	102,847	36,847
Investment Income	269	688	419
Other Revenues	9,992	32,089	22,097
	<hr/>	<hr/>	<hr/>
	425,674	482,913	57,239
Increase in Net Assets - Budget Basis	<u>\$ 146,084</u>	222,824	<u>\$ 76,740</u>
Basis Differences			
Depreciation		(209,759)	
Loss on Sales of Property and Equipment		(11)	
Interest Expense		(75,751)	
Interest Expense Capitalized		1,233	
Amortization of Financing Related Charges and Income			
from Derivative Activity		4,404	
Other - Nonoperating Expense		(62,273)	
Capital Grants		71,178	
Net Capital Lease Transaction Activity		6,607	
Gain on Investment Derivatives		7,905	
		<hr/>	
Decrease in Net Assets - GAAP Basis		<u>\$ (33,643)</u>	

METROPOLITAN ATLANTA RAPID TRANSIT AUTHORITY
Notes to the Supplemental Schedule
For the Year June 30, 2014
(Dollars in Thousands)

1. BUDGETARY HIGHLIGHTS

MARTA adopts its Operating and Capital Budget in June of each year. Once adopted, total budgeted revenues and/or expenses cannot change. The fiscal year 2014 net operating expenses were \$412,742 which excludes depreciation. This was \$14,132 (3.3%) less than the fiscal year 2014 budget, which was \$35,205 (8.1%) less than the previous year's budget. MARTA continued a number of cost containment measures in fiscal year 2014 by focusing on increasing productivity and efficiencies while reducing cost. Operating revenue performed favorable to the budget, ending the year \$5,369 (3.7%) better than budget, primarily due to identification of untapped sources of revenue. Nonoperating revenues were \$57,239 (13.5%) more than budget. The largest variance was for federal operating revenues; MARTA received \$36,847 more than budgeted. This positive variance is directly related to the Federal Operating Assistance on the Past Through Grants for the Atlanta Streetcar project.



METROPOLITAN ATLANTA RAPID TRANSIT AUTHORITY | www.itsmarta.com 404-848-5000 TTY: 404-848-5665 Accessible Format: 404-848-4037